



US00D576097S

(12) **United States Design Patent**
Suh

(10) **Patent No.:** **US D576,097 S**

(45) **Date of Patent:** **** Sep. 2, 2008**

(54) **SEAT BOARD FOR BOARD KITING**

(76) **Inventor:** **Sung Jun Suh**, Room 1870, N-City
Officetel, 52-2 Shingil 1-dong,
Yeongdeungpo-gu, Seoul (KR)

(**) **Term:** **14 Years**

(21) **Appl. No.:** **29/246,360**

(22) **Filed:** **Apr. 3, 2006**

(51) **LOC (8) Cl.** **12-06**

(52) **U.S. Cl.** **D12/303**

(58) **Field of Classification Search** D12/300,
D12/302, 303, 304, 310-314, 316, 317; D21/542,
D21/544, 801, 810; 114/39.11-39.15, 39.21-39.32,
114/102.18, 355-358, 288-290
See application file for complete search history.

(56) **References Cited**

U.S. PATENT DOCUMENTS

D202,455 S *	9/1965	Greene	D12/300
D207,138 S *	3/1967	Andersson	D12/303
D265,475 S *	7/1982	Pape	D12/303
D287,002 S *	12/1986	Goodman	D12/303
D304,922 S *	12/1989	Kirby	D12/303

D313,219 S *	12/1990	Emelyanov et al.	D12/303
D416,851 S *	11/1999	Mitchell	D12/303
7,197,996 B2 *	4/2007	Suh	114/39.12
2002/0162493 A1 *	11/2002	Hoyt	114/102.18

* cited by examiner

Primary Examiner—Holly H. Baynham

Assistant Examiner—Cynthia M Chin

(74) *Attorney, Agent, or Firm*—Joseph Hyosuk Kim; JHK
Law

(57) **CLAIM**

The ornamental design for a seat board for board kiting, as shown and described.

DESCRIPTION

FIG. 1 is a top, front and right side perspective view;
FIG. 2 is a top plan view thereof;
FIG. 3 is a bottom plan view thereof;
FIG. 4 is a front elevational view thereof; a rear being a mirror image thereof;
FIG. 5 is a right side elevational view thereof; and,
FIG. 6 is a left side elevational view thereof.

1 Claim, 4 Drawing Sheets

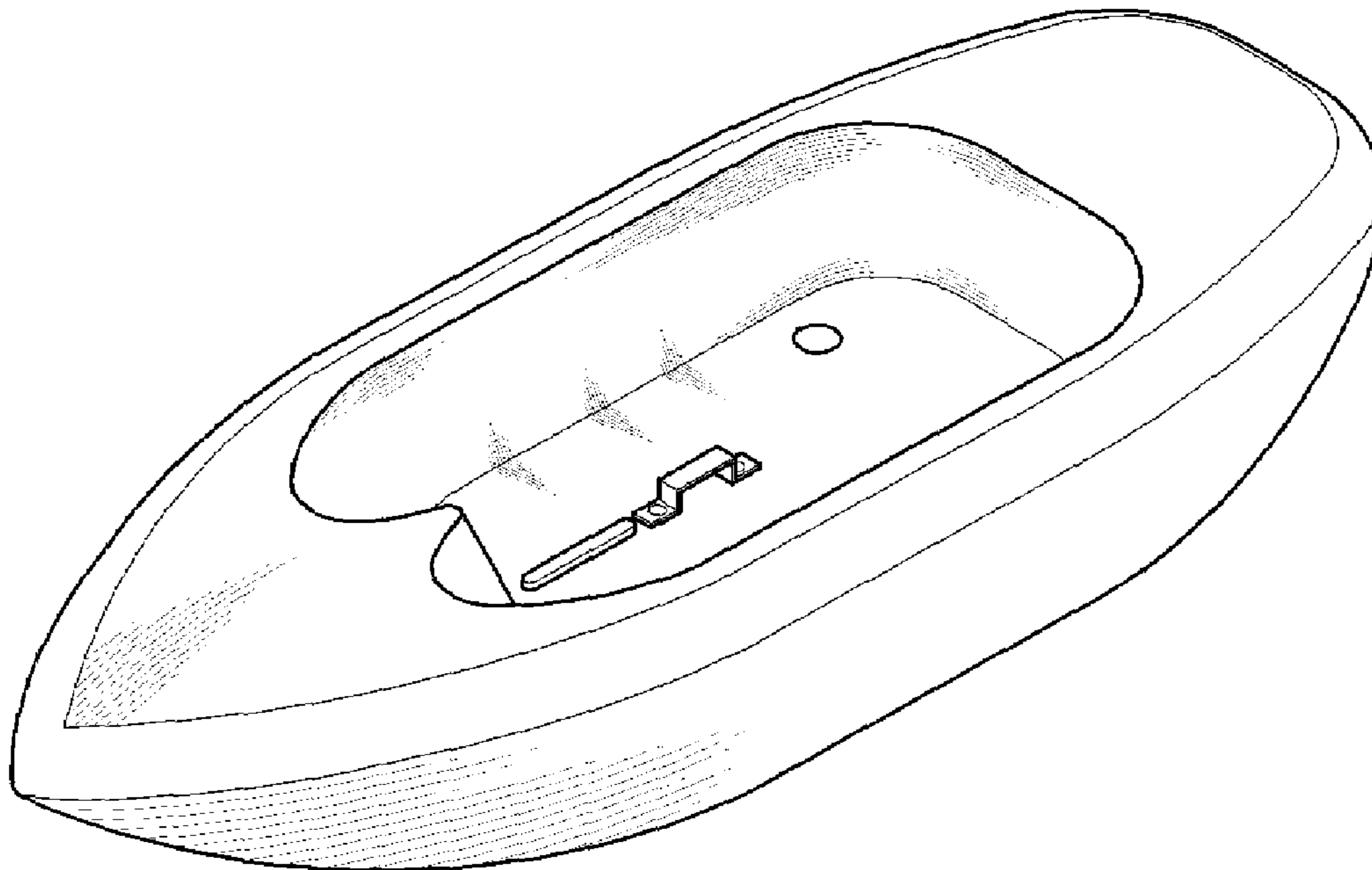


FIG. 1

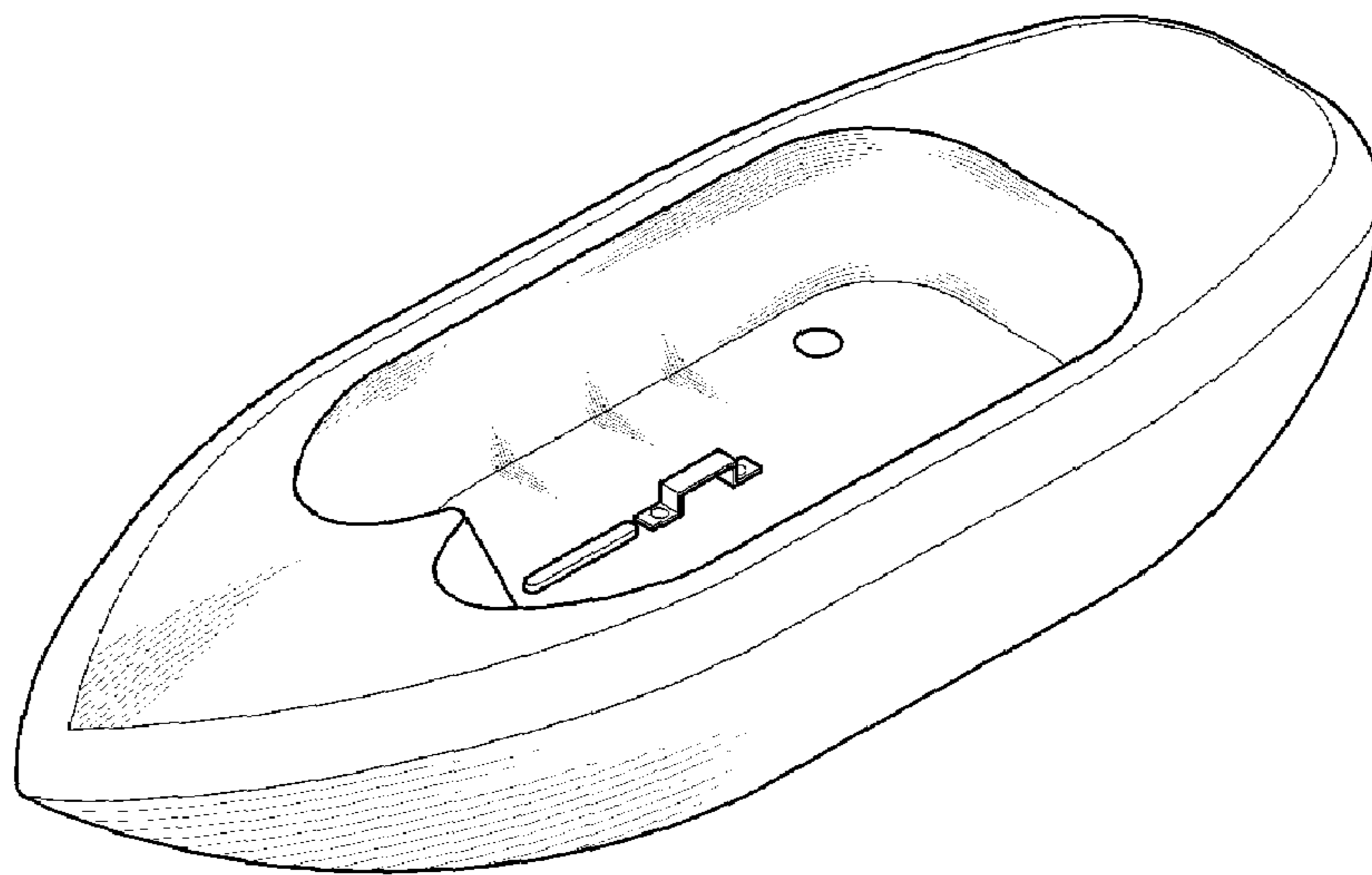


FIG. 2

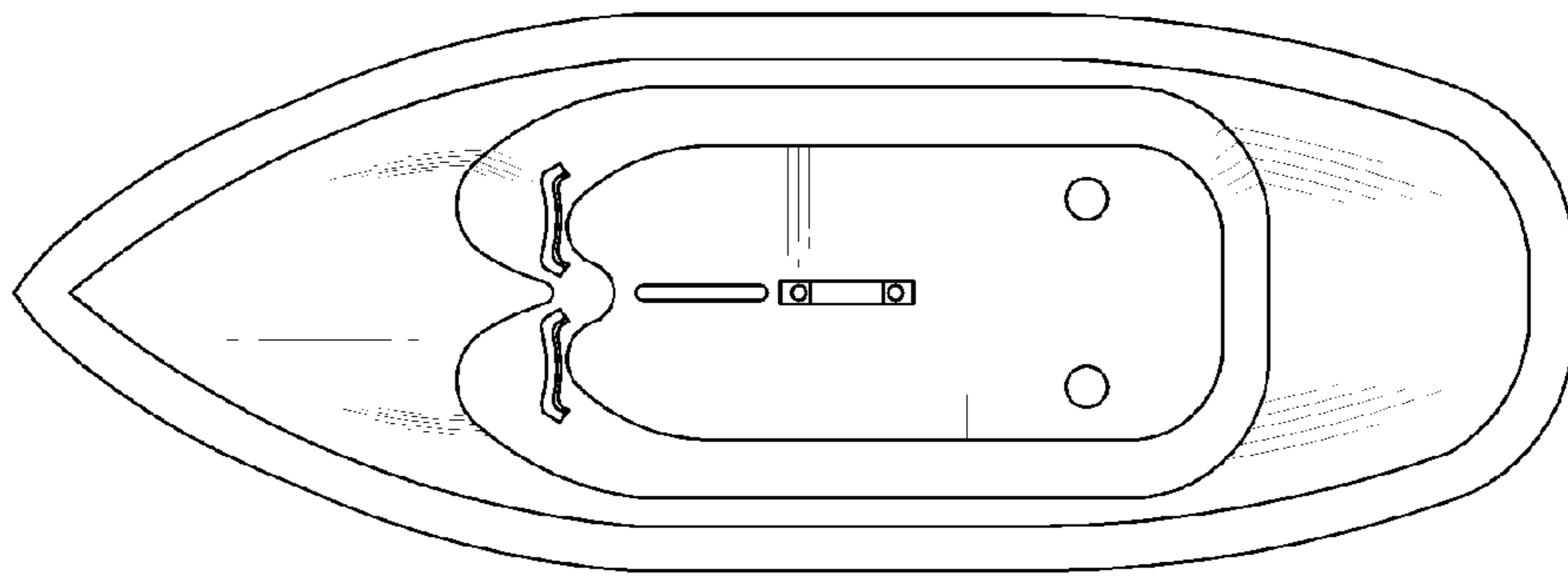


FIG. 3

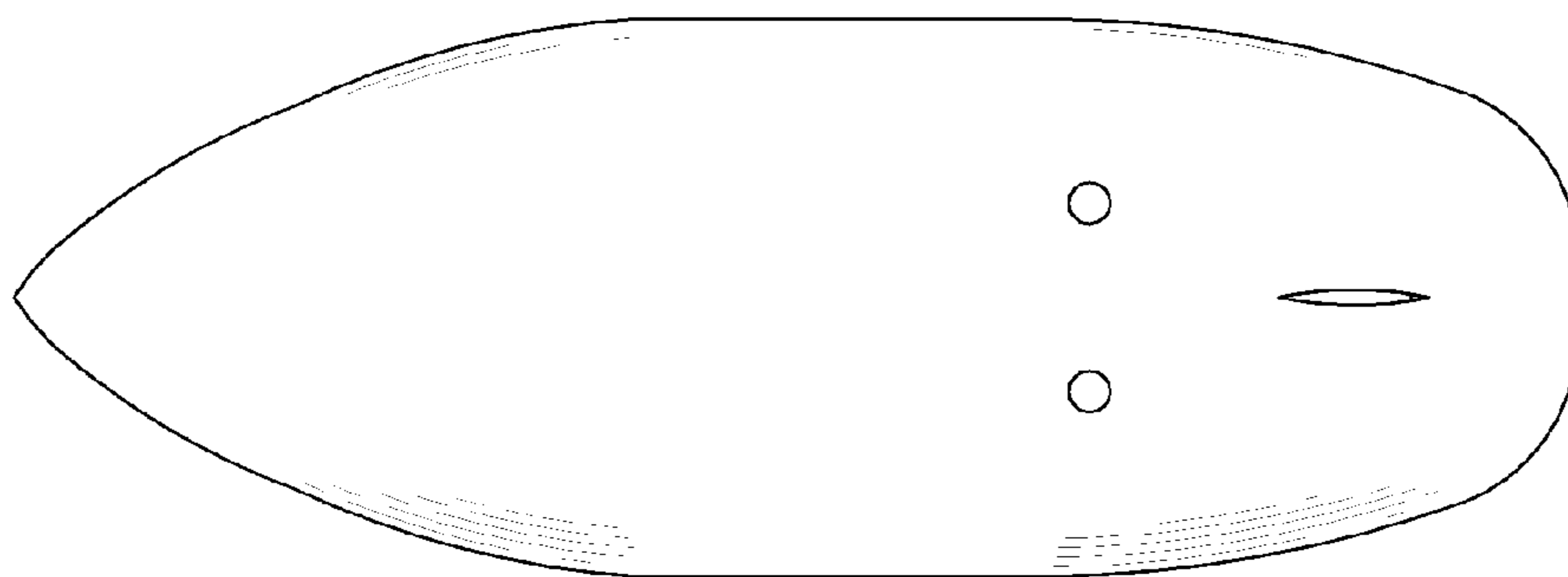


FIG. 4

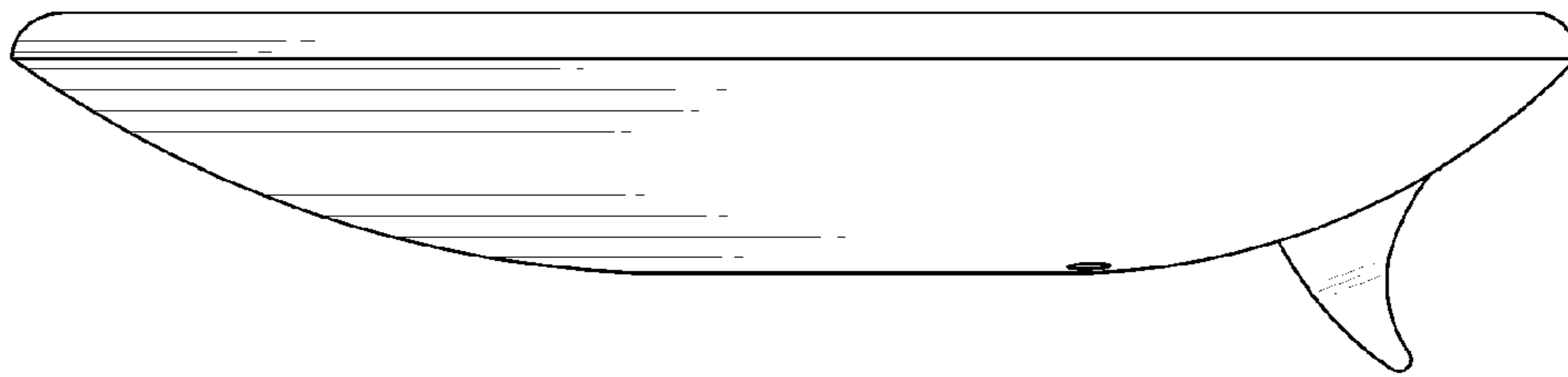


FIG. 5

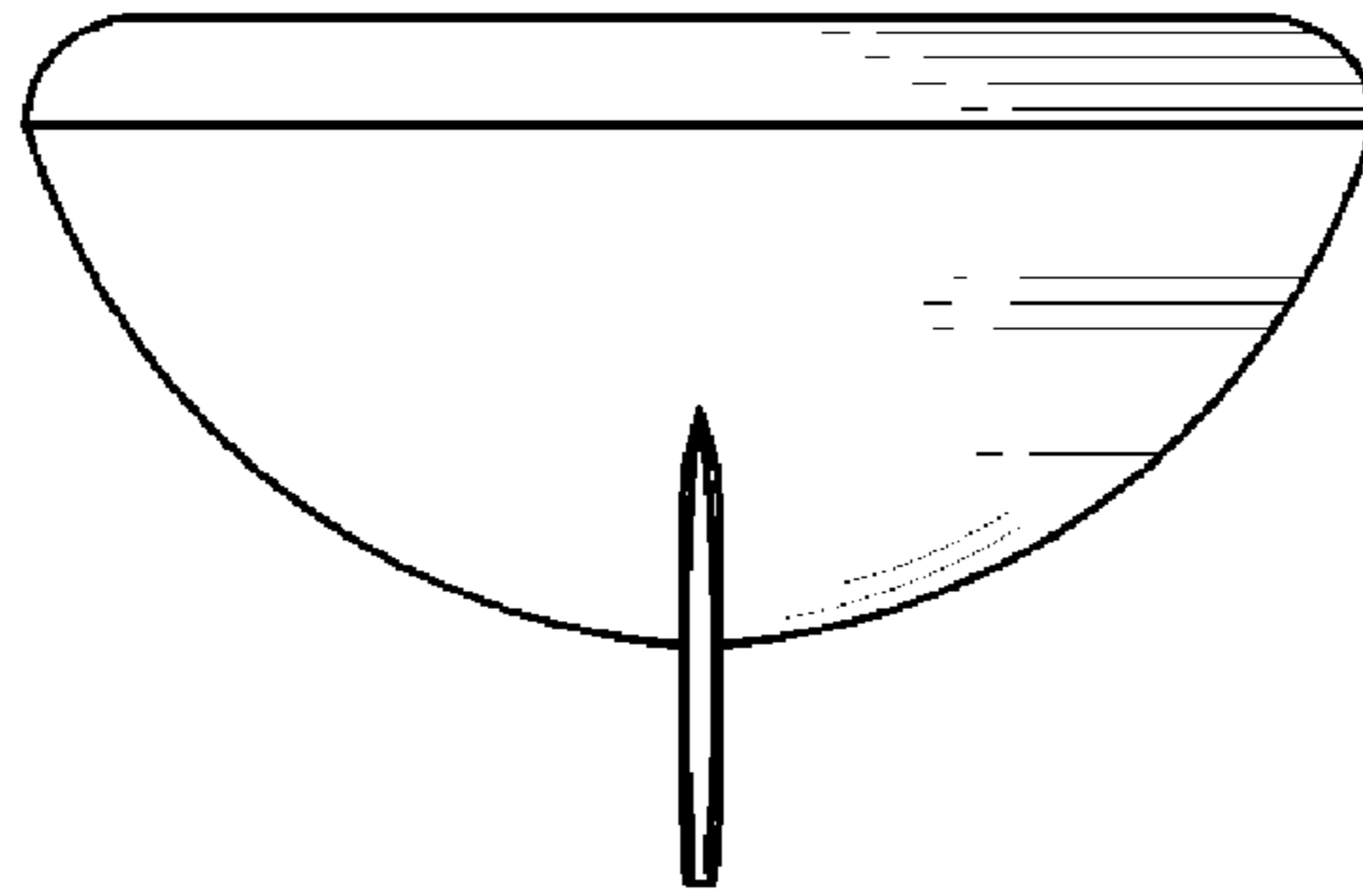


FIG. 6

