



US00D576071S

(12) **United States Design Patent**  
**Metcalf**

(10) **Patent No.:** **US D576,071 S**

(45) **Date of Patent:** **\*\* Sep. 2, 2008**

(54) **DECORATIVE ORNAMENT**

(76) Inventor: **Christopher John Metcalfe**, 56  
Thorncombe Road, Te Awamutu (NZ)  
2400

(\*\*) Term: **14 Years**

(21) Appl. No.: **29/269,292**

(22) Filed: **Nov. 28, 2006**

(51) **LOC (8) Cl.** ..... **11-02**

(52) **U.S. Cl.** ..... **D11/131**

(58) **Field of Classification Search** ..... D11/131,  
D11/131.1, 132, 133, 134, 135, 136, 137,  
D11/138, 139, 140, 141, 142, 157, 158, 159,  
D11/160, 161, 162, 163, 164; 428/20, 4,  
428/5, 7, 31, 28, 115, 11; 223/46  
See application file for complete search history.

(56) **References Cited**

**U.S. PATENT DOCUMENTS**

4,201,806	A *	5/1980	Cole	.....	428/4
4,840,822	A *	6/1989	Cheng	.....	428/4
D352,971	S *	11/1994	Lee et al.	.....	D21/468
6,042,903	A *	3/2000	Yedlin et al.	.....	428/7
D436,055	S *	1/2001	Yedlin et al.	.....	D11/184
D448,319	S *	9/2001	Chen	.....	D11/121
D505,639	S *	5/2005	Lach	.....	D11/131

\* cited by examiner

*Primary Examiner*—Louis S Zarfaz

*Assistant Examiner*—Michelle E Wilson

(74) *Attorney, Agent, or Firm*—Calfee, Halter & Griswold  
LLP

(57) **CLAIM**

The ornamental design for a decorative ornament, as shown  
and described.

**DESCRIPTION**

FIG. 1 is a perspective view of a decorative ornament of the  
new design, showing the ornament in an open position;

FIG. 2 is a perspective view of the decorative ornament of  
FIG. 1, showing the ornament in a closed position;

FIG. 3 is a top view of the decorative ornament of FIG. 1,  
showing the ornament in an open position;

FIG. 4 is a top view of the decorative ornament of FIG. 1,  
showing the ornament in a closed position;

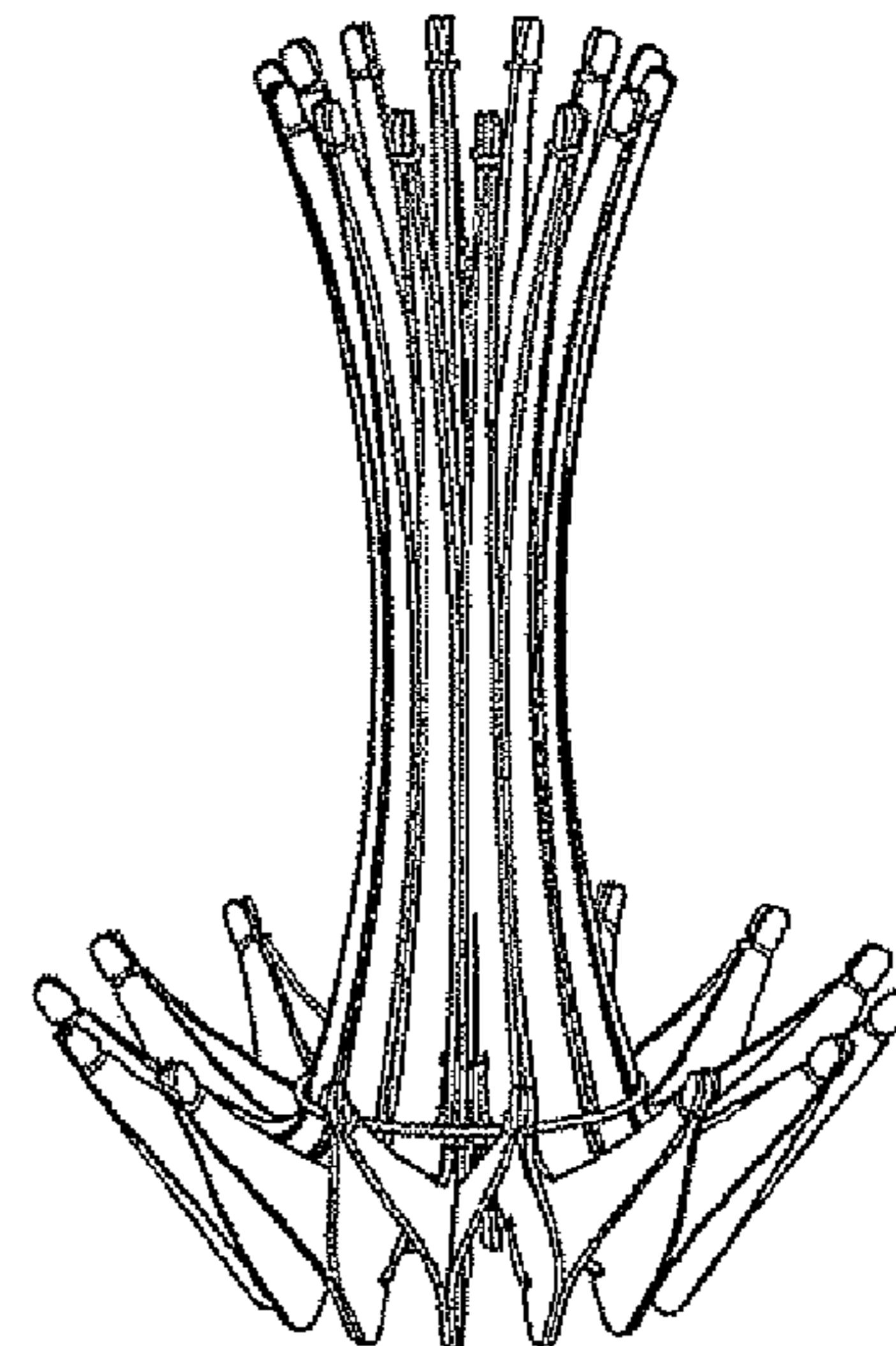
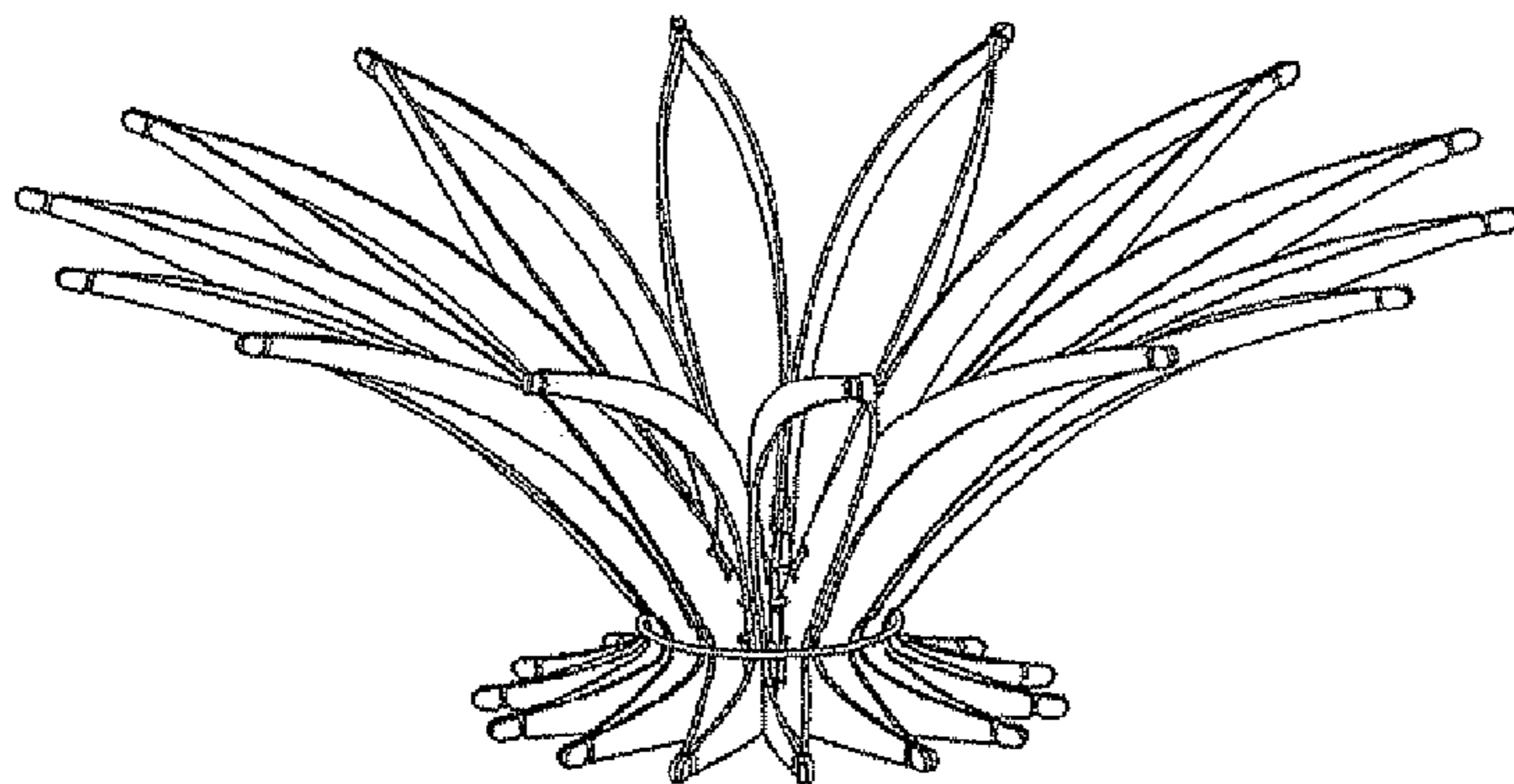
FIG. 5 is a front elevation view of the decorative ornament of  
FIG. 1, showing the ornament in an open position, the right  
side, left side and rear views being identical;

FIG. 6 is a front elevation view of the decorative ornament of  
FIG. 1, showing the ornament in a closed position, the right  
side, left side and rear views being identical;

FIG. 7 is a bottom view of the decorative ornament of FIG. 1,  
showing the ornament in an open position; and,

FIG. 8 is a front elevation view of the decorative ornament of  
FIG. 1, showing the ornament in a closed position.

**1 Claim, 8 Drawing Sheets**



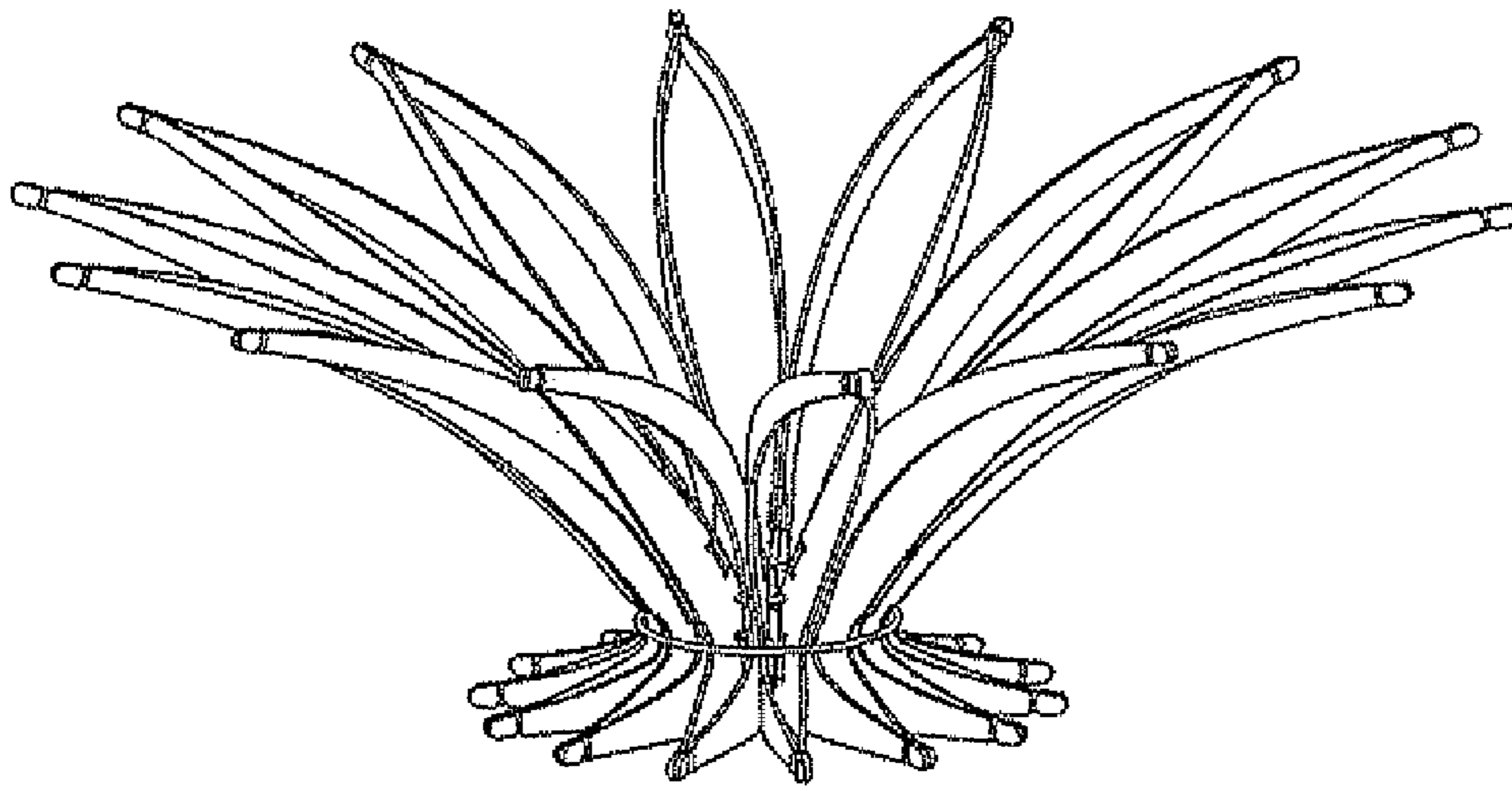


Fig. 1

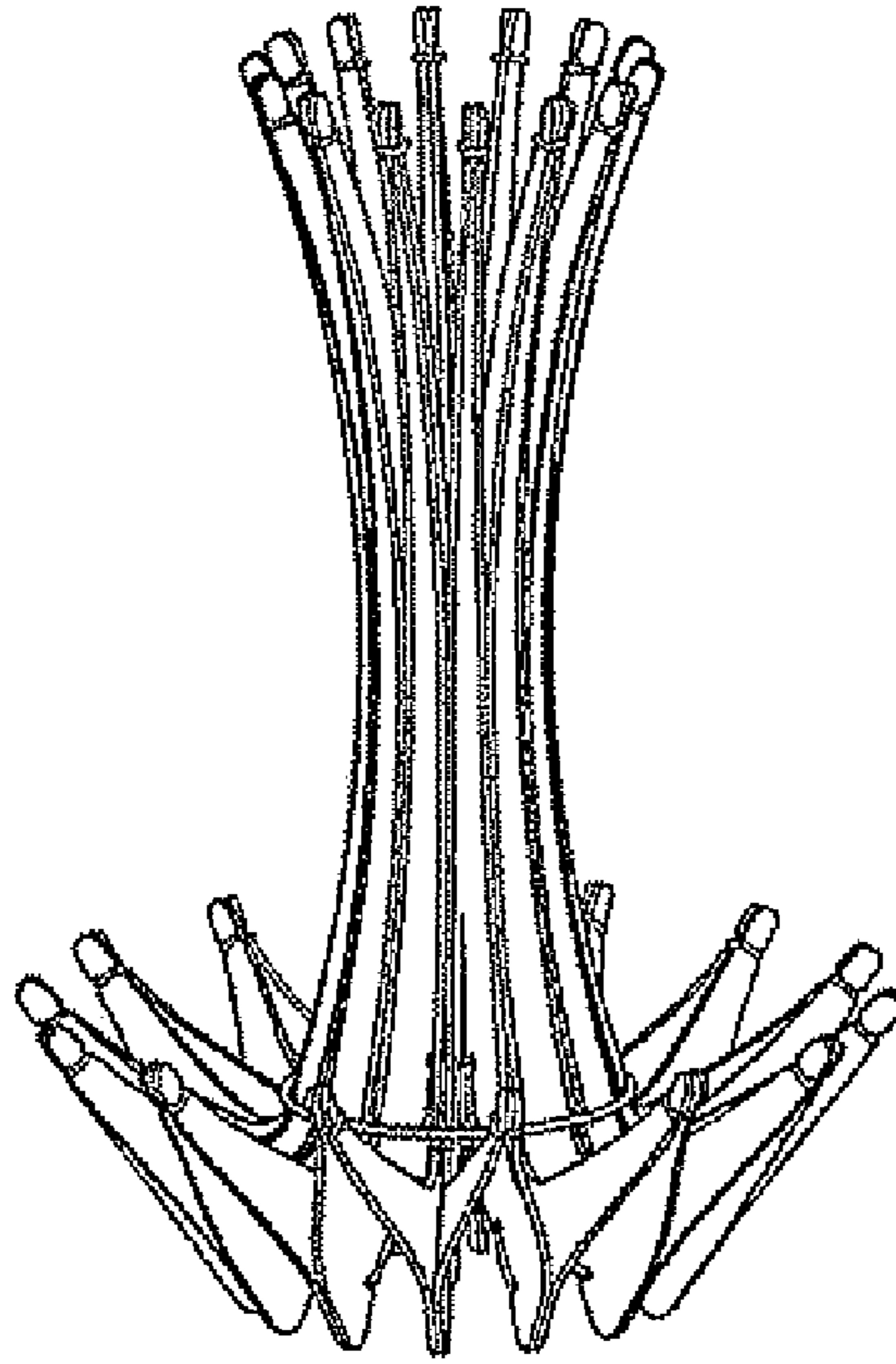


Fig. 2




Fig. 3




Fig. 4

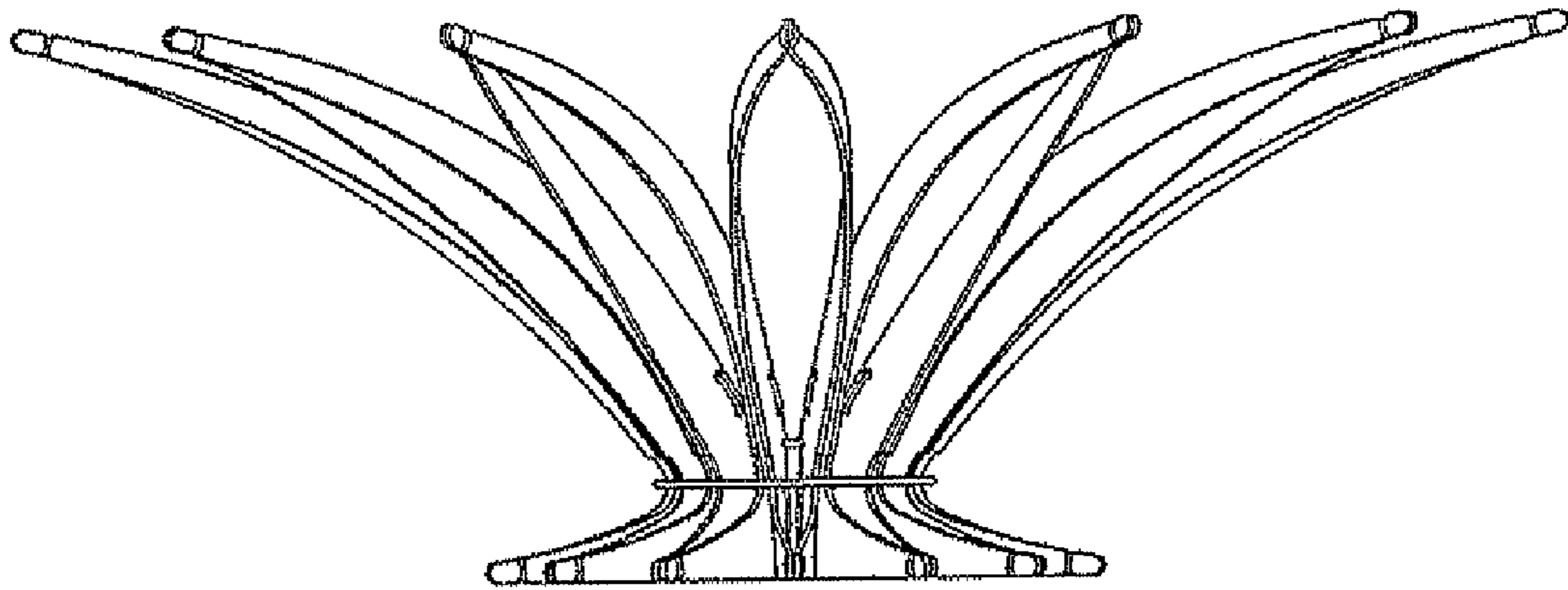


Fig. 5




Fig. 6




Fig. 7



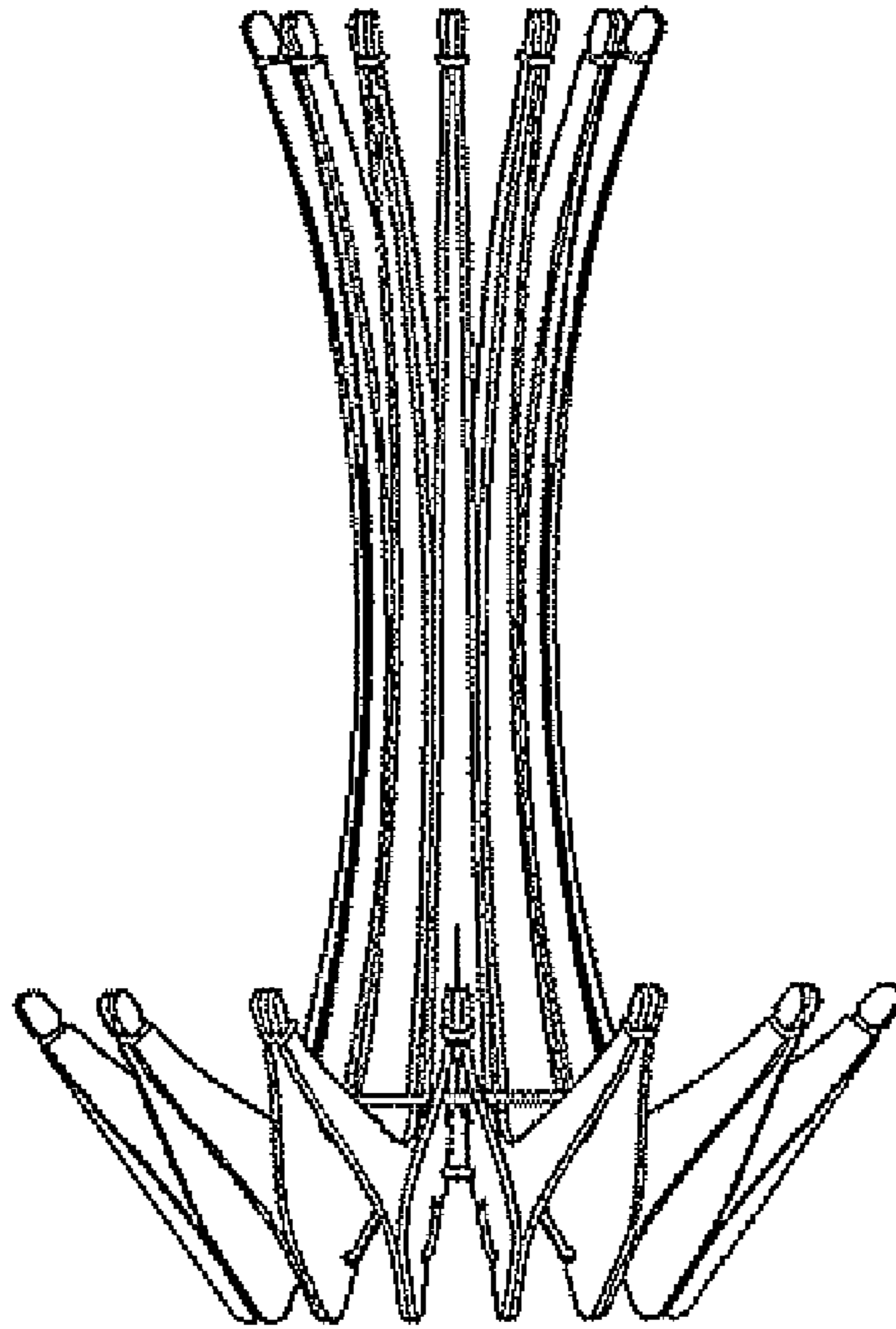


Fig. 8