



US00D576064S

(12) **United States Design Patent**  
**Kesselman**

(10) **Patent No.:** **US D576,064 S**  
(45) **Date of Patent:** **\*\* Sep. 2, 2008**

(54) **COMPACT DISC SCALE WITH OVAL DISPLAY**

*Primary Examiner—Antoine D Davis*

(76) Inventor: **Joshua D. Kesselman**, 1580 Rand Avenue, Vancouver, BC (CA) V6P 3G2

(57) **CLAIM**

The ornamental design for a compact disc scale with oval display, as shown and described.

(\*\*) Term: **14 Years**

(21) Appl. No.: **29/293,521**

**DESCRIPTION**

(22) Filed: **Nov. 30, 2007**

(51) **LOC (8) Cl.** ..... **10-04**

(52) **U.S. Cl.** ..... **D10/91**

(58) **Field of Classification Search** ..... D10/91;  
177/4, 177, 199, 210 R, 238–245, DIG. 3,  
177/262, 210 C, 30, 126–127, 25.12–25.16;  
600/506, 547

See application file for complete search history.

FIG. 1 is a perspective view of my new scale design

FIG. 2 is a top view of my new scale design

FIG. 3. is a bottom view of my new scale design

FIG. 4 is a left side view of my new scale design

FIG. 5 is a right side view of my new scale design

FIG. 6 is a back side view of my new scale design

FIG. 7 is a front side view of my new scale design; and,

FIG. 8 is an open perspective view of my new scale design.

My scale design is characterized by a hinged case similar to a compact disc case with a weighing table in a circular shape with a unique depiction of a stylus head and arm similar to a record player and an oval-shaped LCD display that is framed with two ascending buttons on each side.

(56) **References Cited**

**U.S. PATENT DOCUMENTS**

D531,075 S \* 10/2006 Vantine ..... D10/92


D547,217 S \* 7/2007 Montagnino et al. .... D10/91

D550,109 S \* 9/2007 Kesselman ..... D10/91

D550,573 S \* 9/2007 Vantine et al. .... D10/91

\* cited by examiner

**1 Claim, 4 Drawing Sheets**






FIG. 1




FIG. 2

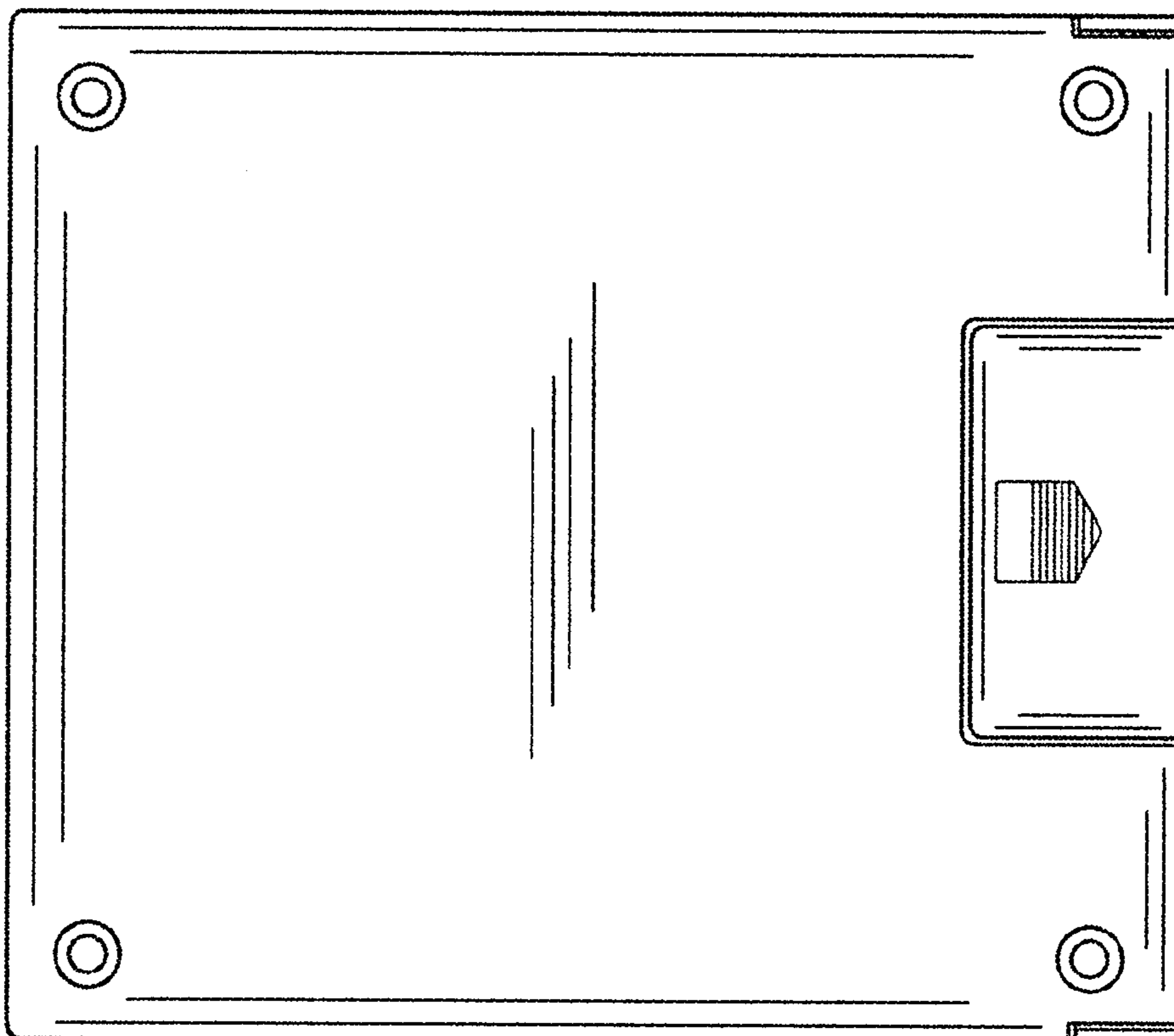


FIG. 3




FIG. 4



FIG. 5



FIG. 6



FIG. 7

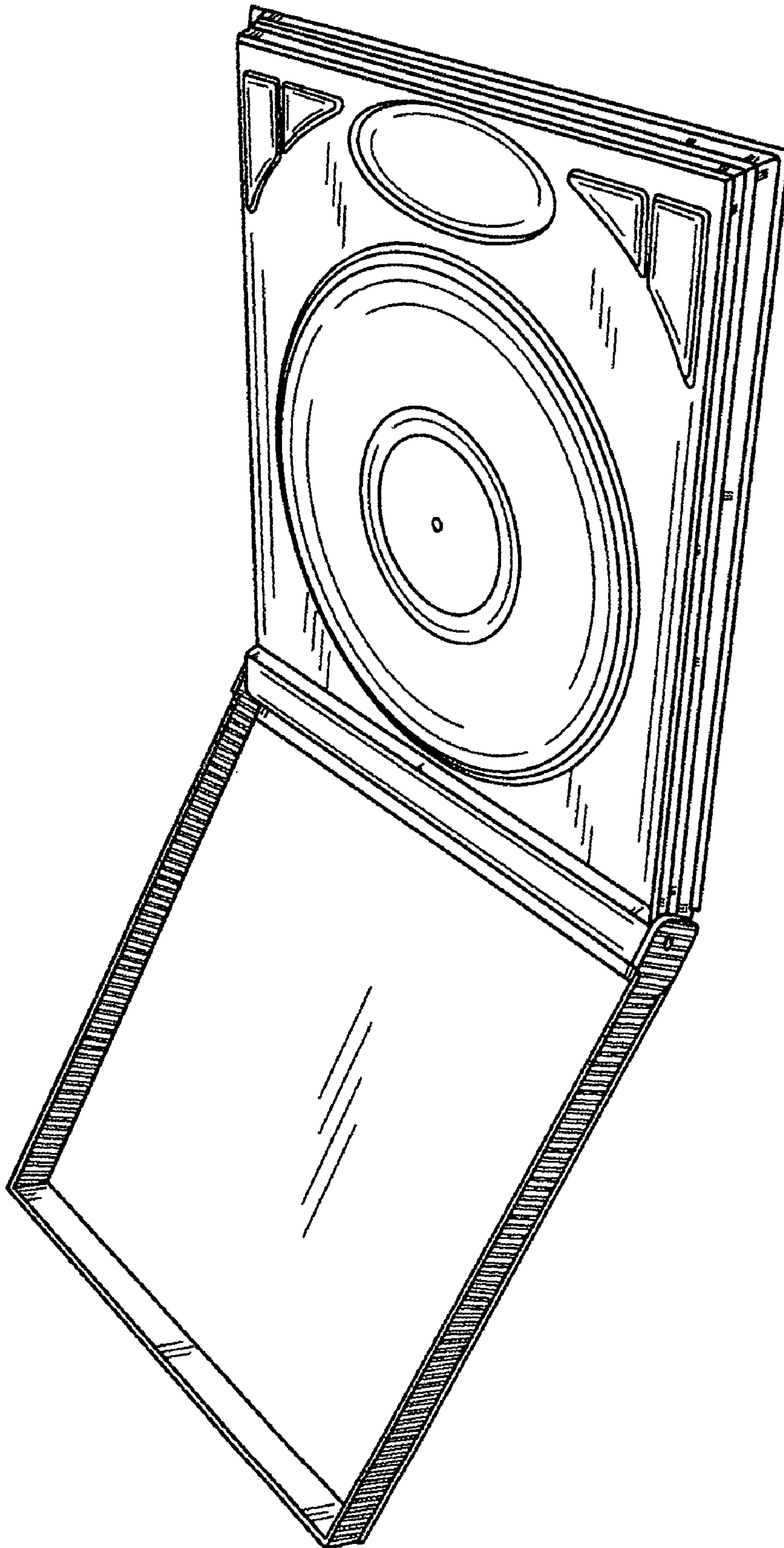


FIG. 8