

US00D576050S

(12) **United States Design Patent**
Darr et al.

(10) **Patent No.:** **US D576,050 S**
(45) **Date of Patent:** **** Sep. 2, 2008**

(54) **PLASTIC CONTAINER**

(75) Inventors: **Richard C. Darr**, Medina, OH (US);
Richard A. Lovelace, Jr., Akron, OH
(US); **Christopher E. Kaminski**, North
Royalton, OH (US); **James F.**
McManus, Canton, MI (US)

(73) Assignee: **Plastipak Packaging, Inc.**, Plymouth,
MI (US)

(**) Term: **14 Years**

(21) Appl. No.: **29/293,168**

(22) Filed: **Nov. 8, 2007**

Related U.S. Application Data

(62) Division of application No. 29/228,997, filed on May
2, 2005, now Pat. No. Des. 560,502.

(51) **LOC (8) Cl.** **09-01**

(52) **U.S. Cl.** **D9/552; D9/553; D9/554;**
D9/556

(58) **Field of Classification Search** **D9/682,**
D9/690-693, 516, 537-541, 549-550, 552,
D9/556-558, 565, 569-570, 574-575; 215/382-384,
215/396, 398, 375

See application file for complete search history.

(56) **References Cited**

U.S. PATENT DOCUMENTS

D85,486 S * 11/1931 McPhee D9/640
D216,615 S * 2/1970 Lawton D9/681
D291,865 S * 9/1987 Carville D9/553 X
D414,112 S * 9/1999 Waggaman et al. D9/538 X
D480,650 S * 10/2003 Moore et al. D9/540
6,857,531 B2 * 2/2005 Slat et al. 215/382
D504,321 S * 4/2005 Slat et al. D9/550

D506,139 S * 6/2005 Zboch et al. D9/539
D506,923 S * 7/2005 Zboch et al. D9/538
D509,143 S * 9/2005 Slat et al. D9/538
D510,027 S * 9/2005 Zboch et al. D9/516
D510,031 S * 9/2005 Slat et al. D9/553
D514,947 S * 2/2006 Darr et al. D9/550
D517,417 S * 3/2006 Livingston et al. D9/552
D522,874 S * 6/2006 Livingston et al. D9/552
D525,139 S * 7/2006 Livingston et al. D9/538
D527,267 S * 8/2006 Zboch et al. D9/516
7,243,808 B2 * 7/2007 Livingston et al. 215/381
2001/0027978 A1 * 10/2001 Finlay et al. 220/669

* cited by examiner

Primary Examiner—Carol Rademaker

(74) *Attorney, Agent, or Firm*—Dykema Gossett PLLC

(57) **CLAIM**

The ornamental design for a plastic container, as shown and
described.

DESCRIPTION

FIG. 1 is a top, front, and right side perspective view of the
plastic container;

FIG. 2 is a left side elevational view thereof;

FIG. 3 is a bottom plan view thereof, with the central portion
shown as unclaimed environment;

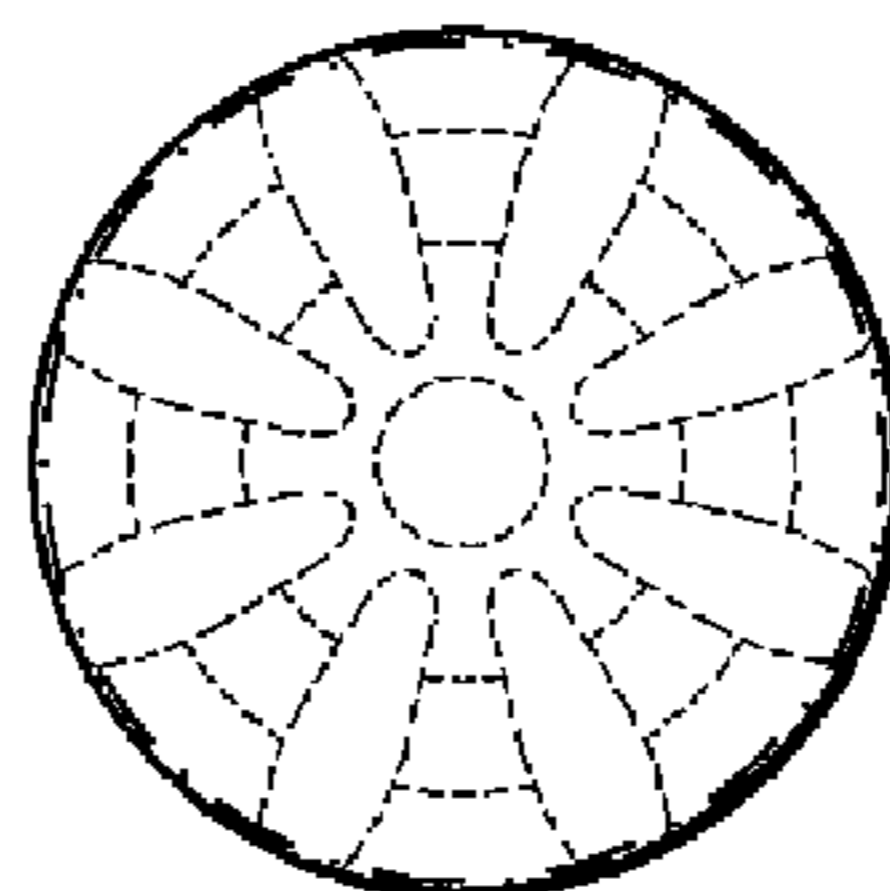
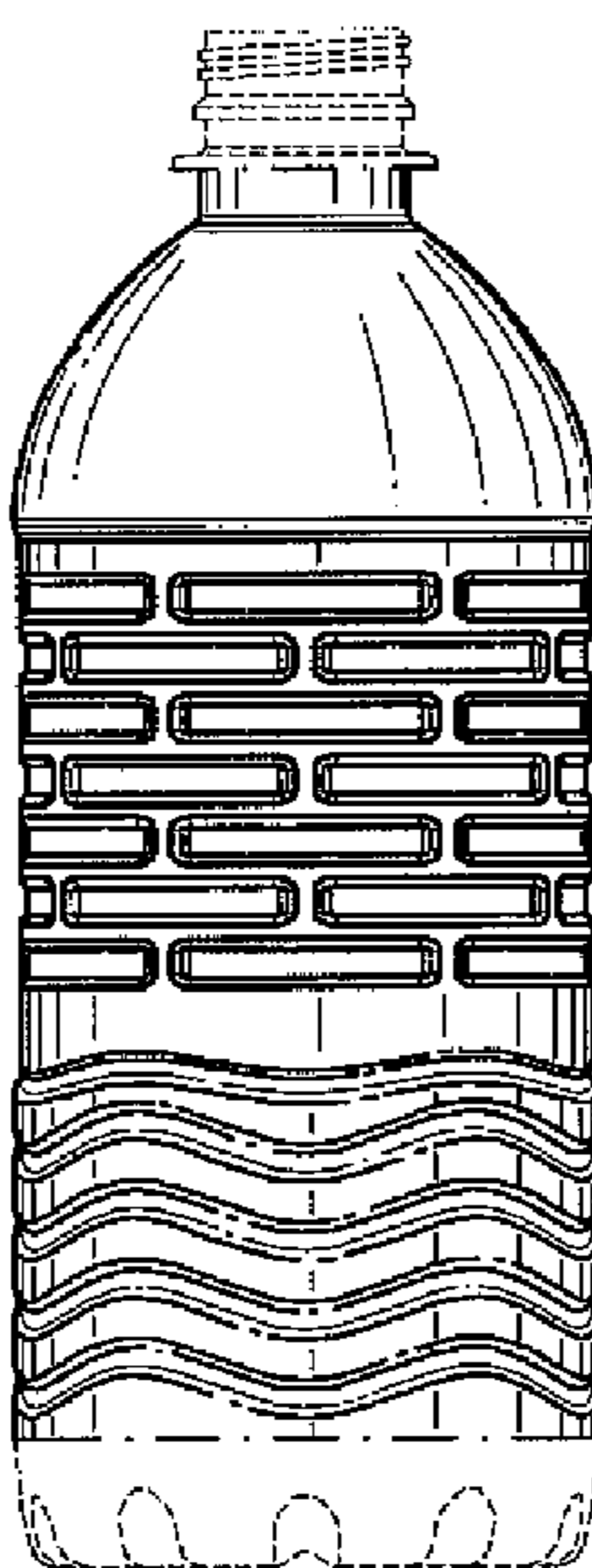
FIG. 4 is a bottom plan view thereof, with the central portion
shown in an alternate unclaimed environment; and,

FIG. 5 is a top plan view thereof.

The dash-dash-dash broken lines shown in the drawings are
for environmental purposes only and form no part of the
claimed design.

The dot-dash-dot-dash broken lines shown in the drawings
define the boundaries of the claimed design.

1 Claim, 1 Drawing Sheet



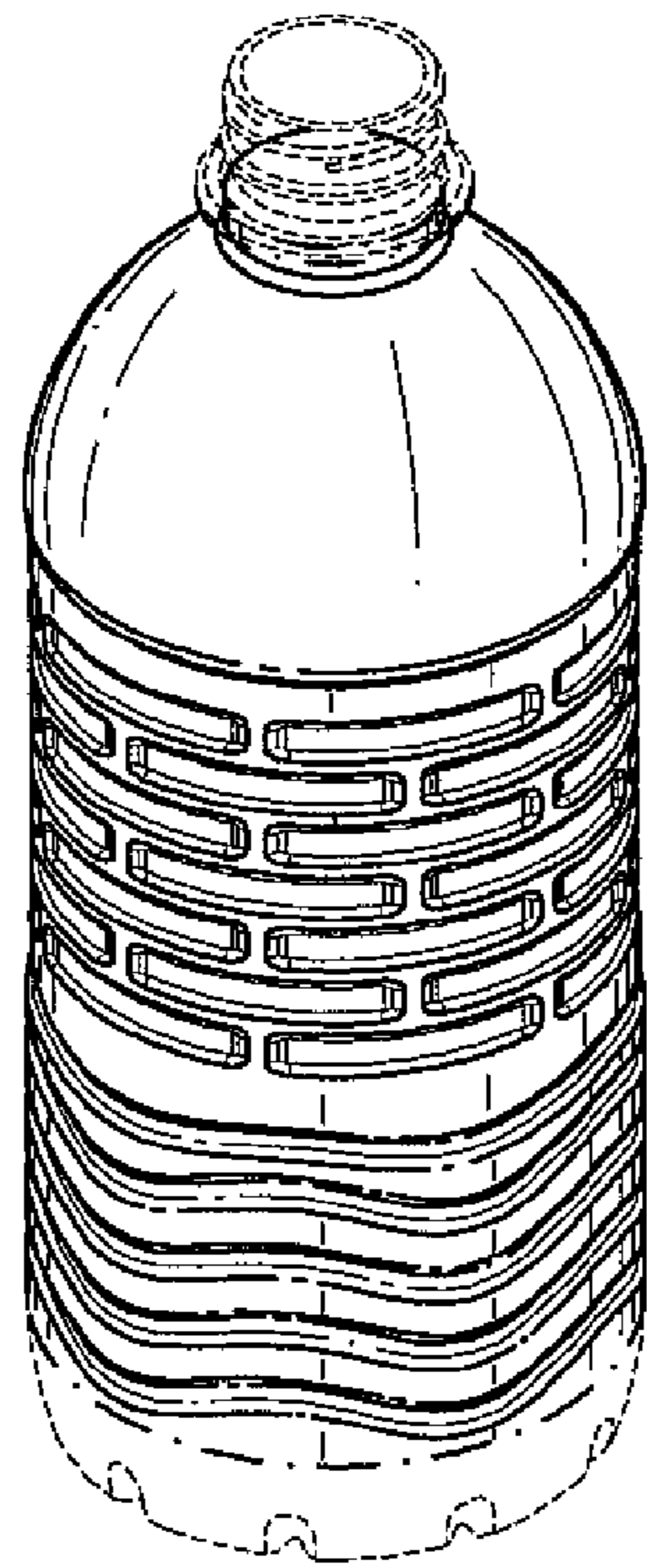


FIG. 1

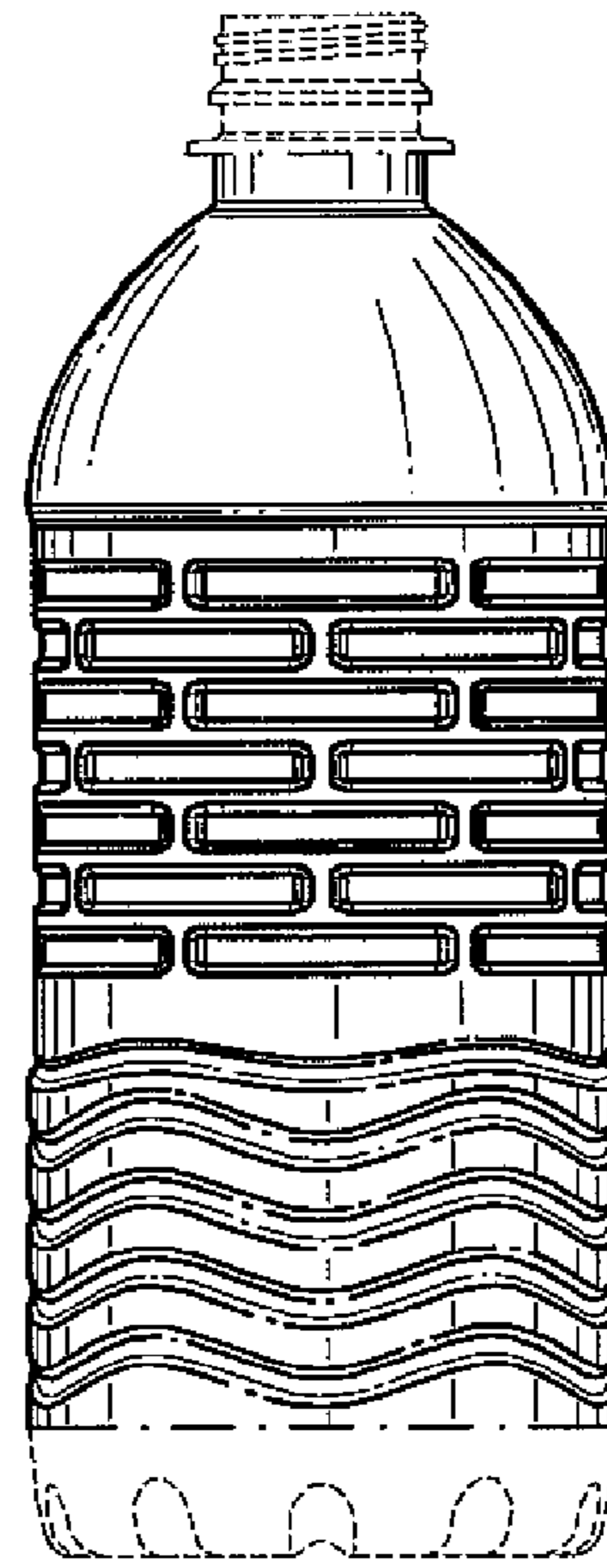


FIG. 2

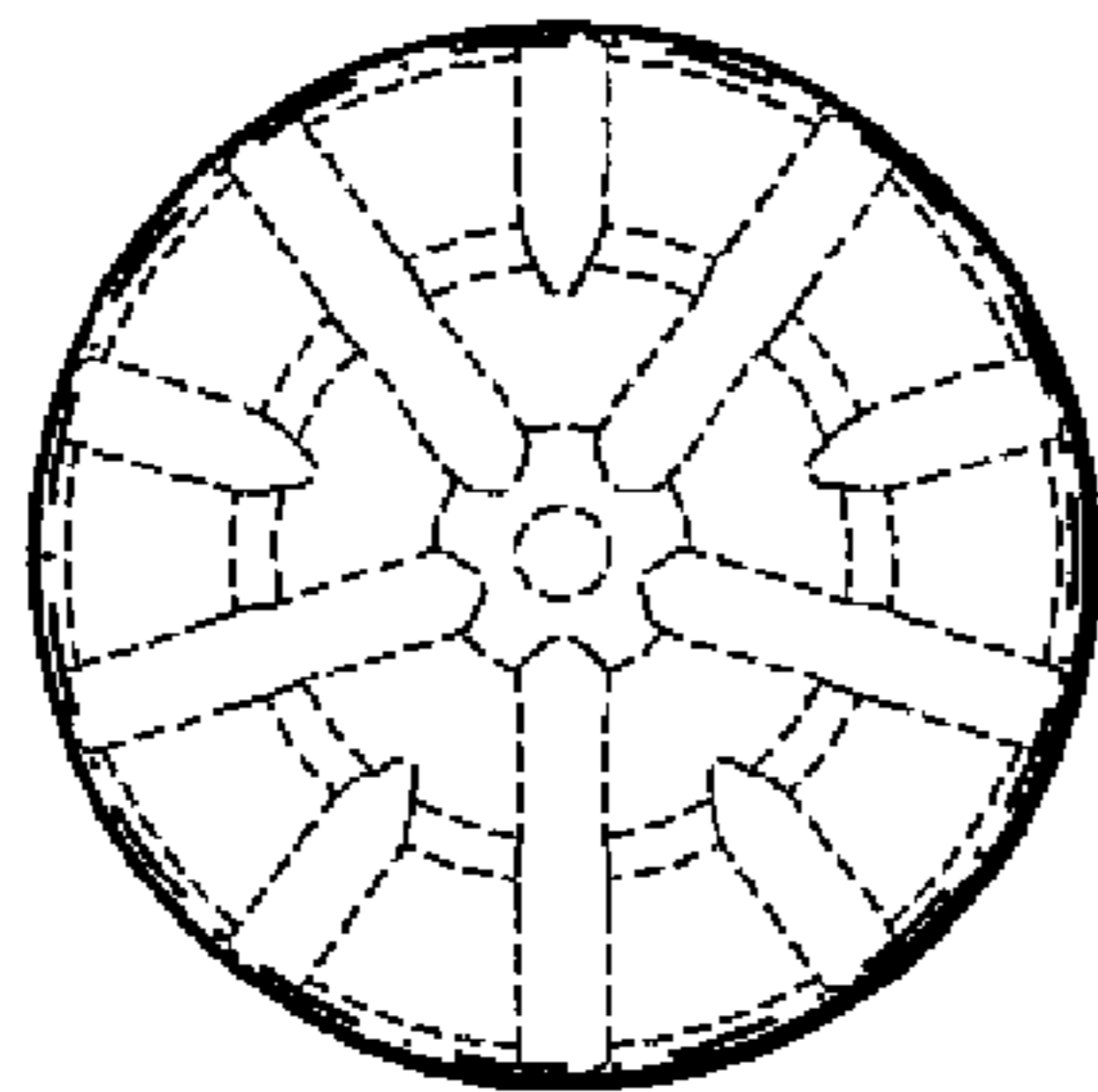


FIG. 3

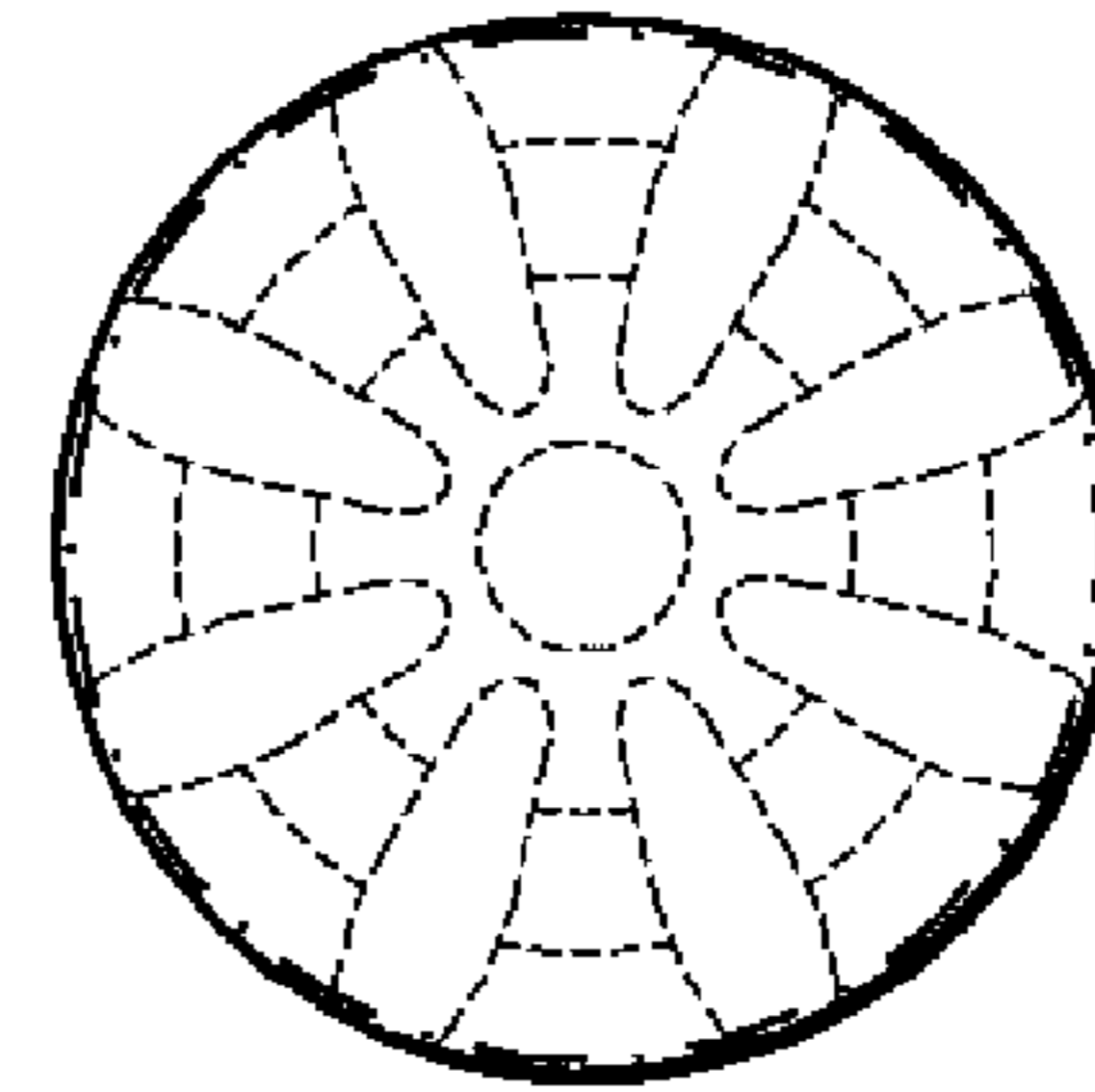


FIG. 4

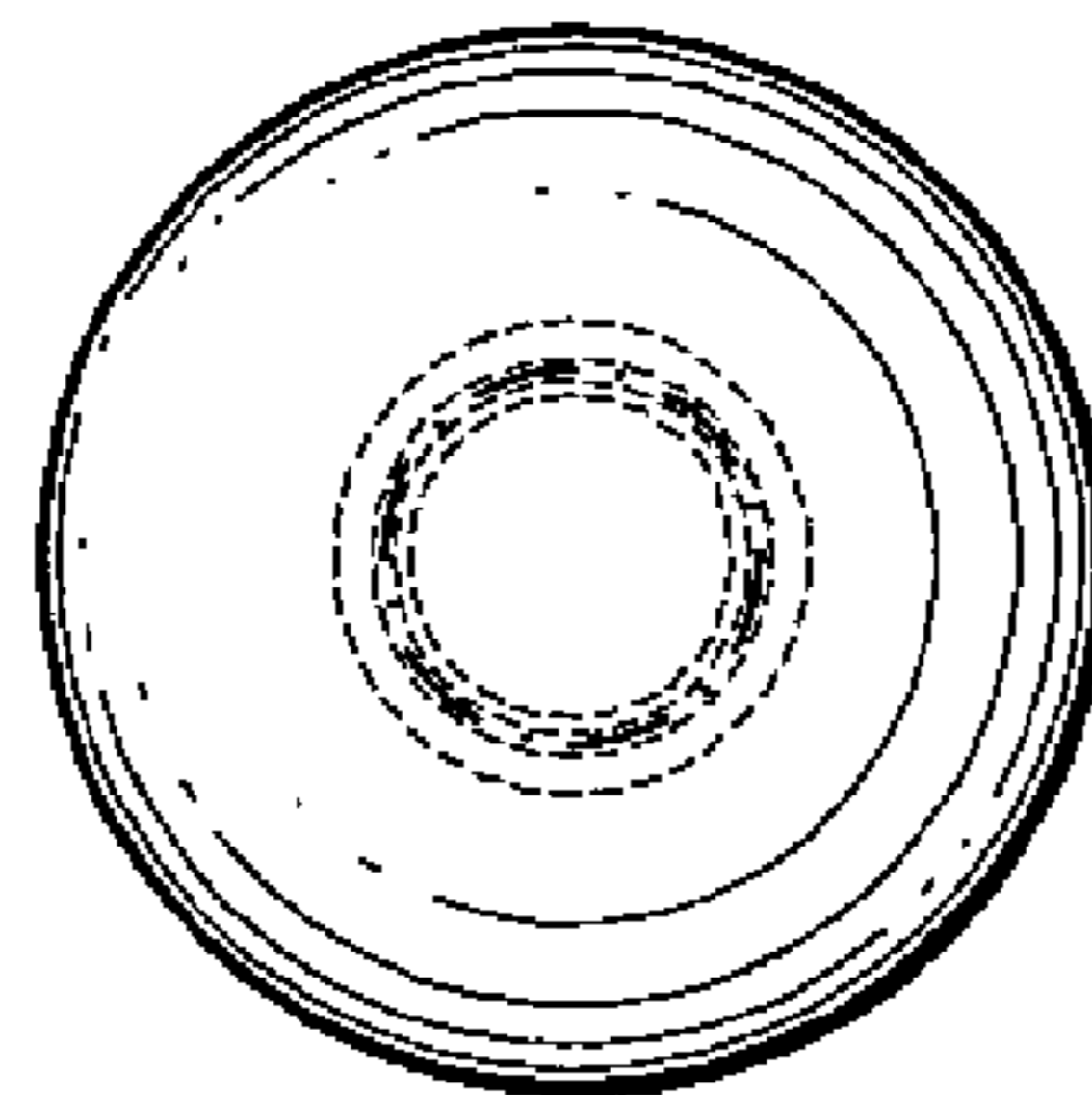


FIG. 5