



US00D576047S

(12) **United States Design Patent**  
**Reihle**

(10) **Patent No.:** **US D576,047 S**  
(45) **Date of Patent:** **\*\* Sep. 2, 2008**

(54) **CONTAINER**

(75) Inventor: **Lothar Reihle**, Vionnaz (CH)

(73) Assignee: **AISAPACK Holding S.A.**, Vouvry (CH)

(\*\*) Term: **14 Years**

(21) Appl. No.: **29/274,833**

(22) Filed: **May 30, 2007**

(30) **Foreign Application Priority Data**

May 22, 2007 (CH) ..... 133717

(51) **LOC (8) Cl.** ..... **09-01**

(52) **U.S. Cl.** ..... **D9/545; D9/544**

(58) **Field of Classification Search** ..... D9/516,  
D9/529, 544, 545, 546, 522, 549, 551, 552,  
D9/556, 557, 562, 558, 559, 564, 569, 570,  
D9/572, 573, 574, 772, 774, 537, 538, 539,  
D9/542; 215/381-385, 396, 398

See application file for complete search history.

(56) **References Cited**

**U.S. PATENT DOCUMENTS**

D40,081 S \* 6/1909 Mawer ..... D9/544  
D223,899 S \* 6/1972 Zundel ..... D9/503  
D276,889 S \* 12/1984 Biesecker ..... D9/500  
D335,451 S \* 5/1993 Schmidt ..... D9/502  
D351,341 S \* 10/1994 Hung ..... D9/719  
D353,543 S \* 12/1994 Matsumoto ..... D9/552  
D392,191 S \* 3/1998 Nash et al. .... D9/520  
D415,685 S \* 10/1999 Braun ..... D9/503

D475,929 S \* 6/2003 Bakic ..... D9/574  
D491,066 S \* 6/2004 Le Goff ..... D9/500  
D497,809 S \* 11/2004 Fenton et al. .... D9/500  
D522,367 S \* 6/2006 Bakic ..... D9/504  
D526,570 S \* 8/2006 Bakic ..... D9/574  
D527,263 S \* 8/2006 Scott ..... D9/500  
D539,161 S \* 3/2007 Cornet et al. .... D9/558  
D554,519 S \* 11/2007 Varlet ..... D9/558

\* cited by examiner

*Primary Examiner*—Stella M. Reid

*Assistant Examiner*—Elizabeth J Oswecki

(74) *Attorney, Agent, or Firm*—Nixon & Vanderhye P.C.

(57) **CLAIM**

The ornamental design for a container, as shown and described.

**DESCRIPTION**

FIG. 1 is a bottom plan view of a container showing my new design;

FIG. 2 is a left elevational view thereof;

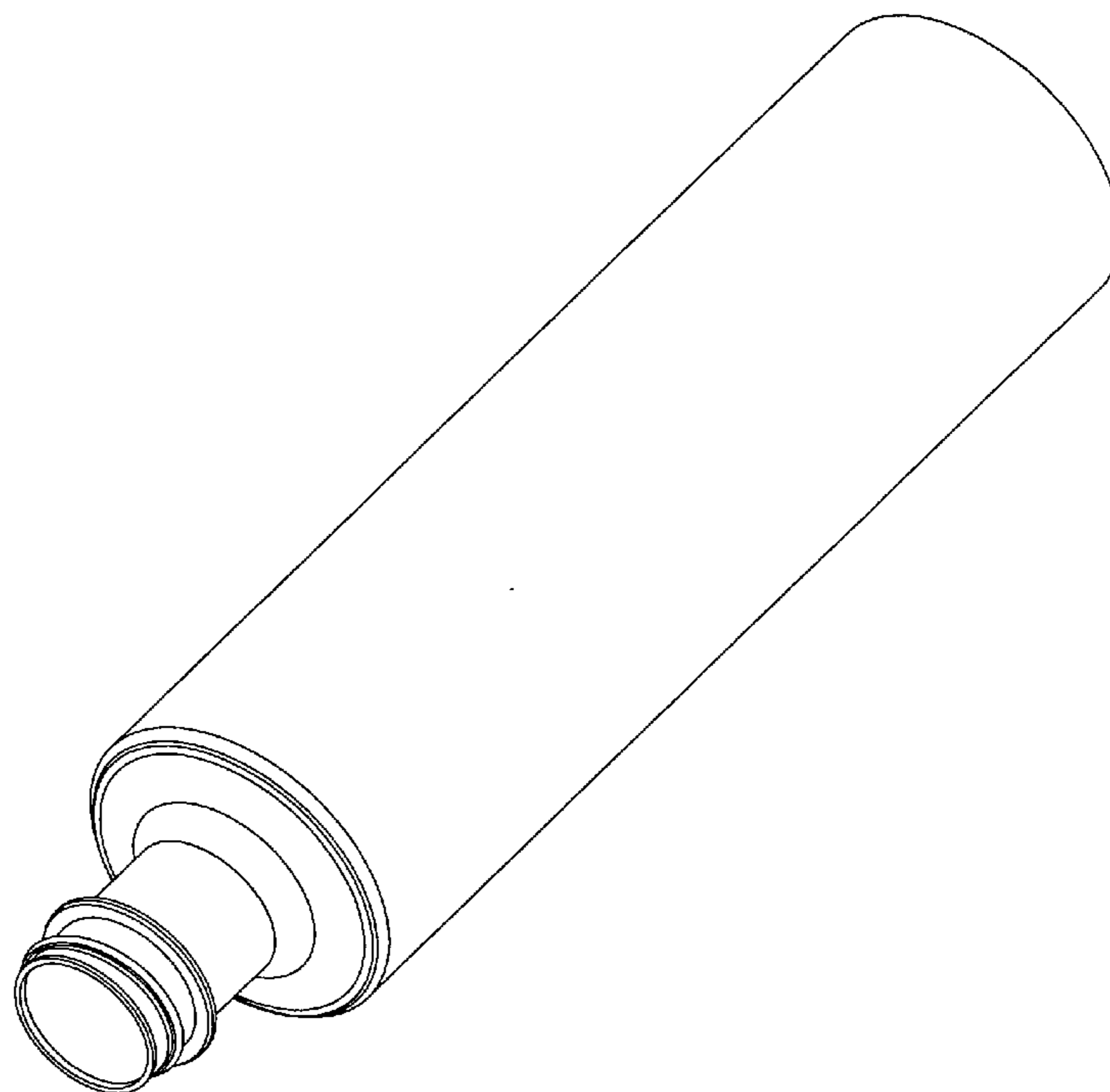
FIG. 3 is a front elevational view, the back elevational view being identical except for the continuous threading at the top of the container, which extends in continuous fashion as shown in the right, left and perspective views;

FIG. 4 is a right elevational view thereof;

FIG. 5 is a top plan view thereof; and,

FIG. 6 is a top, right perspective view thereof.

**1 Claim, 3 Drawing Sheets**






Figure 2




Figure 3




Figure 1




Figure 4

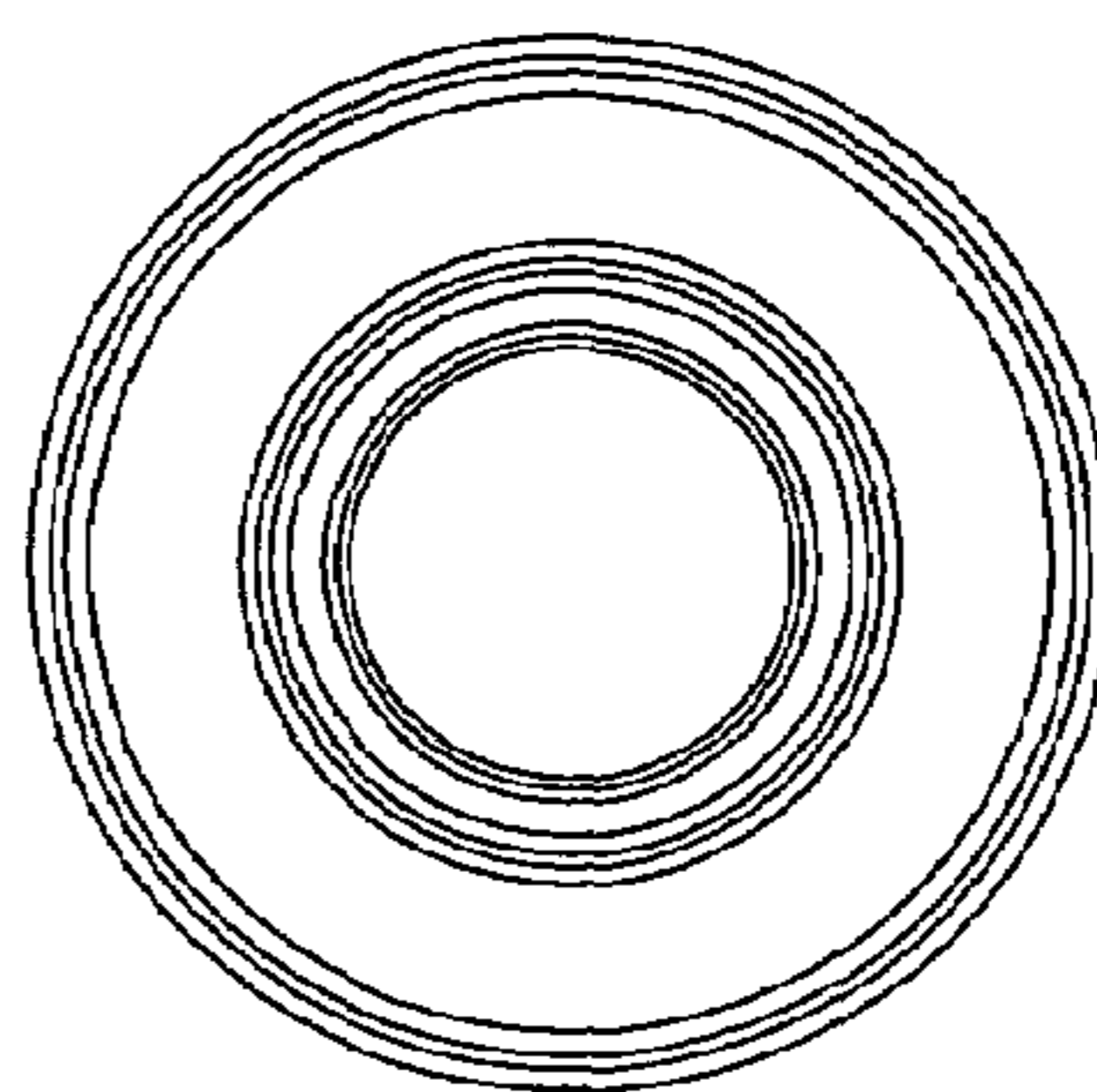


Figure 5

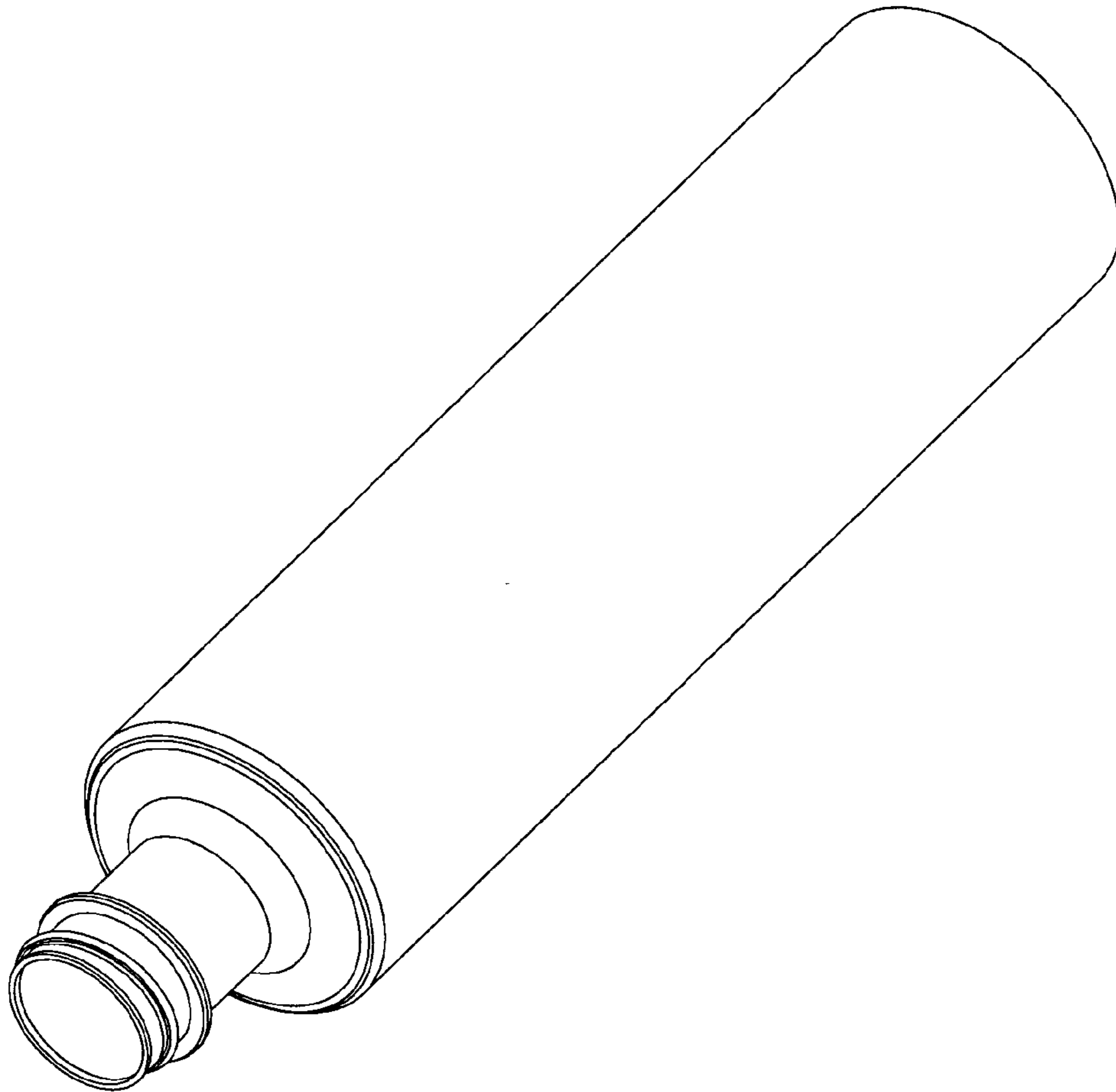


Figure 6