



US00D576031S

(12) **United States Design Patent**  
**Bone et al.**

(10) **Patent No.:** **US D576,031 S**  
(45) **Date of Patent:** **\*\* Sep. 2, 2008**

(54) **CONTAINER**

(75) Inventors: **Lawrence A. Bone**, Dingmans Ferry, PA (US); **Pete Kahn**, Andover, NJ (US); **Carmine Bucalo**, Allentown, PA (US)

(73) Assignee: **Mars, Incorporated**, McLean, VA (US)

(\*\*) Term: **14 Years**

(21) Appl. No.: **29/290,496**

(22) Filed: **Dec. 11, 2007**

(51) **LOC (8) Cl.** ..... **09-03**

(52) **U.S. Cl.** ..... **D9/418; D9/430**

(58) **Field of Classification Search** ..... D9/414-416, D9/418, 420, 424-432, 433, 443, 527-530, D9/704, 730-734; D7/354, 360, 505, 540-545, D7/554, 565-567, 570, 574, 584-586, 604, D7/629, 667; D30/123, 129-133; 426/115, 426/122, 394; 206/162, 170, 216, 469, 471, 206/497, 508, 536, 557, 804, 815; 220/4.21-4.22, 220/266, 350, 470, 471, 495.01, 557, 574, 220/618, 793; 229/117.14, 117.18, 123.1, 229/125.35, 220, 406, 362.4; D3/203.2, D3/304, 314, 294, 323; 221/250, 260, 267, 221/281, 299, 807

See application file for complete search history.

(56) **References Cited**

**U.S. PATENT DOCUMENTS**

D202,920 S \* 11/1965 Muesing ..... D6/518  
D238,469 S \* 1/1976 Lanius ..... D6/518

D245,398 S \* 8/1977 Grodin ..... D9/529  
D411,102 S \* 6/1999 Planchard ..... D9/415  
D460,355 S \* 7/2002 Lenz et al. .... D9/431  
D461,404 S \* 8/2002 Steiger ..... D9/430  
D536,964 S \* 2/2007 Smith et al. .... D9/430  
D543,851 S \* 6/2007 Franic ..... D9/522  
D548,591 S \* 8/2007 Learn et al. .... D9/432  
D549,096 S \* 8/2007 Ayats et al. .... D9/430  
D558,047 S \* 12/2007 Pinkstone ..... D9/430  
D561,581 S \* 2/2008 Croft et al. .... D9/418

\* cited by examiner

*Primary Examiner*—Robert M. Spear  
*Assistant Examiner*—Susan E Krakower  
(74) *Attorney, Agent, or Firm*—Arent Fox LLP

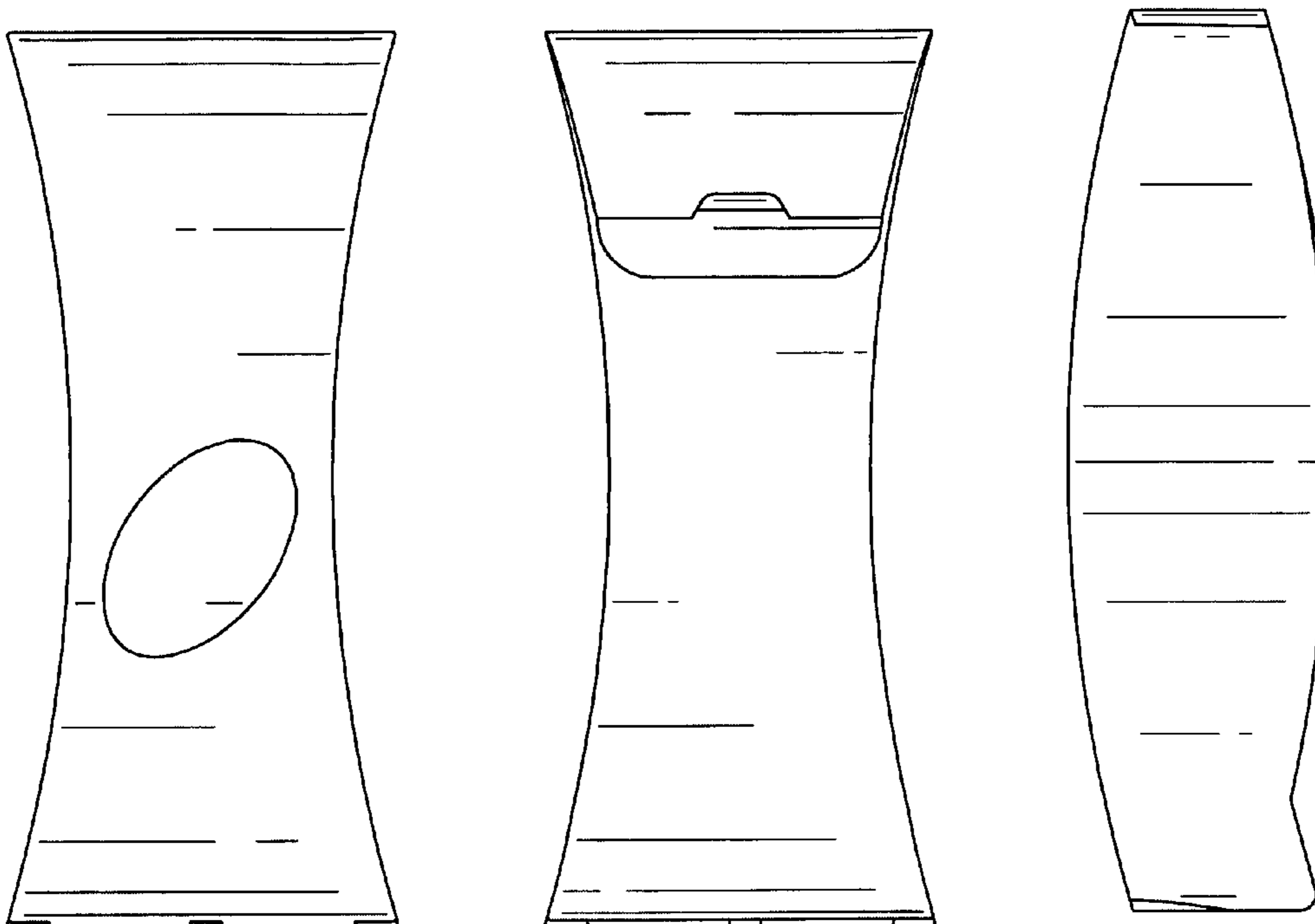
(57) **CLAIM**

The ornamental design for a container, as shown and described.

**DESCRIPTION**

FIG. 1: is a front perspective view of a container showing our new design;  
FIG. 2: is a back perspective view of the container of FIG. 1;  
FIG. 3: is a front view of the design shown in FIG. 1;  
FIG. 4: is a back view of the design shown in FIG. 1;  
FIG. 5 is a right side view of the design shown in FIG. 1, wherein the left side view is a mirror image thereof;  
FIG. 6 is a top view of the design shown in FIG. 1; and,  
FIG. 7 is a bottom view of the design shown in FIG. 1.

**1 Claim, 3 Drawing Sheets**



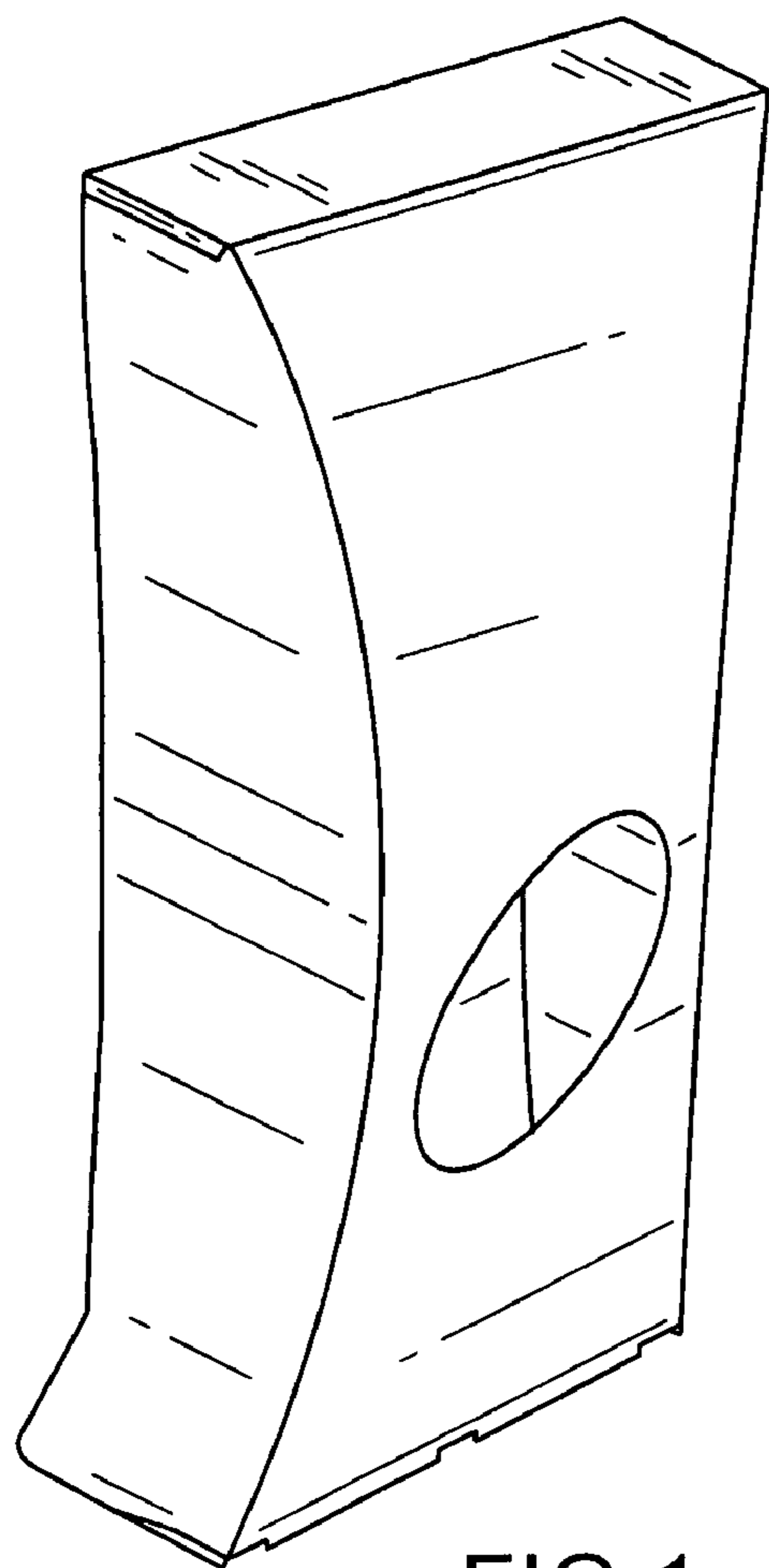


FIG. 1

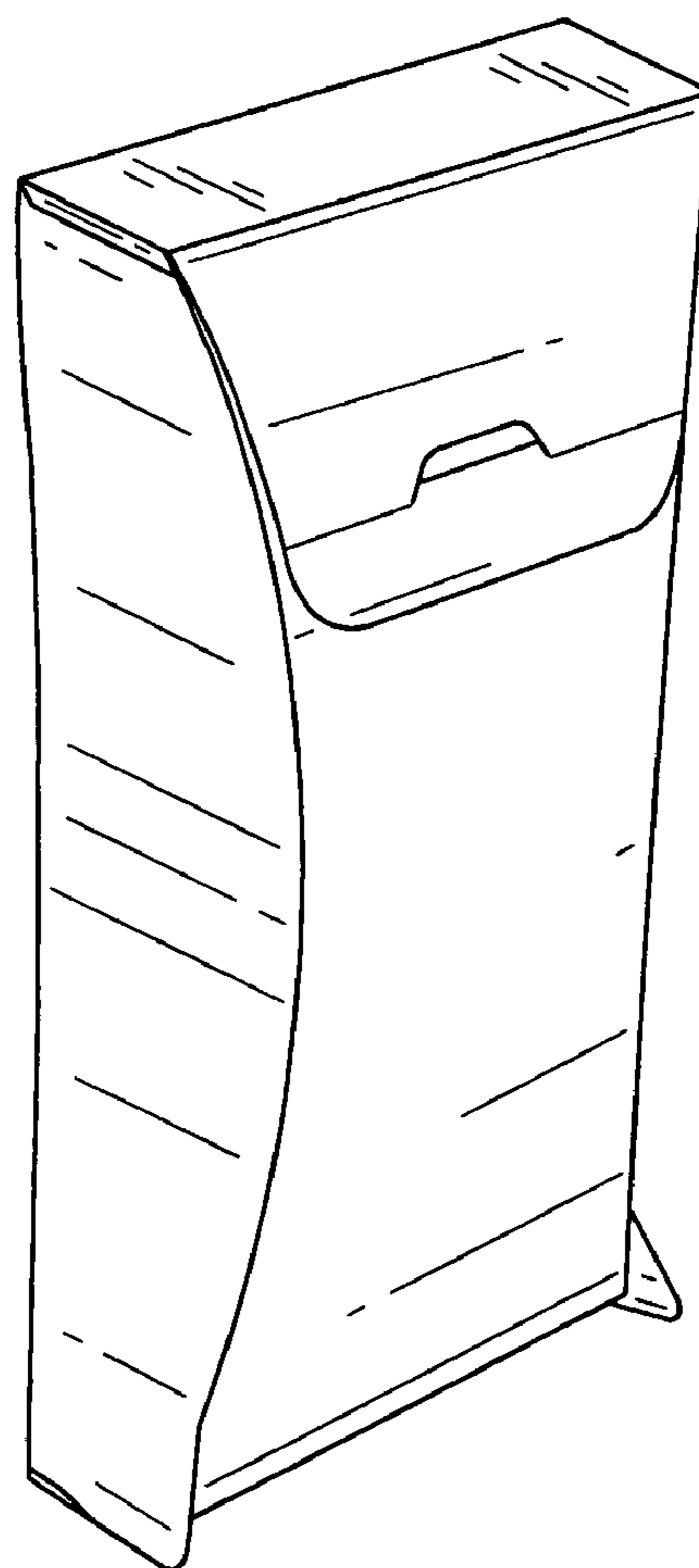


FIG. 2

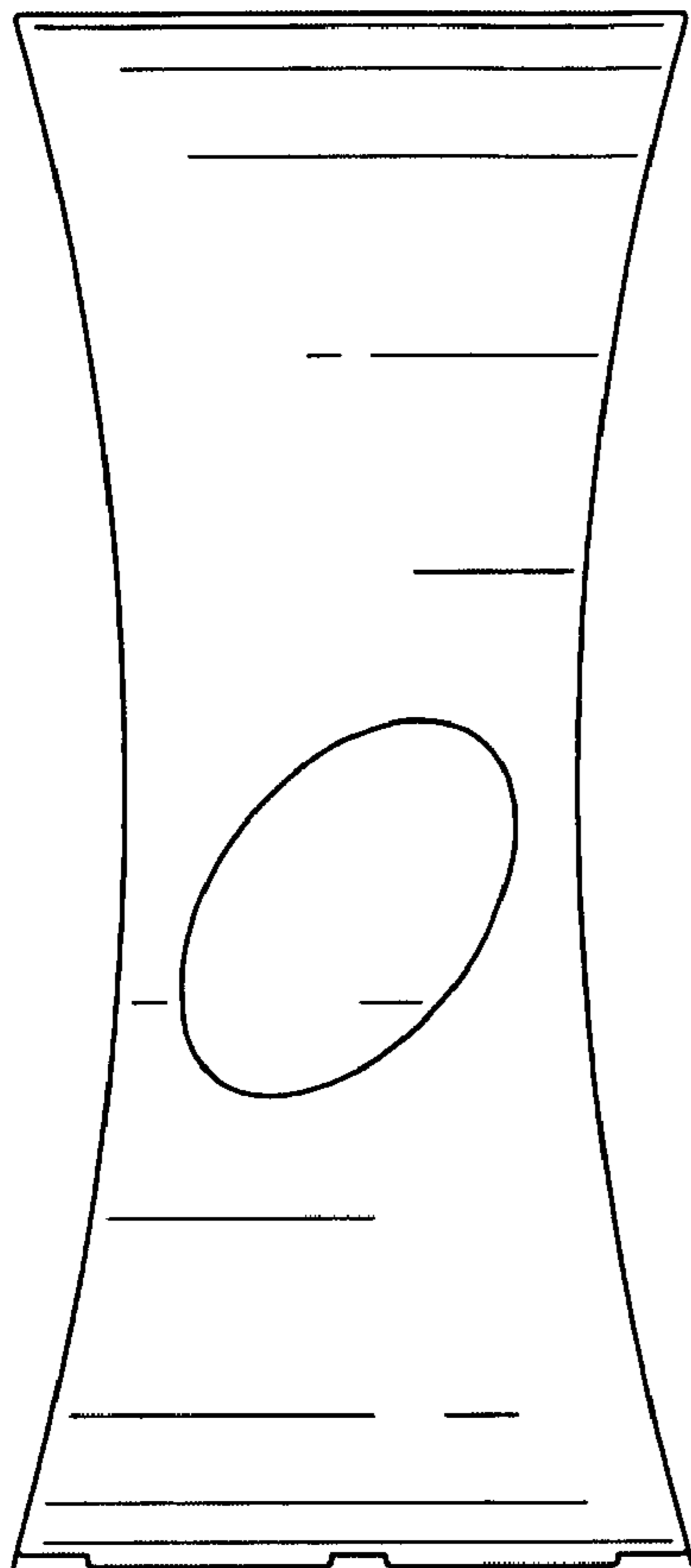


FIG. 3

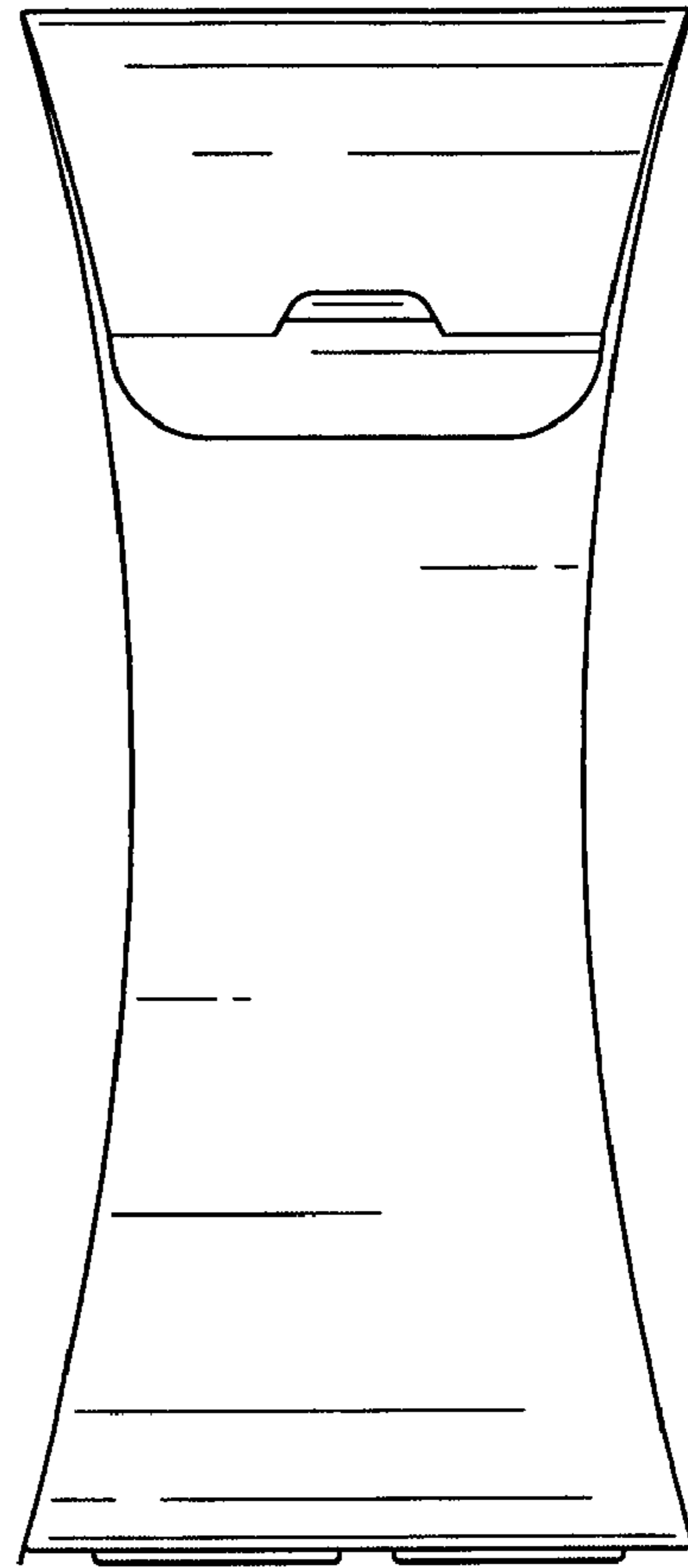


FIG. 4

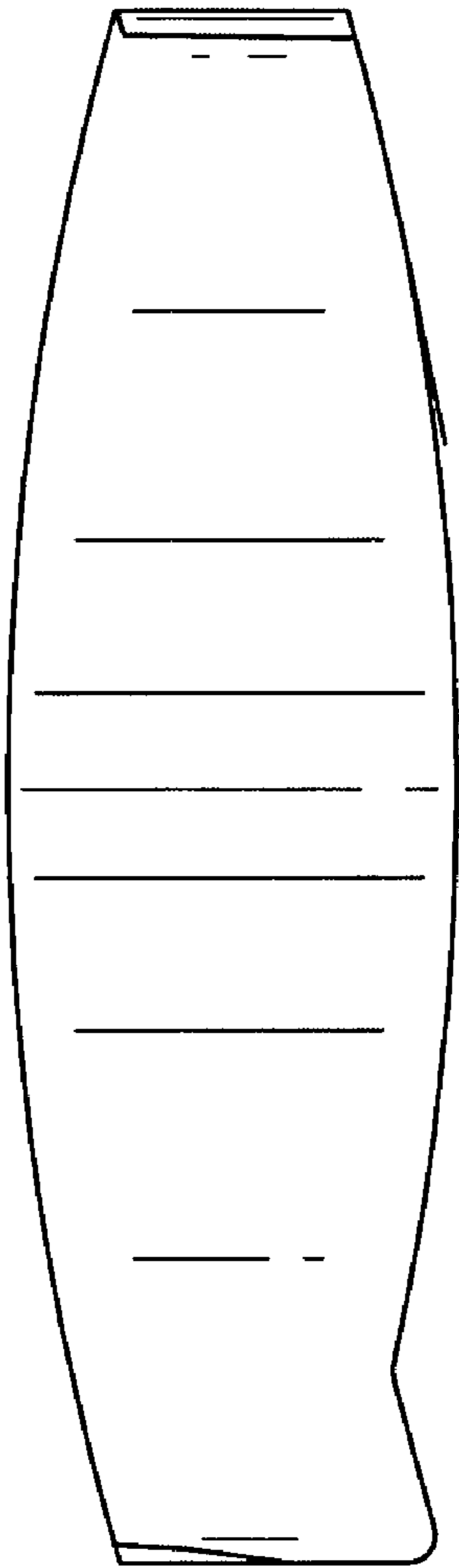


FIG. 5




FIG. 6




FIG. 7