



US00D576022S

(12) **United States Design Patent**
Goldstein

(10) **Patent No.:** **US D576,022 S**
(45) **Date of Patent:** **** Sep. 2, 2008**

(54) **BAY WINDOW CURTAIN SUPPORT**

(75) Inventor: **Allan Goldstein**, Old Tappan, NJ (US)

(73) Assignee: **Source Global Enterprises, Inc.**, Bronx, NY (US)

(**) Term: **14 Years**

(21) Appl. No.: **29/278,469**

(22) Filed: **Mar. 30, 2007**

(51) **LOC (8) Cl.** **08-05**

(52) **U.S. Cl.** **D8/376**

(58) **Field of Classification Search** D8/363,
D8/373, 376, 377; 248/263, 327; 211/105.1;
16/94 D; 228/170; 4/449, 476, 558; 52/34,
52/36.5, 238.1, 239, 243.1; D6/575, 576,
D6/577, 578, 579, 580, 581; D12/220; D13/155
See application file for complete search history.

(56) **References Cited**

U.S. PATENT DOCUMENTS

317,339	A	*	5/1885	Gould	248/263
2,295,506	A	*	9/1942	Toelle	248/263
2,650,714	A	*	9/1953	Brose et al.	211/105.1
3,156,977	A	*	11/1964	Logan	228/170
4,694,532	A	*	9/1987	Black	16/94 D
D397,928	S	*	9/1998	Wise	D8/376
D432,004	S	*	10/2000	Lopez	D8/376

D534,062	S	*	12/2006	van den Bosch	D8/376
D544,786	S	*	6/2007	Barrese	D8/376
D562,118	S	*	2/2008	Bell et al.	D8/376

* cited by examiner

Primary Examiner—T. Chase Nelson

Assistant Examiner—Barbara B Lohr

(74) *Attorney, Agent, or Firm*—Levine & Mandelbaum

(57) **CLAIM**

The ornamental design for a bay window curtain support, as shown and described.

DESCRIPTION

FIG. 1 is a perspective environmental view from the front and top of a bay window curtain support showing my new design.

FIG. 2 is front elevation view thereof.

FIG. 3 is rear elevation view thereof.

FIG. 4 is left side elevation view thereof.

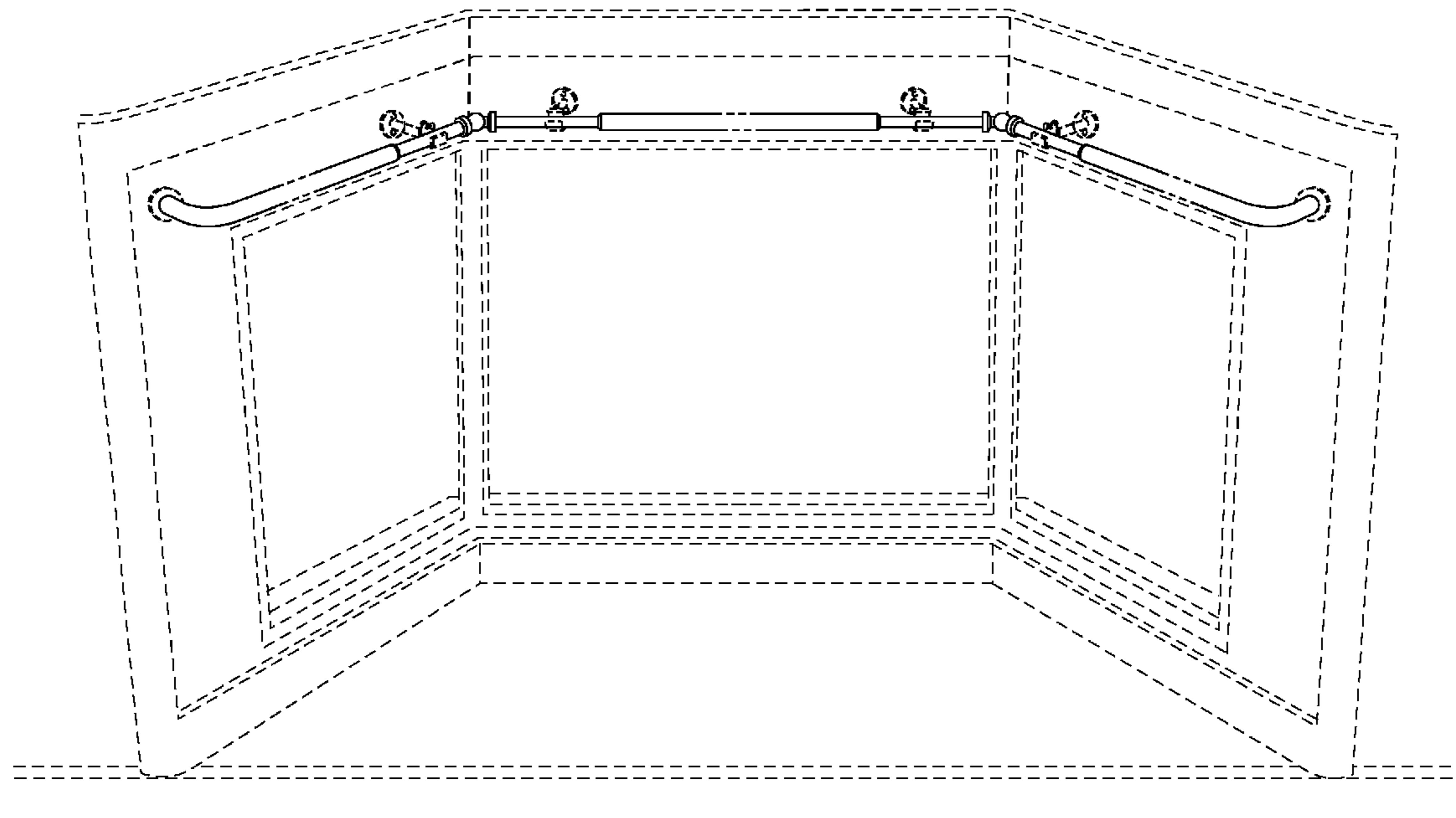
FIG. 5 is right side elevation view thereof.

FIG. 6 is top plan view thereof; and,

FIG. 7 is bottom plan view thereof.

The broken line showing of a bay window and portions of the design and support structure is included for the purpose of illustrating environmental structure and forms no part of the claimed design.

1 Claim, 6 Drawing Sheets



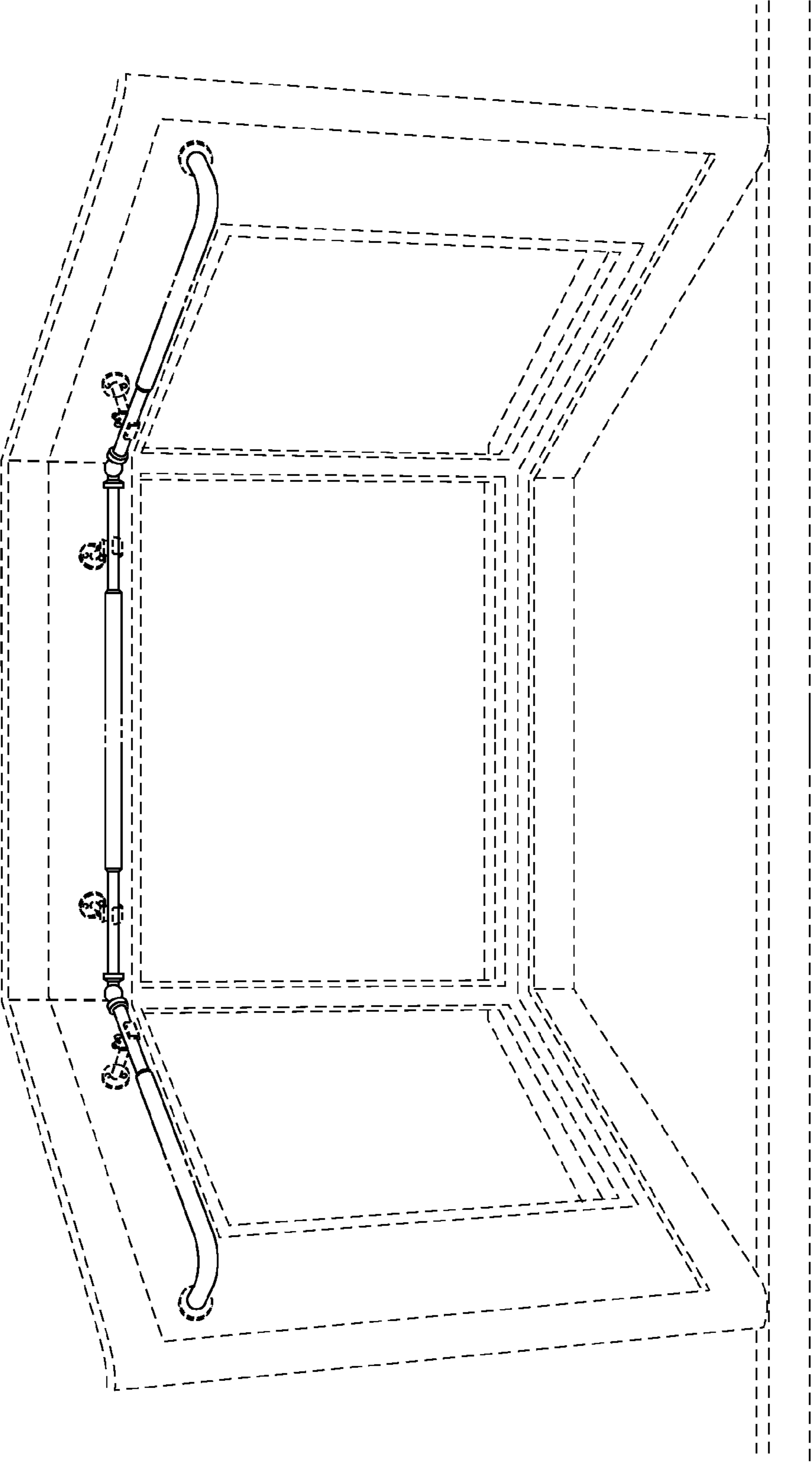


FIG. 1

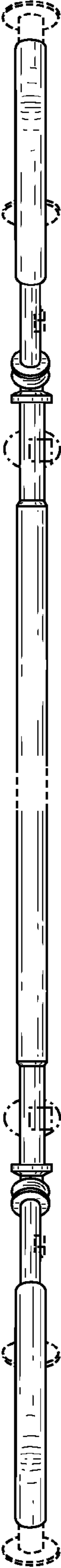


FIG. 2

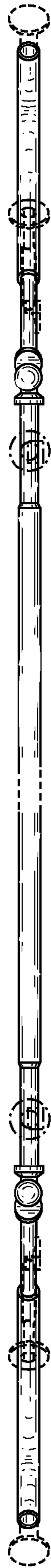


FIG. 3

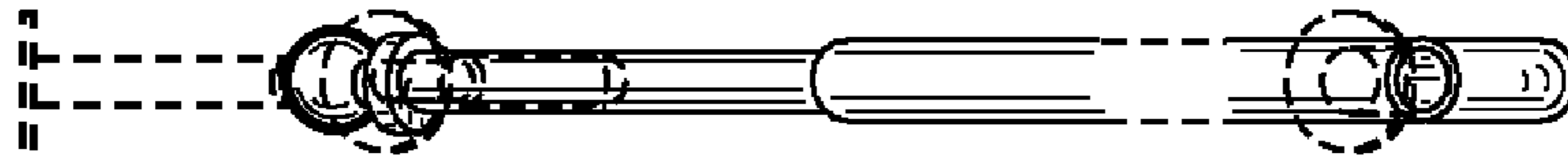


FIG. 4

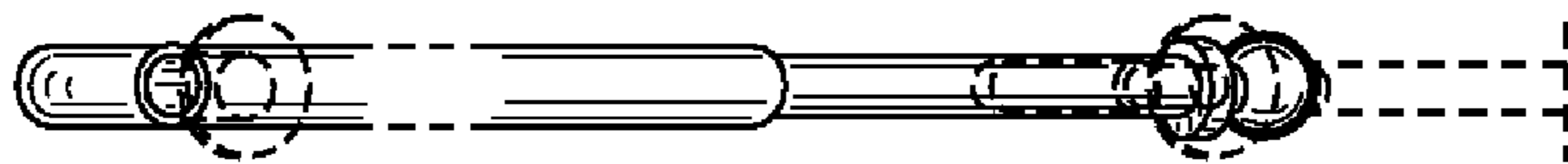


FIG. 5

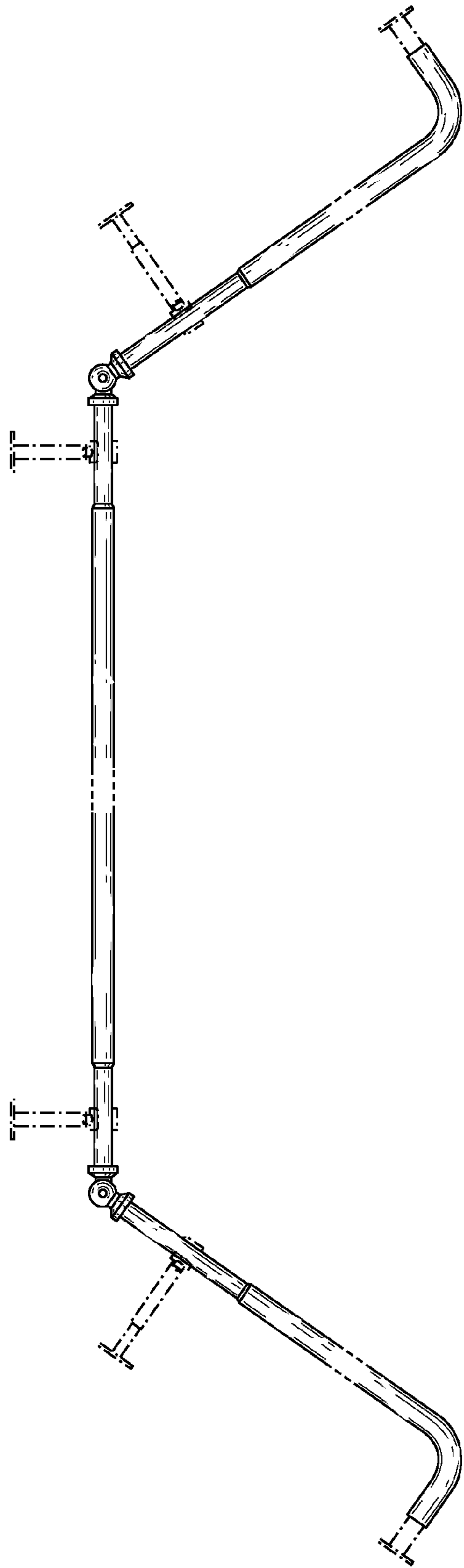


FIG. 6

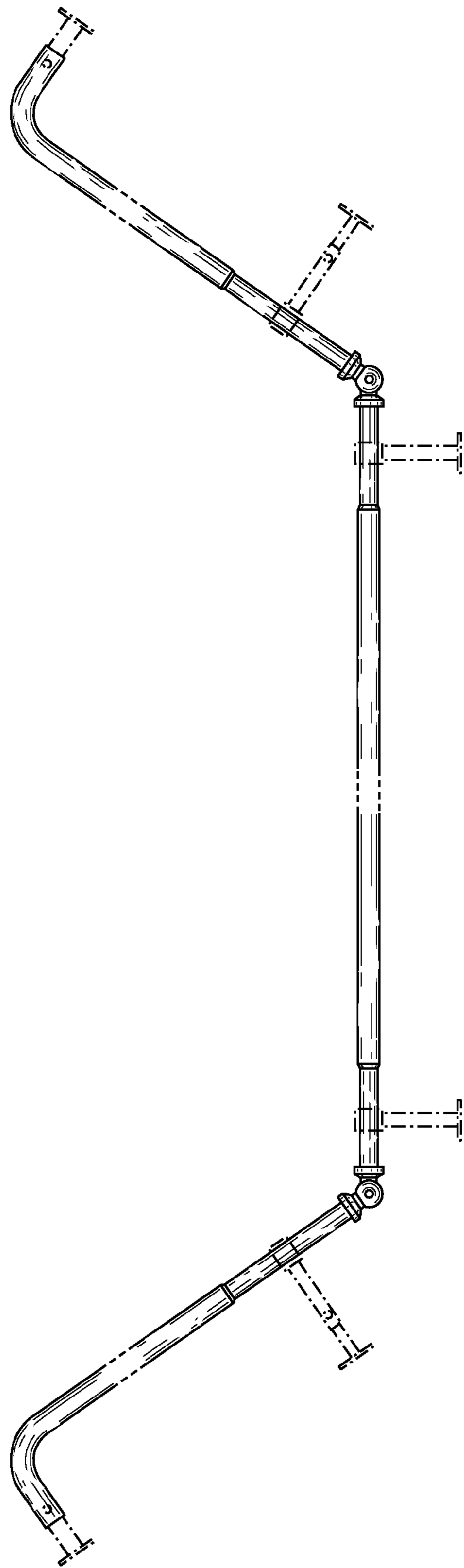


FIG. 7