



US00D576021S

(12) **United States Design Patent**
Goodman et al.

(10) **Patent No.:** **US D576,021 S**
(45) **Date of Patent:** **** Sep. 2, 2008**

(54) **HOOK**

(75) Inventors: **Sheldon H. Goodman**, Solon, OH (US);
Omer I. Sazir, Cleveland, OH (US)

(73) Assignee: **Spectrum Diversified Designs, Inc.**,
Streetsboro, OH (US)

(**) Term: **14 Years**

(21) Appl. No.: **29/304,120**

(22) Filed: **Feb. 26, 2008**

(51) **LOC (8) Cl.** **08-05**

(52) **U.S. Cl.** **D8/372; D8/371**

(58) **Field of Classification Search** D8/367,
D8/371, 372, 373; D6/323, 531, 534, 569;
248/262, 547

See application file for complete search history.

(56) **References Cited**

U.S. PATENT DOCUMENTS

D273,445 S *	4/1984	Lohman	D6/531
D300,406 S *	3/1989	Bordian	D8/367
4,872,224 A	10/1989	Grimes et al.		
4,984,722 A	1/1991	Moore		
D336,842 S *	6/1993	Hampshire	D8/372
D342,889 S *	1/1994	Adams	D8/367
D349,447 S *	8/1994	Daniller	D8/367
D360,355 S *	7/1995	Adams	D8/367
D360,572 S *	7/1995	Adams	D8/367
D377,309 S *	1/1997	Hofman	D8/372
5,738,319 A	4/1998	Grassi		
D394,601 S *	5/1998	Mesna et al.	D8/367

5,803,422 A	9/1998	Buehler		
D429,999 S *	8/2000	Swolsky et al.	D8/372
D445,669 S	7/2001	Goodman et al.		
6,267,257 B1	7/2001	DeBruyn		
6,302,365 B1	10/2001	Catanzarite et al.		
6,364,260 B1	4/2002	Lorincz et al.		
D482,600 S *	11/2003	Dretzka	D8/367
6,749,165 B2	6/2004	Immerman		
6,814,335 B2	11/2004	Immerman		
D557,120 S *	12/2007	Snell	D8/372

* cited by examiner

Primary Examiner—T. Chase Nelson

Assistant Examiner—Barbara B Lohr

(74) *Attorney, Agent, or Firm*—Pearne & Gordon LLP

(57) **CLAIM**

The ornamental design for a hook, as shown and described.

DESCRIPTION

FIG. 1 is a perspective view of a hook, showing our new design;

FIG. 2 is a side elevational view thereof;

FIG. 3 is a front elevational view thereof;

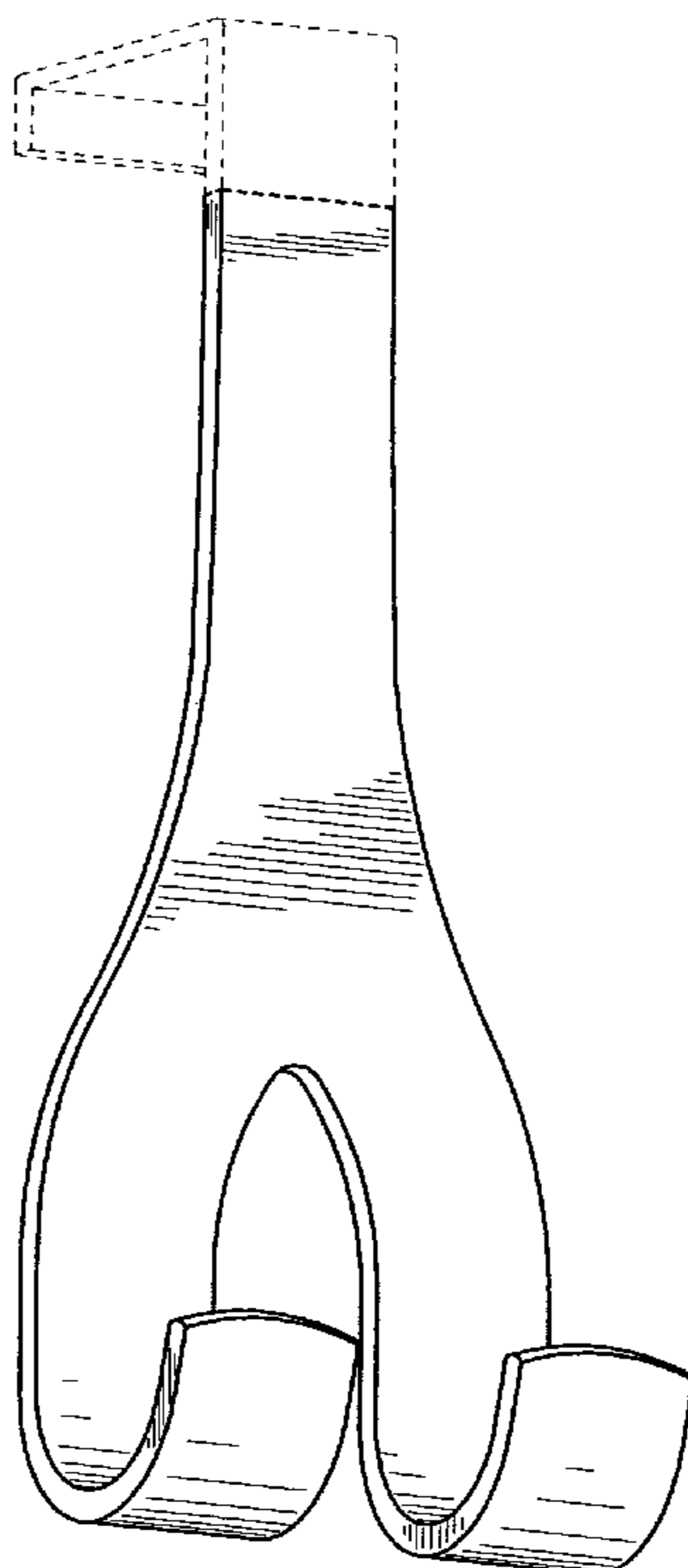
FIG. 4 is a rear elevational view thereof;

FIG. 5 is a top plan view thereof; and,

FIG. 6 is a bottom plan view thereof.

The dotted-line disclosure of elements in the views is for illustrative purposes only and forms no part of the claimed design.

1 Claim, 2 Drawing Sheets






Fig. 2

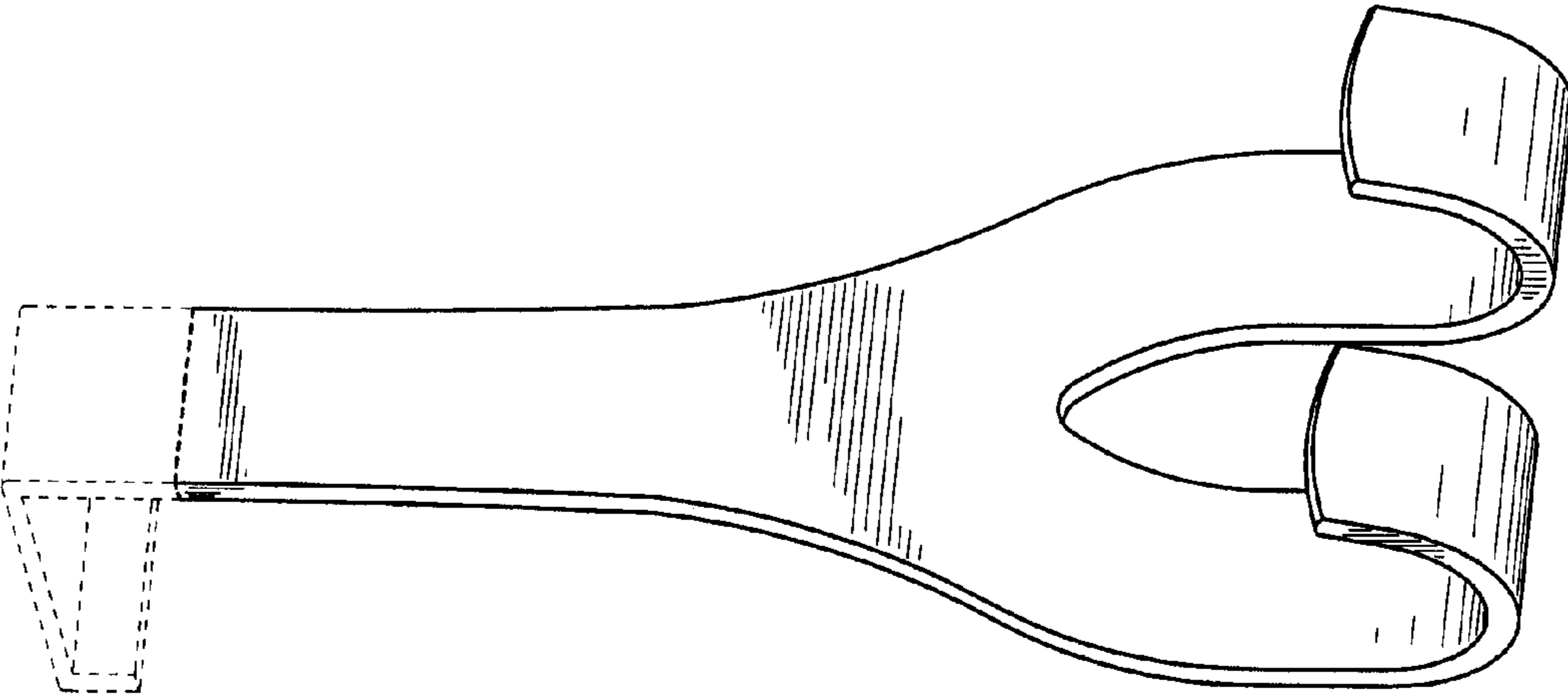


Fig. 1

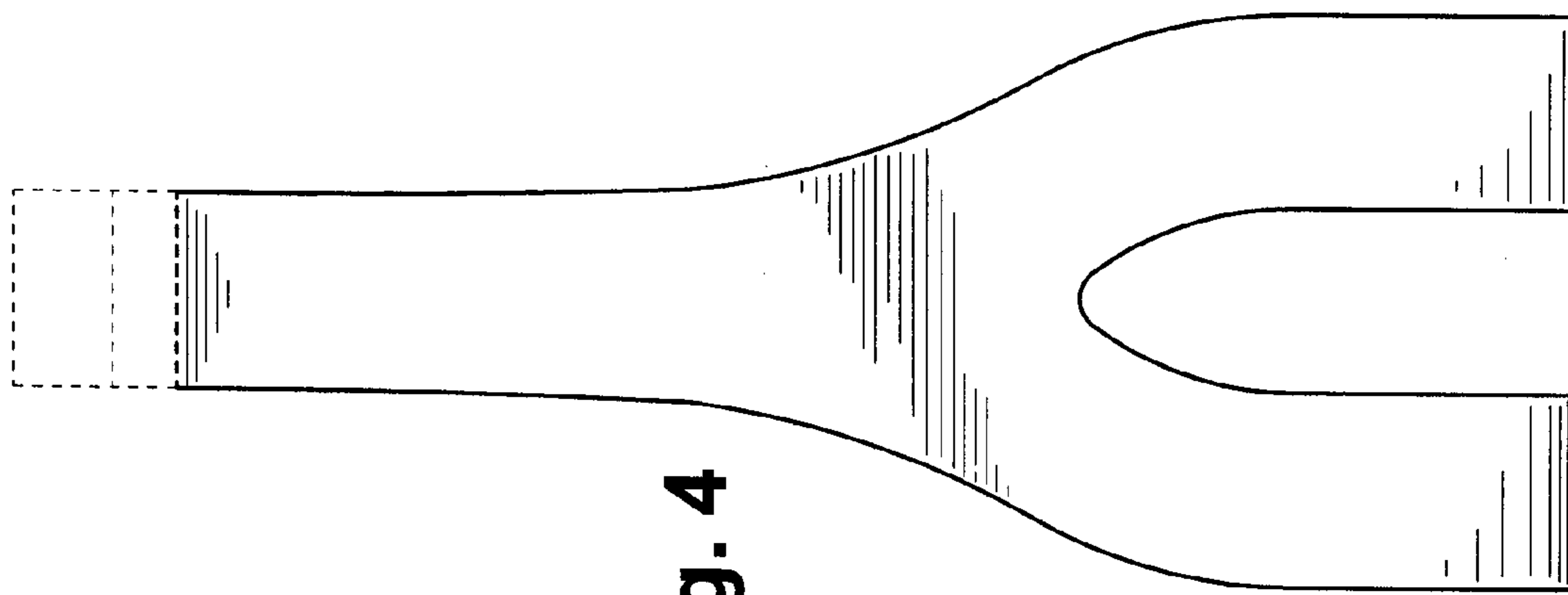


Fig. 3




Fig. 4

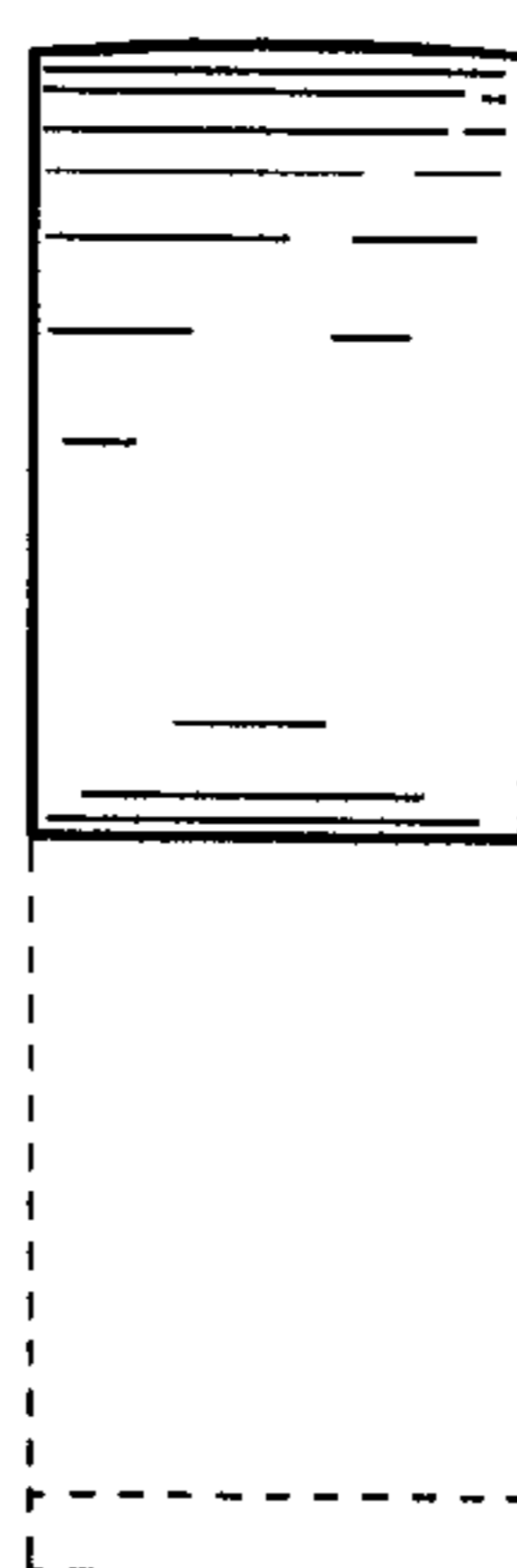


Fig. 5

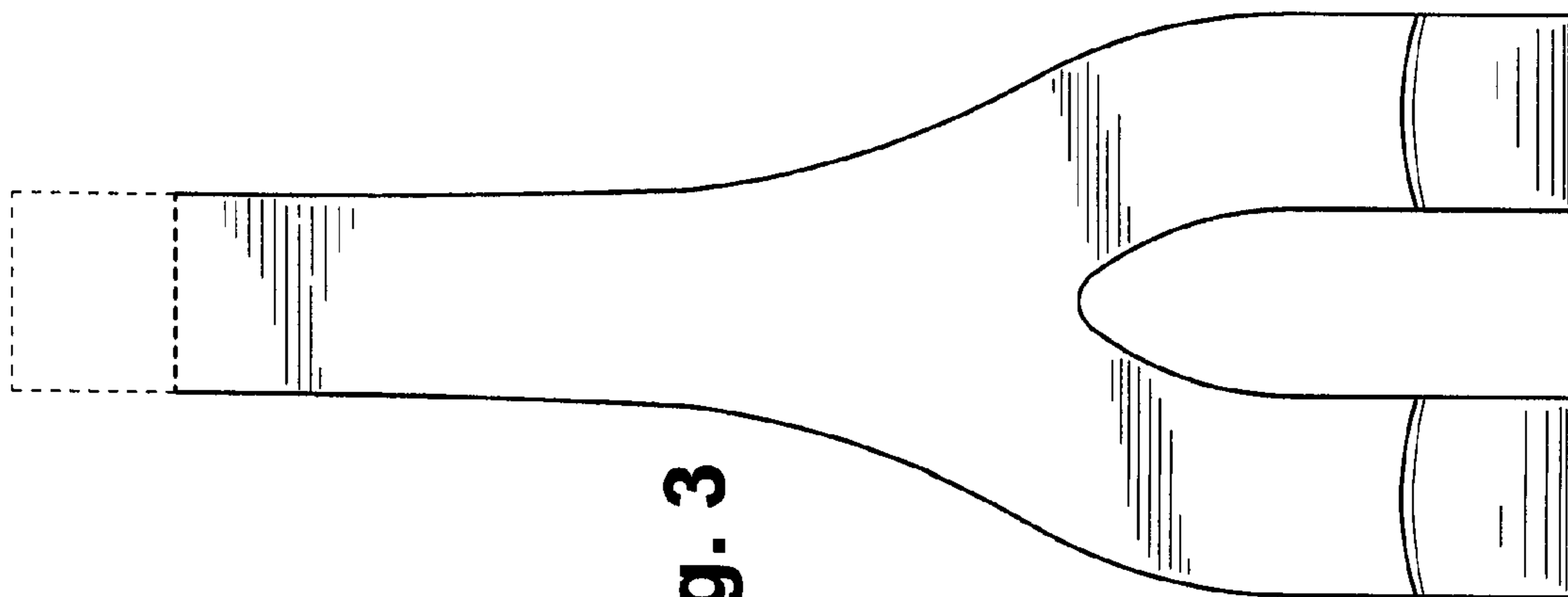


Fig. 6