



US00D576018S

(12) **United States Design Patent**  
**Novell et al.**

(10) **Patent No.:** **US D576,018 S**  
(45) **Date of Patent:** **\*\* Sep. 2, 2008**

(54) **BUILDER'S TEMPORARY DOOR LATCH**

(76) Inventors: **Richard Novell**, 12412 Harney Dr.,  
Orlando, FL (US) 32828; **Manuel Vaz**,  
10022 Cypress Glen Pl., Orlando, FL  
(US) 32825

(\*\*) Term: **14 Years**

(21) Appl. No.: **29/291,639**

(22) Filed: **Sep. 10, 2007**

(51) **LOC (8) Cl.** ..... **08-07**

(52) **U.S. Cl.** ..... **D8/331**

(58) **Field of Classification Search** ..... D8/330,  
D8/331, 343, 345, 339, 341, 302, 300, 292,  
D8/137; 70/139, 365, 495, 376, 372; 292/137,  
292/157, 163-169, 176, 160, DIG. 30, DIG. 31,  
292/DIG. 47, 200-204

See application file for complete search history.

(56) **References Cited**

**U.S. PATENT DOCUMENTS**

D312,769 S \* 12/1990 Bisbing ..... D8/338  
4,978,152 A \* 12/1990 Bisbing ..... 292/169  
5,139,291 A \* 8/1992 Schultz ..... 292/42  
5,235,832 A \* 8/1993 Lux et al. .... 70/368  
D364,550 S \* 11/1995 Myers ..... D8/331  
5,479,800 A \* 1/1996 Myers ..... 70/365  
D431,998 S \* 10/2000 Johansson et al. .... D8/331

6,576,503 B2 \* 6/2003 Kikawa et al. .... 438/152  
D485,154 S \* 1/2004 Chen ..... D8/331  
D508,195 S \* 8/2005 Pack et al. .... D8/302  
D515,400 S \* 2/2006 Tozer ..... D8/343  
D549,075 S \* 8/2007 Jackson, Jr. .... D8/331

\* cited by examiner

*Primary Examiner*—Prabhakar Deshmukh  
(74) *Attorney, Agent, or Firm*—Elsie C. Turner

(57) **CLAIM**

The ornamental design for a builder's temporary door latch,  
as shown and described.

**DESCRIPTION**

FIG. 1 is perspective view of a builder's temporary door latch  
showing our new design;

FIG. 2 is a front elevational view thereof, the rear elevational  
view being a mirror image thereof;

FIG. 3 is a left side elevational view thereof;

FIG. 4 is right side elevational view thereof;

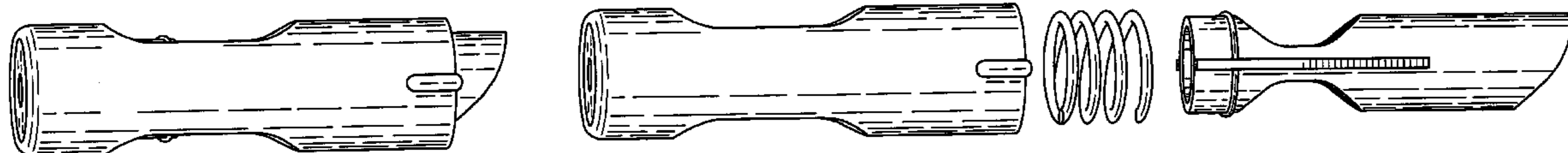
FIG. 5 is a top plan view thereof;

FIG. 6 is a bottom plan view thereof;

FIG. 7 is an exploded perspective view of FIG. 1; and,

FIG. 8 is an exploded perspective view of FIG. 6.

**1 Claim, 3 Drawing Sheets**



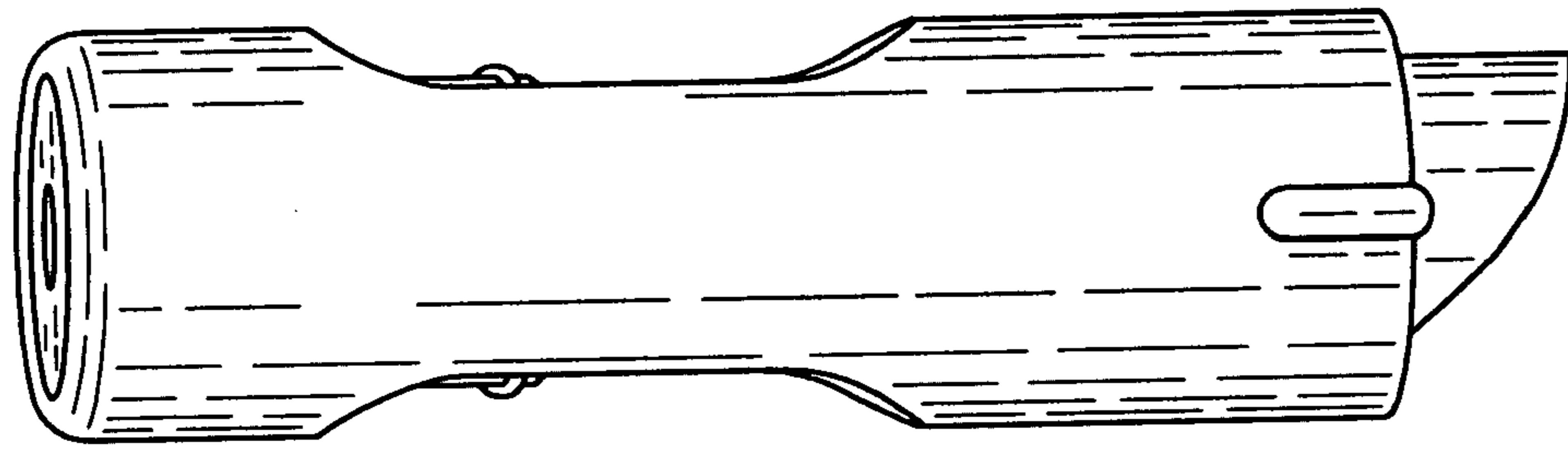


FIG. 1

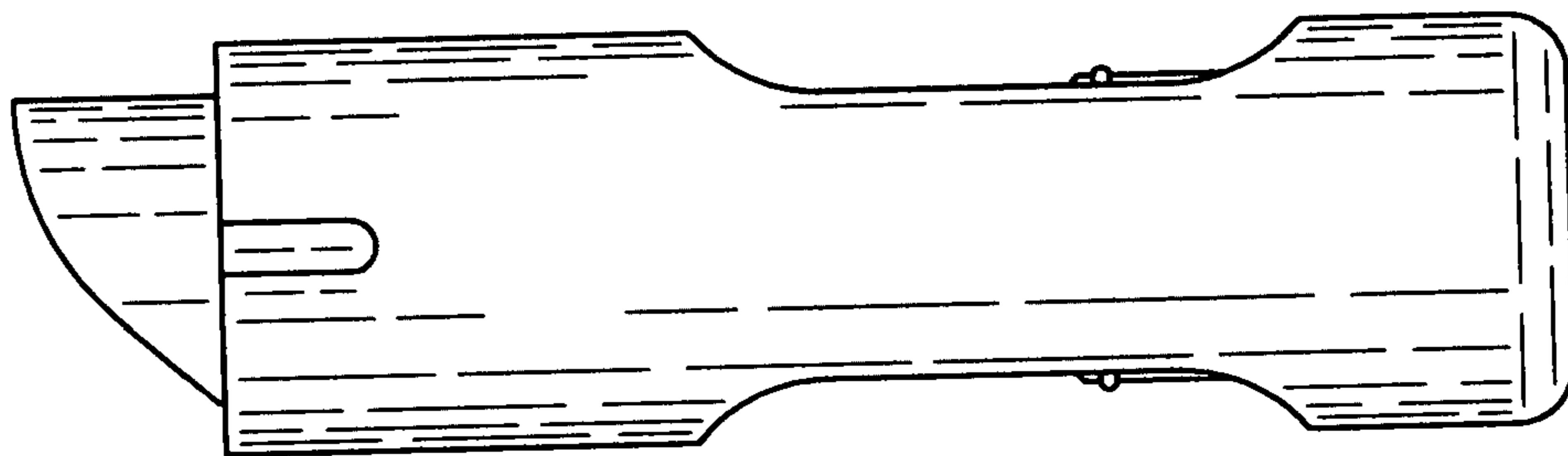


FIG. 2

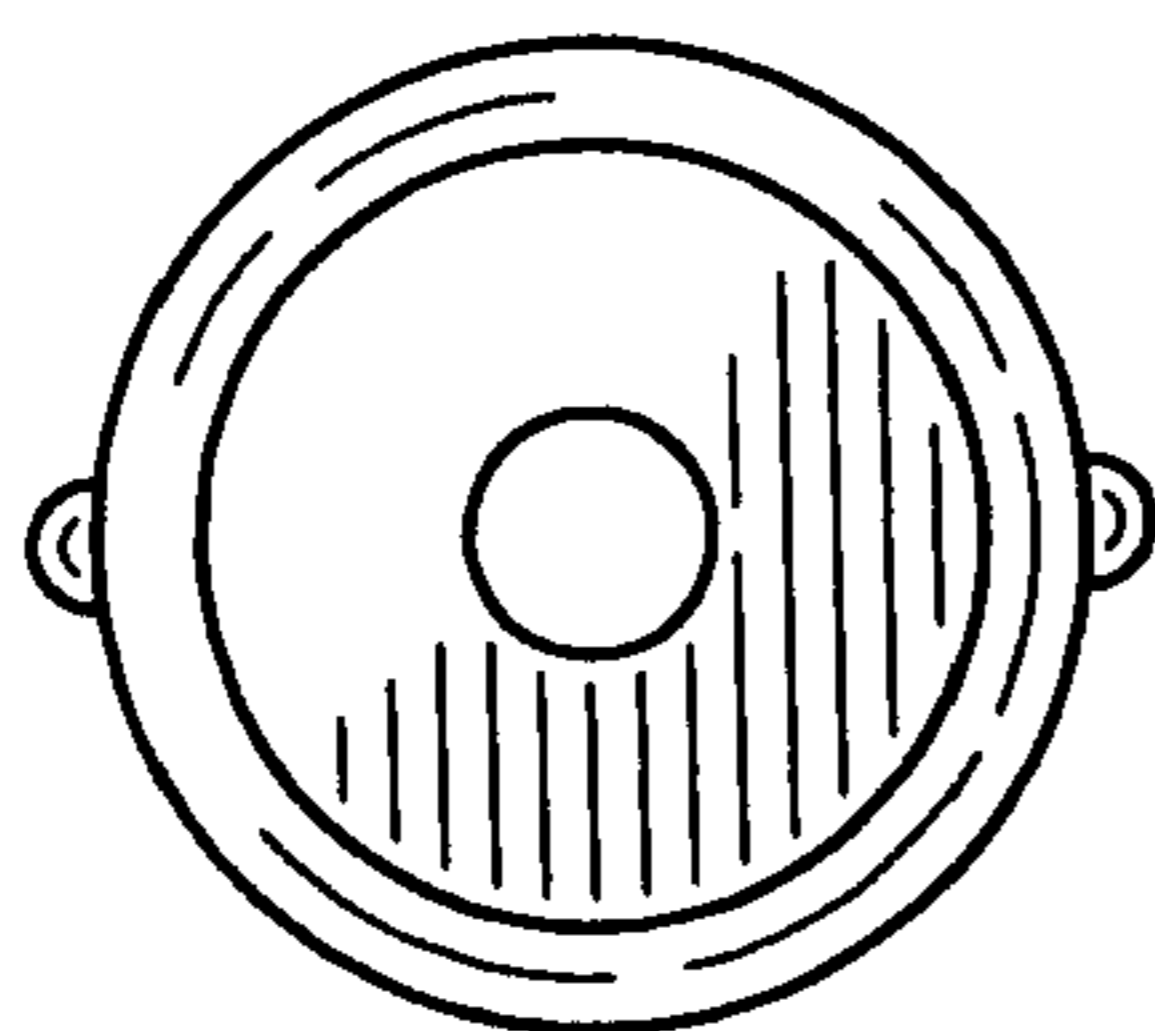


FIG. 3

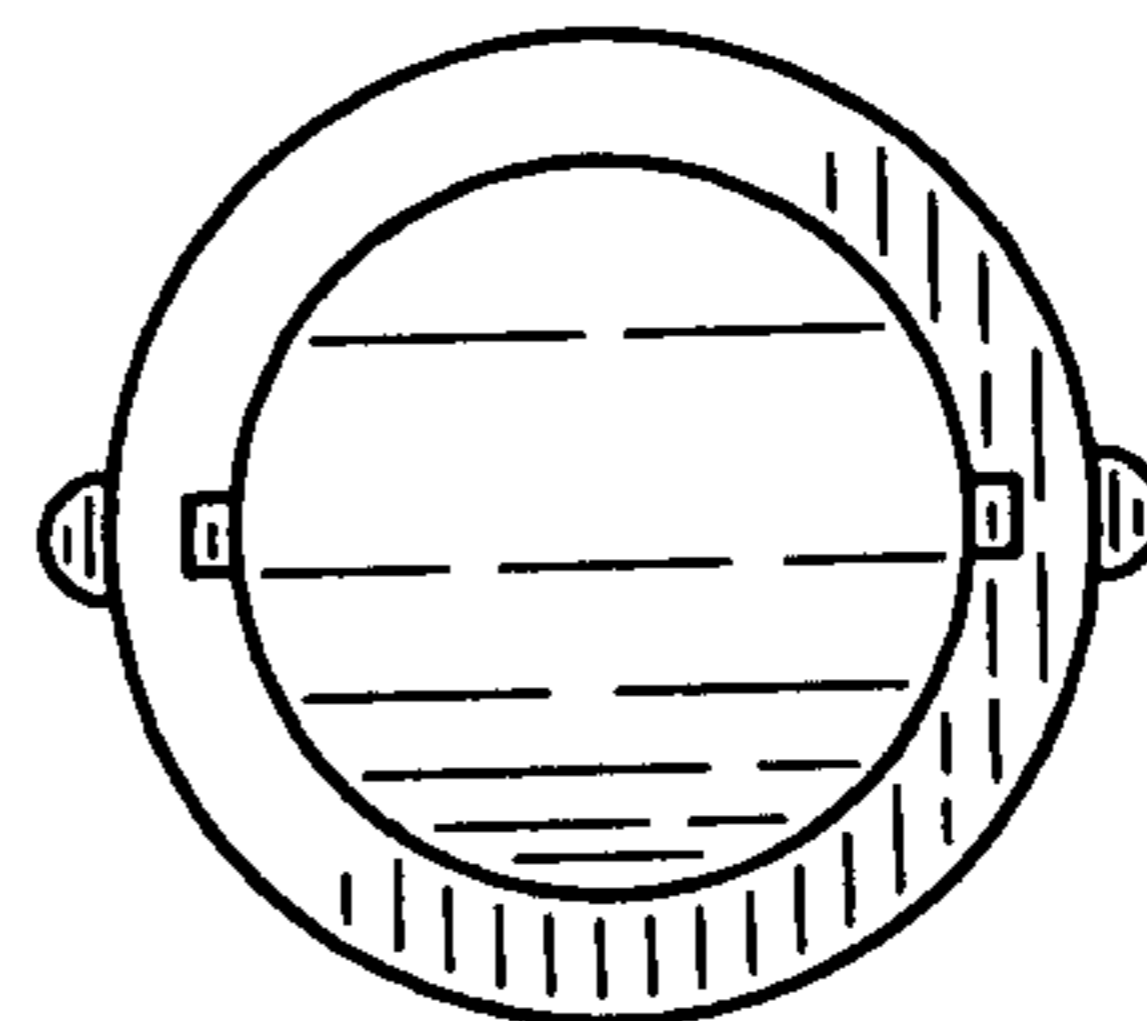
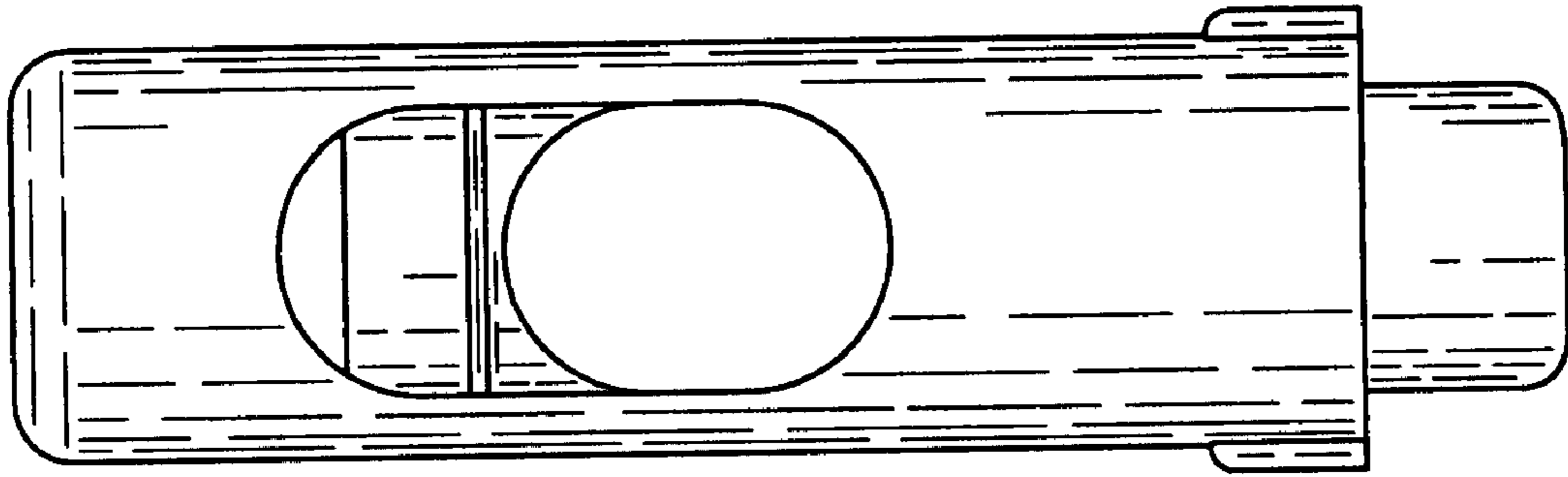
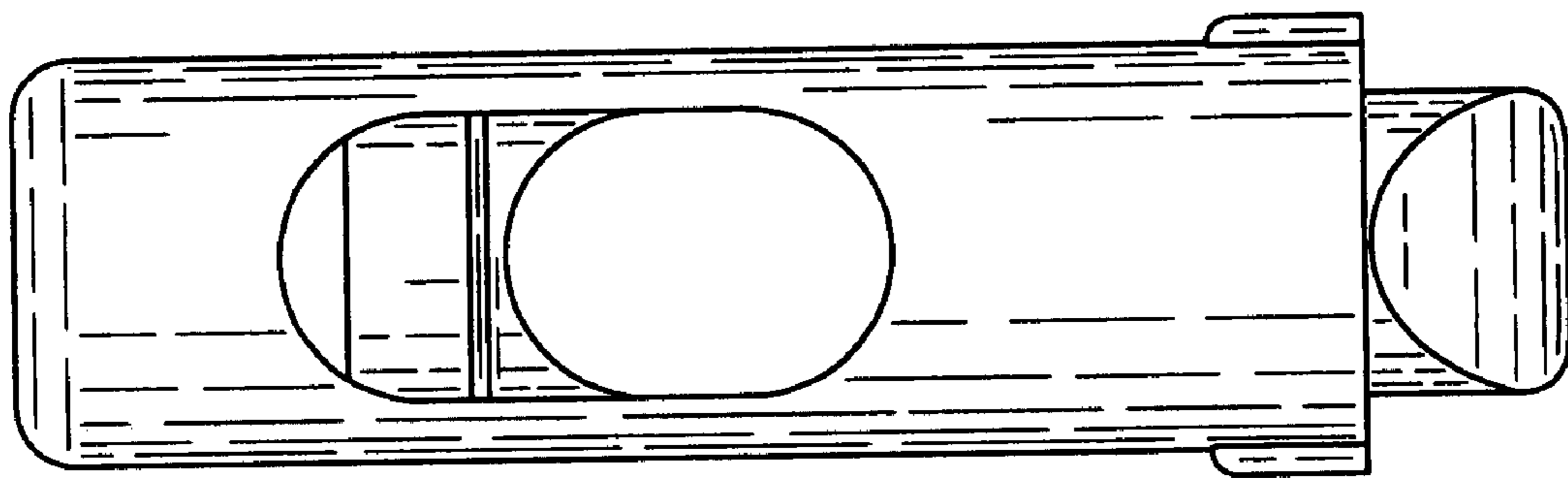


FIG. 4



*FIG. 5*



*FIG. 6*




FIG. 7




FIG. 8