



US00D576003S

(12) **United States Design Patent**
Patrizio et al.

(10) **Patent No.:** **US D576,003 S**
(45) **Date of Patent:** **** Sep. 2, 2008**

(54) **CORKSCREW**

(76) Inventors: **Cesare Patrizio**, Via Violis 30, 33085 Maniago (PN) (IT); **Alessandra Patrizio**, Via Violis 30, 33085 Maniago (PN) (IT)

(**) Term: **14 Years**

(21) Appl. No.: **29/280,005**

(22) Filed: **May 14, 2007**

(30) **Foreign Application Priority Data**

Feb. 27, 2007 (EM) 000678636

(51) **LOC (8) Cl.** **07-99**

(52) **U.S. Cl.** **D8/40**

(58) **Field of Classification Search** D8/14,
D8/16-19, 33-43, 88, 105; 7/113, 151-156;
30/400-410, 416-430, 433, 434, 443, 450;
81/3.07, 3.09, 3.2, 3.27, 3.29, 3.31, 3.33,
81/3.35, 3.37, 3.4, 3.45, 3.48, 3.49, 3.55

See application file for complete search history.

(56) **References Cited**

U.S. PATENT DOCUMENTS

177,696	A *	5/1876	Davis	7/118
455,826	A *	7/1891	Davis	7/155
522,672	A *	7/1894	Puddefoot	81/3.35
D210,093	S *	2/1968	Bliss	D8/34
D347,775	S *	6/1994	Seiler	D8/34
5,363,725	A *	11/1994	Cellini	81/3.09
D385,763	S *	11/1997	Trivellato	D8/43
D413,054	S *	8/1999	Anderson	D8/40
5,992,269	A *	11/1999	Puig et al.	81/3.35

D421,373	S *	3/2000	Hollinger	D8/42
6,032,553	A *	3/2000	Brucart Puig et al.	81/3.09
6,101,900	A *	8/2000	Traspuesto Miguel	81/3.48
6,176,154	B1 *	1/2001	Brucart Puig et al.	81/3.37
D452,122	S *	12/2001	Hughes et al.	D8/38
D454,038	S *	3/2002	Kao	D8/42
D455,623	S *	4/2002	Farfalli	D8/42
D490,672	S *	6/2004	Simons	D8/42
D496,571	S *	9/2004	Kay	D8/42
D511,950	S *	11/2005	Lee	D8/43
2002/0157188	A1 *	10/2002	Sannajust	7/156
2007/0051205	A1 *	3/2007	Farfalli et al.	81/3.45
2007/0125200	A1 *	6/2007	Cellini	81/3.09

* cited by examiner

Primary Examiner—Caron D. Veynar

Assistant Examiner—Garth Rademaker

(74) *Attorney, Agent, or Firm*—St. Onge Steward Johnston & Reens LLC

(57) **CLAIM**

The ornamental design for a corkscrew, as shown and described.

DESCRIPTION

FIG. 1 is a left side view of a corkscrew in accordance with the new design;

FIG. 2 is a right side view thereof;

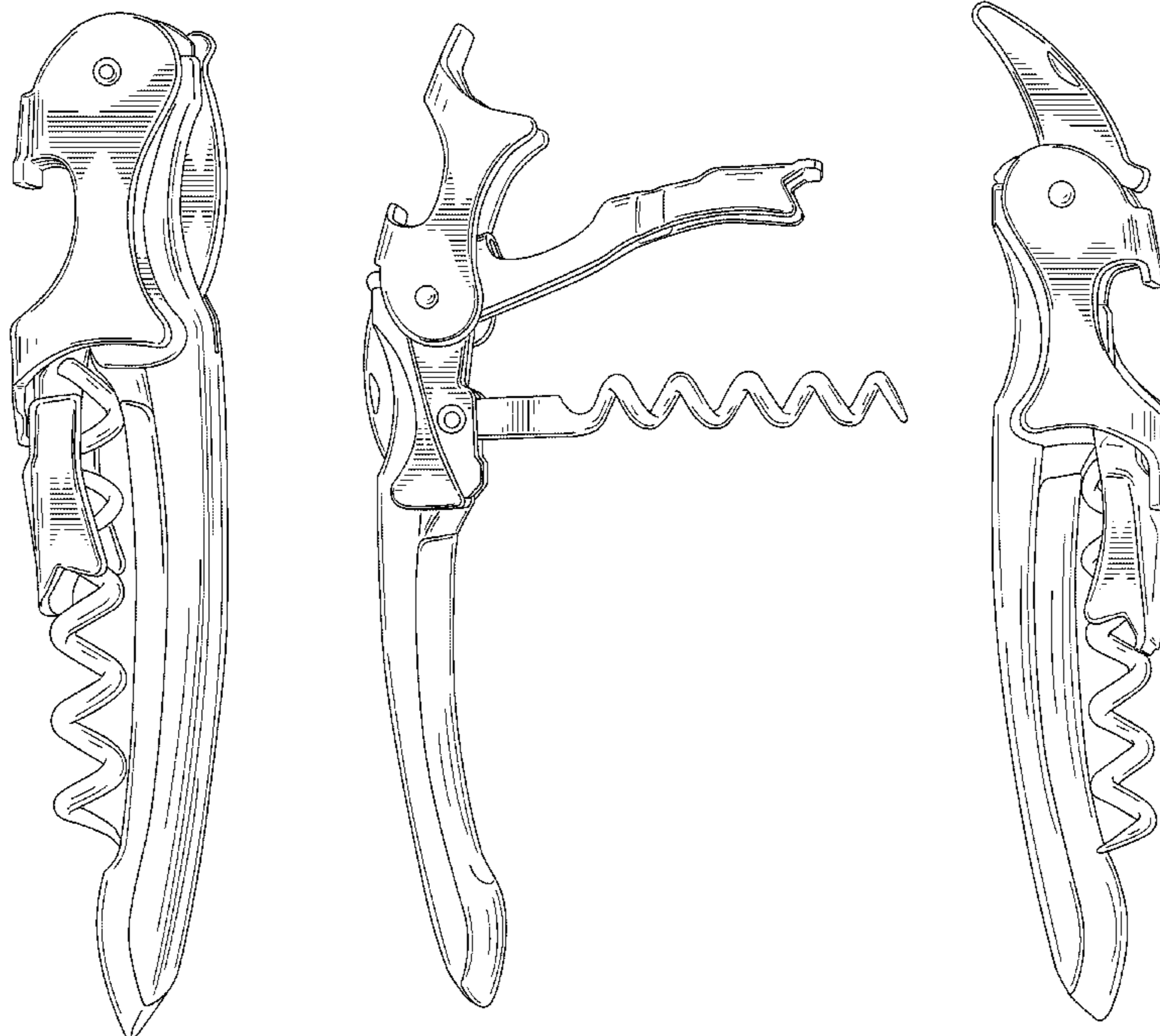
FIG. 3 is a top view thereof;

FIG. 4 is a bottom view thereof;

FIG. 5 is a right side view in a first open position thereof; and,

FIG. 6 is a right side view in a second open position thereof.

1 Claim, 6 Drawing Sheets



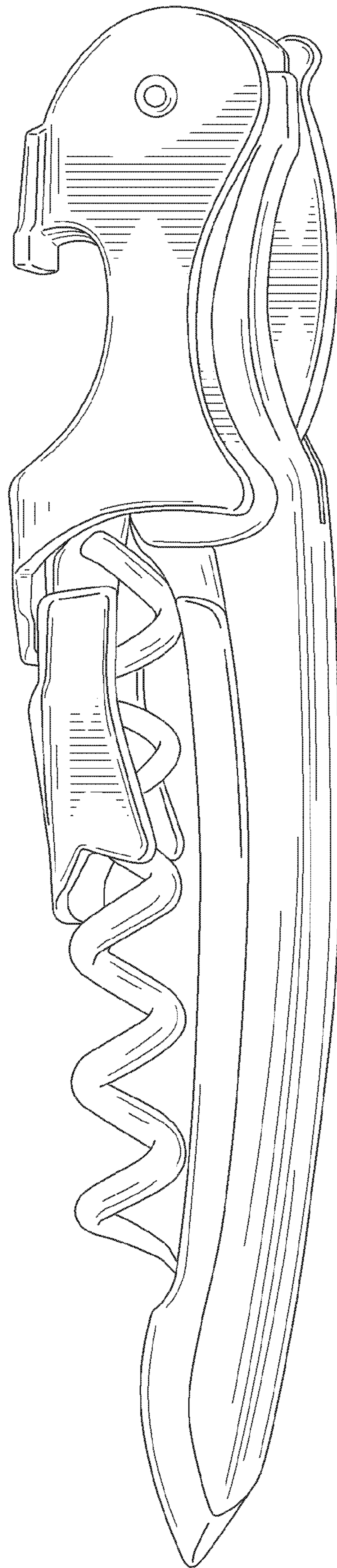


FIG. 1



FIG. 2

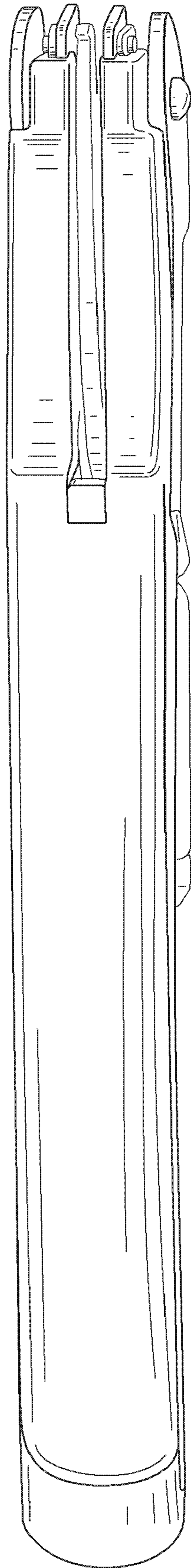


FIG. 3




FIG. 4

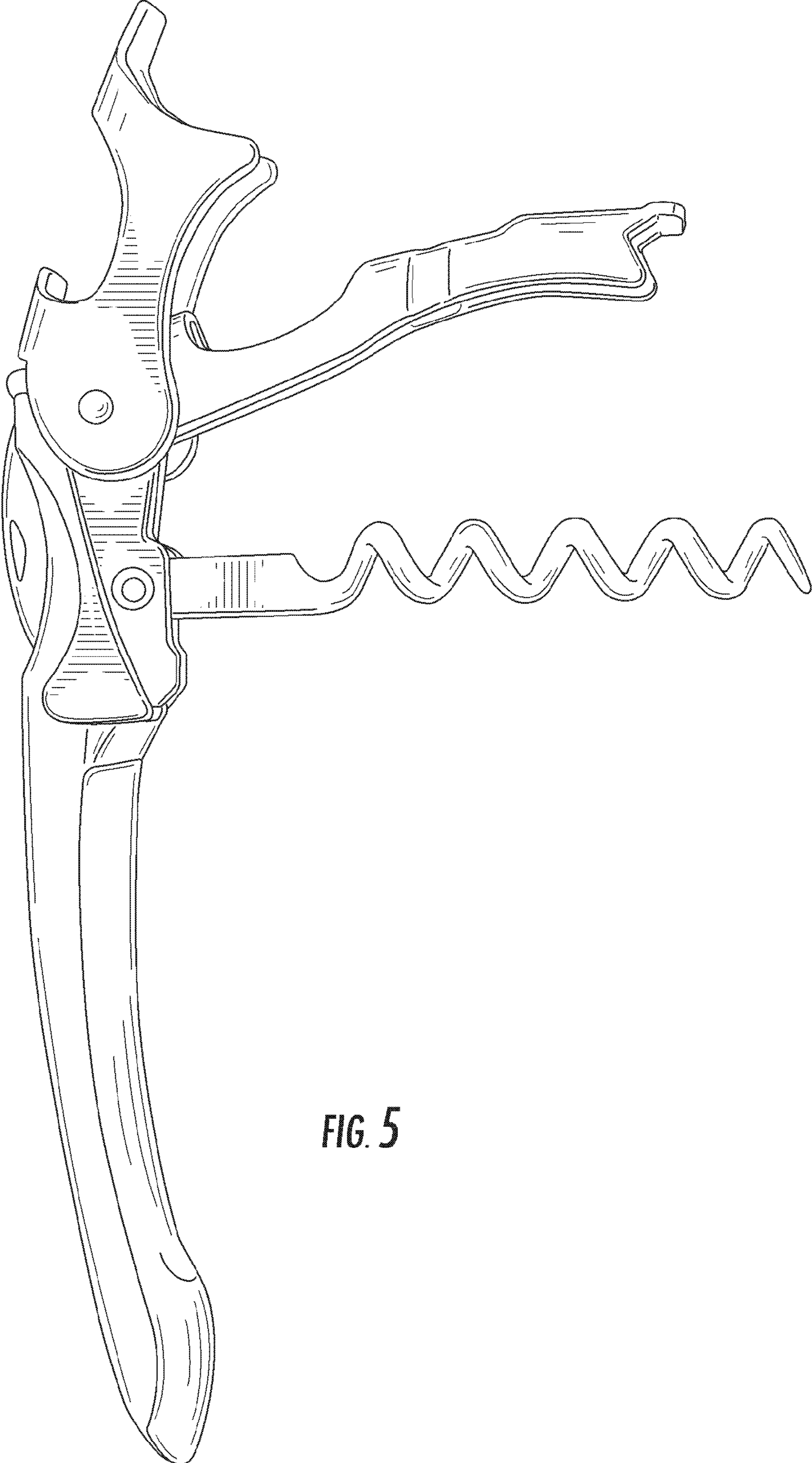


FIG. 5

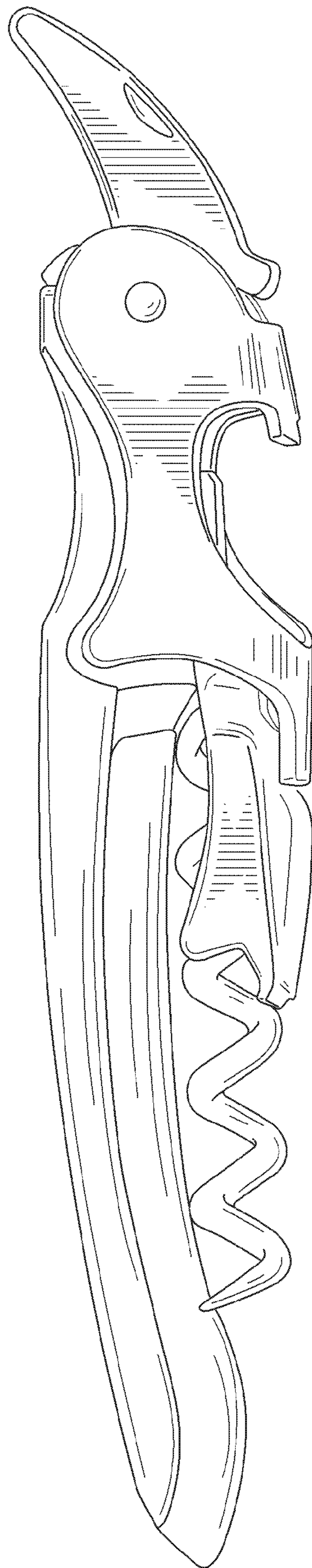


FIG. 6