



US00D575998S

(12) **United States Design Patent**
deBretton Gordon

(10) **Patent No.:** **US D575,998 S**

(45) **Date of Patent:** **** Sep. 2, 2008**

(54) **CUTLERY SET**

(75) Inventor: **Kit Han deBretton Gordon,**
Warwickshire (GB)

(73) Assignee: **Robert Welch Designs Limited,**
Chipping Campden, Gloucestershire
(GB)

(**) Term: **14 Years**

(21) Appl. No.: **29/282,406**

(22) Filed: **Jul. 19, 2007**

(30) **Foreign Application Priority Data**

Jan. 23, 2007 (EM) 000658810

(51) **LOC (8) Cl.** **07-03**

(52) **U.S. Cl.** **D7/642**

(58) **Field of Classification Search** D7/368,
D7/393, 395, 401.2, 642-653, 660-664, 669,
D7/675-676, 683, 688, 692-696; D8/10,
D8/36, 75, 80, 83, 87, 98, 99, 102, 107, 300,
D8/303; 30/123.5-123.7, 124-125, 128,
30/137, 141-143, 147-150, 169, 304, 316,
30/322-329, 342-346, 353, 355, 394; 416/70 R
See application file for complete search history.

(56) **References Cited**

U.S. PATENT DOCUMENTS

D172,070 S * 4/1954 Wallance D7/653
D440,831 S * 4/2001 Welch et al. D7/645
D455,936 S * 4/2002 Welch D7/645

(Continued)

OTHER PUBLICATIONS

Crate & Barrel: Classics 2001, p. 17, Dune Flatware, Item B.
20-Piece Set.*

Bed Bath & Beyond: 2002, p. 5, Oneida 45 Piece Flatware Set.*

Primary Examiner—Caron D. Veynar

Assistant Examiner—Ricky Pham

(74) *Attorney, Agent, or Firm*—MacMillan, Sobanski &
Todd, LLC

(57) **CLAIM**

The ornamental design for a cutlery set, as shown and
described.

DESCRIPTION

FIG. 1 is a perspective view of a knife for a cutlery set
according to my new design of a cutlery set showing my new
design;

FIG. 2 is a front view of the knife;

FIG. 3 is a right side view of the knife, the left side view being
a mirror image thereof;

FIG. 4 is a rear view of the knife;

FIG. 5 is a top view of the knife;

FIG. 6 is a bottom view of the knife;

FIG. 7 is a perspective view of a fork for a cutlery set accord-
ing to my new design of a cutlery set showing my new design;

FIG. 8 is a front view of the fork;

FIG. 9 is a right side view of the fork, the left side view being
a mirror image thereof;

FIG. 10 is a rear view of the fork;

FIG. 11 is a top view of the fork;

FIG. 12 is a bottom view of the fork;

FIG. 13 is a perspective view of a spoon for a cutlery set
according to my new design of a cutlery set showing my new
design;

FIG. 14 is a front view of the spoon;

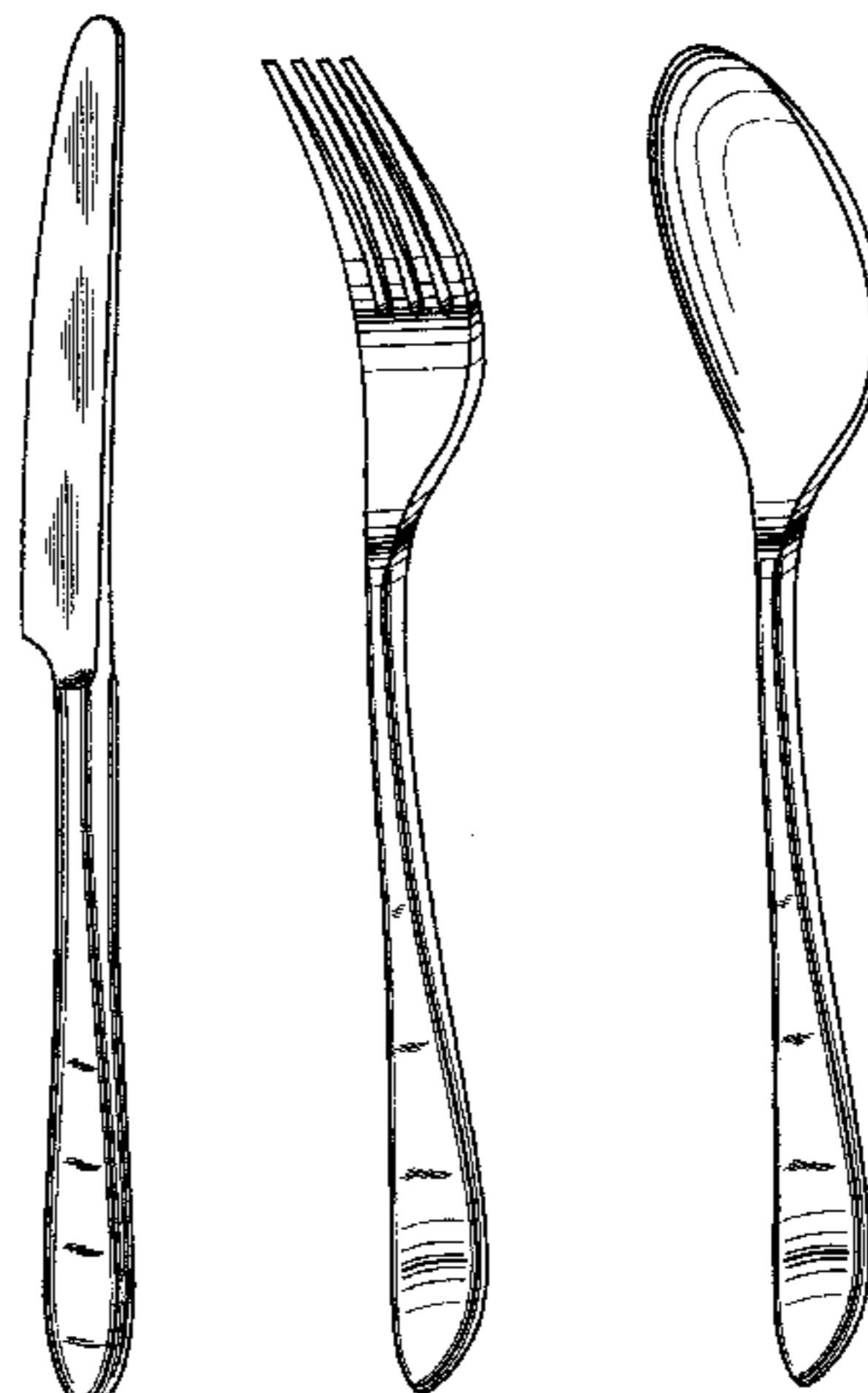
FIG. 15 is a right side view of the spoon, the left side view
being a mirror image thereof;

FIG. 16 is a rear view of the spoon;

FIG. 17 is a top view of the spoon; and,

FIG. 18 is a bottom view of the spoon.

1 Claim, 9 Drawing Sheets



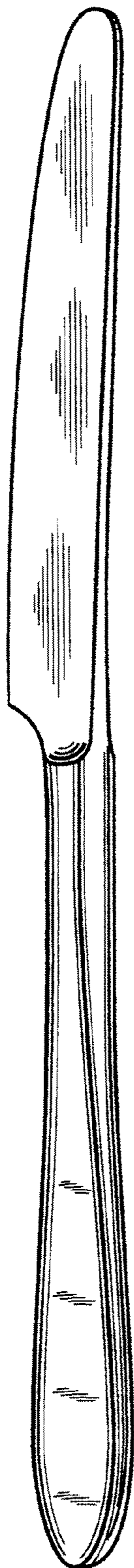
US D575,998 S

Page 2

U.S. PATENT DOCUMENTS

D490,280 S *	5/2004	Shane-Schuldt	D7/653	D514,898 S *	2/2006	Poupel	D7/653
D491,026 S *	6/2004	Welch	D7/652	D544,763 S *	6/2007	Hine	D7/642
D492,549 S *	7/2004	Welch	D7/645	D550,045 S *	9/2007	Junko	D7/653
D493,337 S *	7/2004	Welch	D7/663	D551,913 S *	10/2007	Kasper	D7/653
D497,083 S *	10/2004	Welch	D7/645	D553,915 S *	10/2007	Lerner	D7/643
D498,393 S *	11/2004	Welch	D7/645	D557,077 S *	12/2007	Veevers	D7/642
D499,939 S *	12/2004	Poupel	D7/649	D558,533 S *	1/2008	de Bretton Gordon	D7/642
D511,657 S *	11/2005	Junko	D7/653	D563,735 S *	3/2008	Welch	D7/642

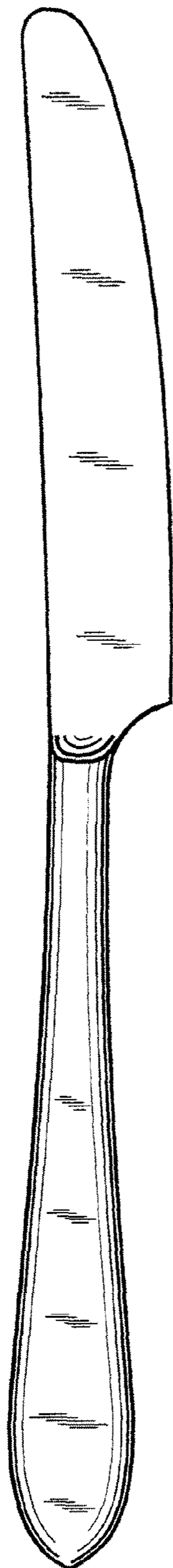
* cited by examiner



—FIG. 1



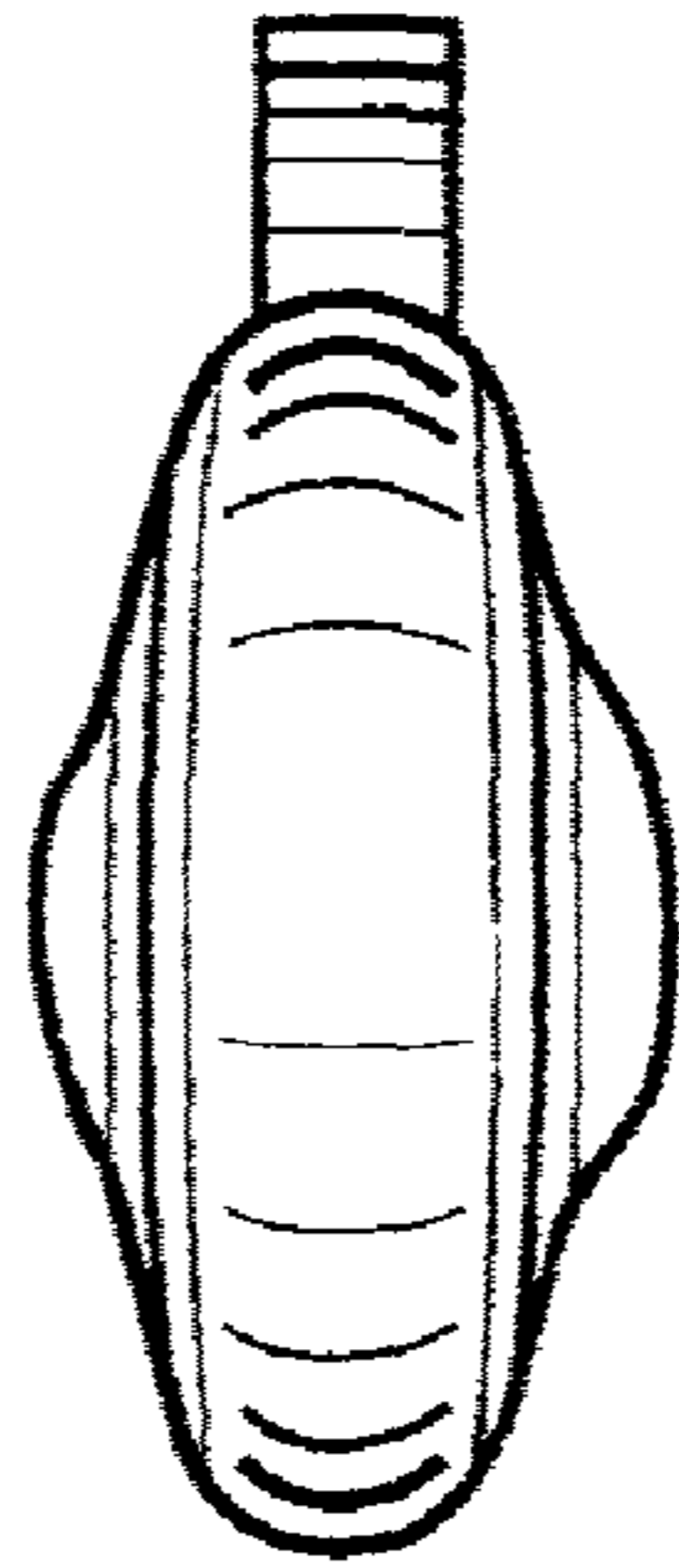
—FIG. 2



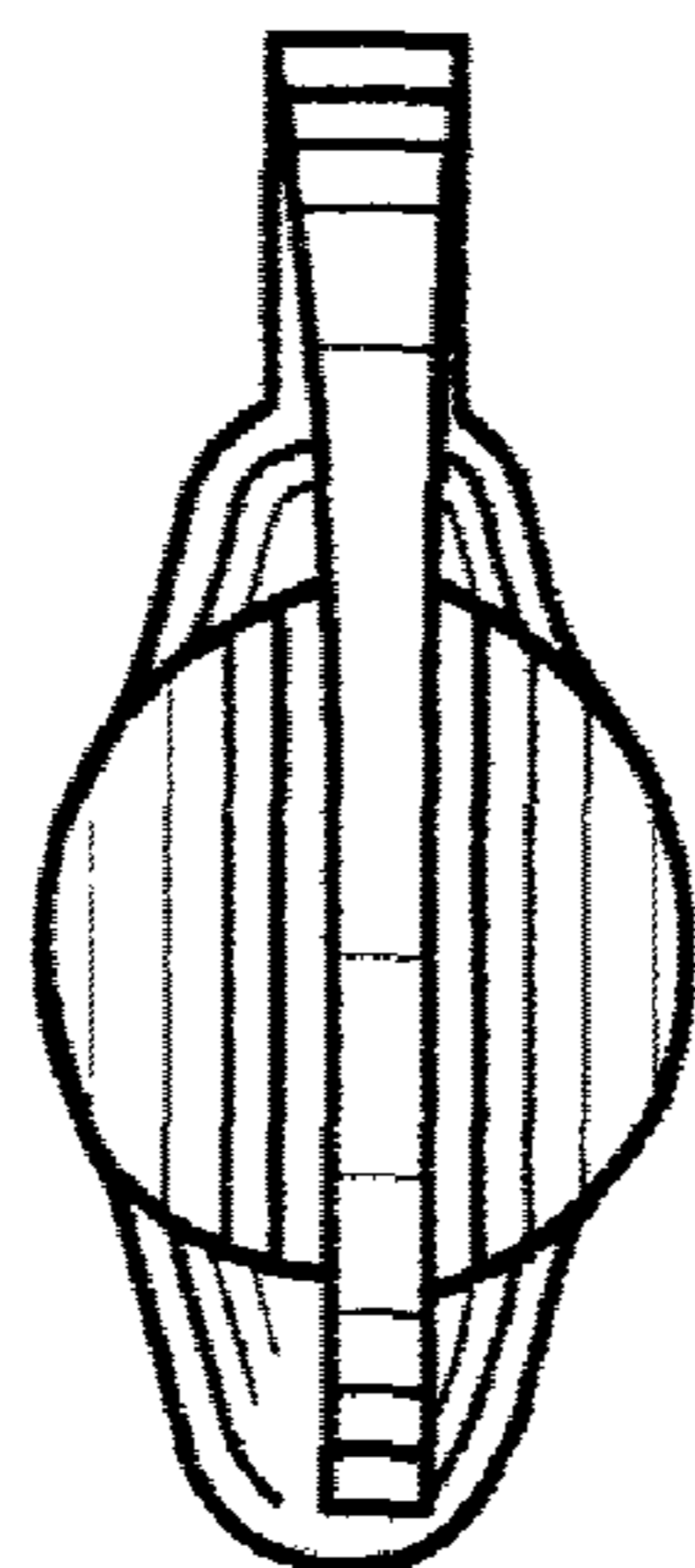
—FIG. 3




—FIG. 4



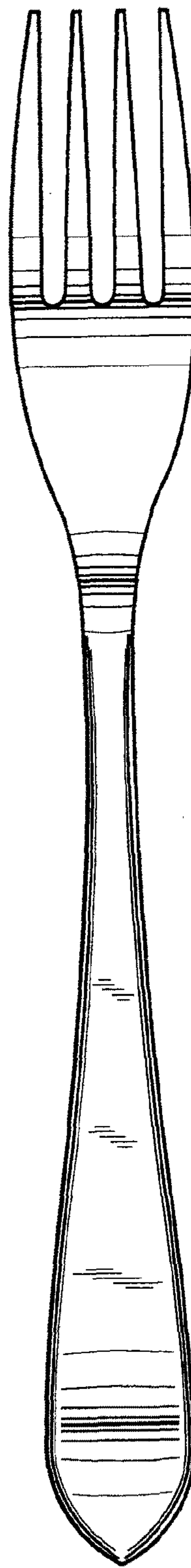
— FIG. 5



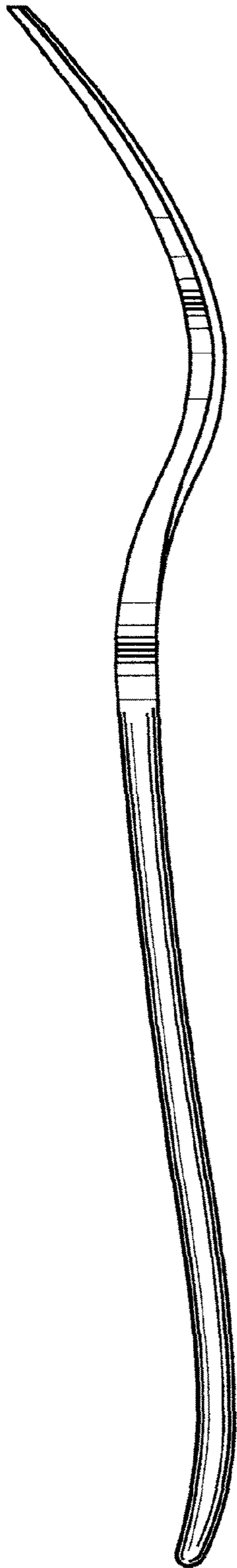
— FIG. 6



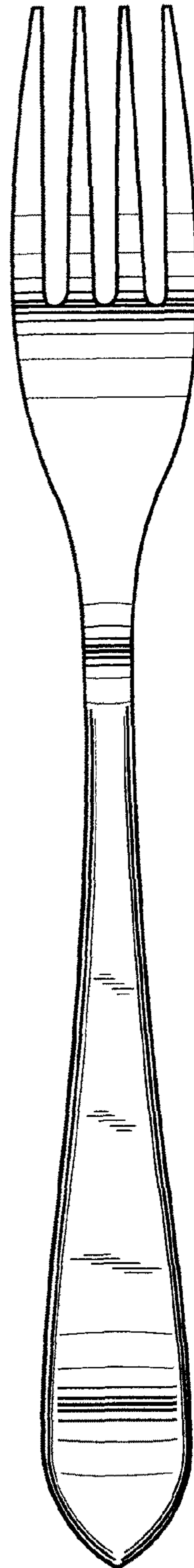
—FIG. 7



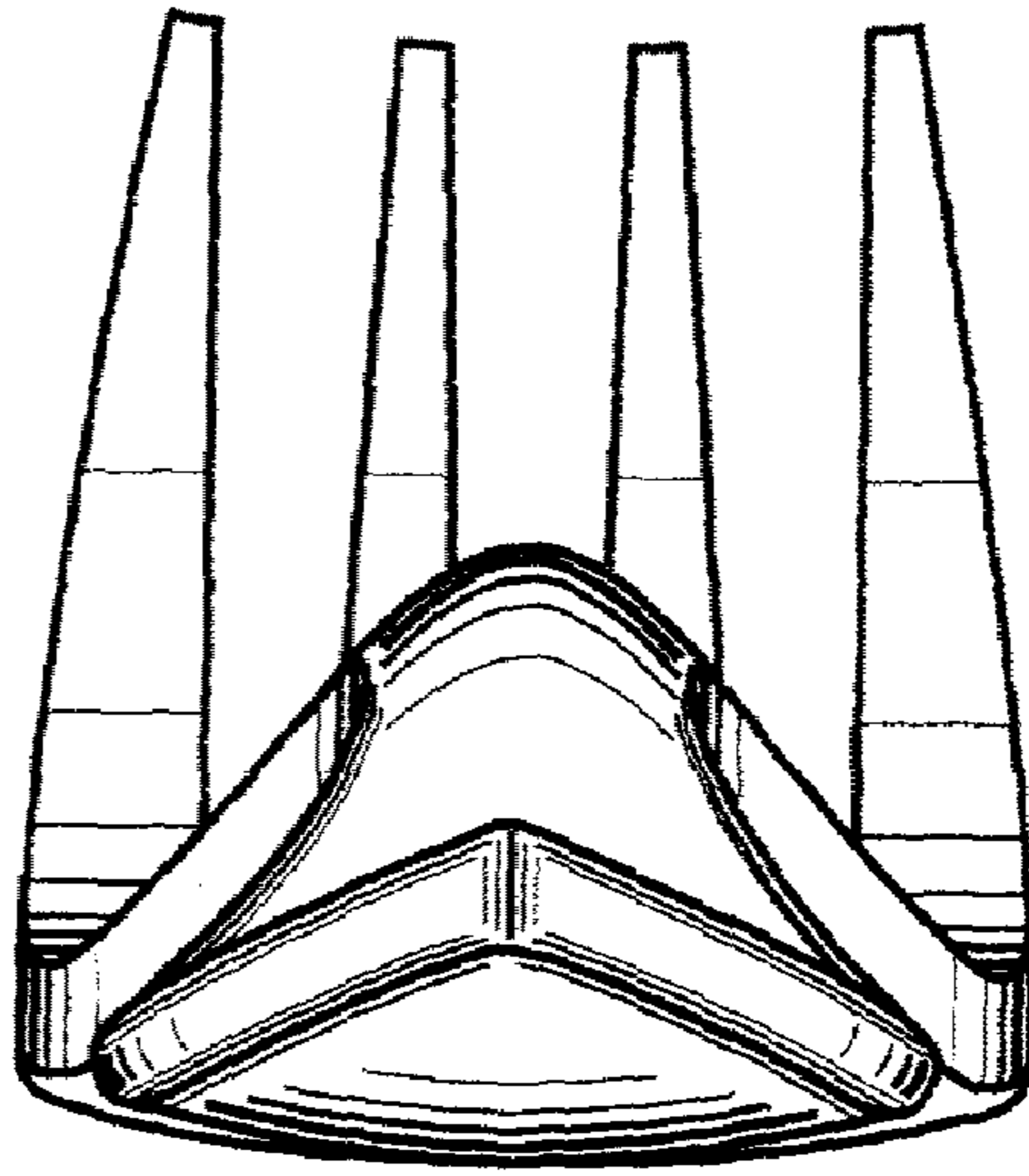
—FIG. 8



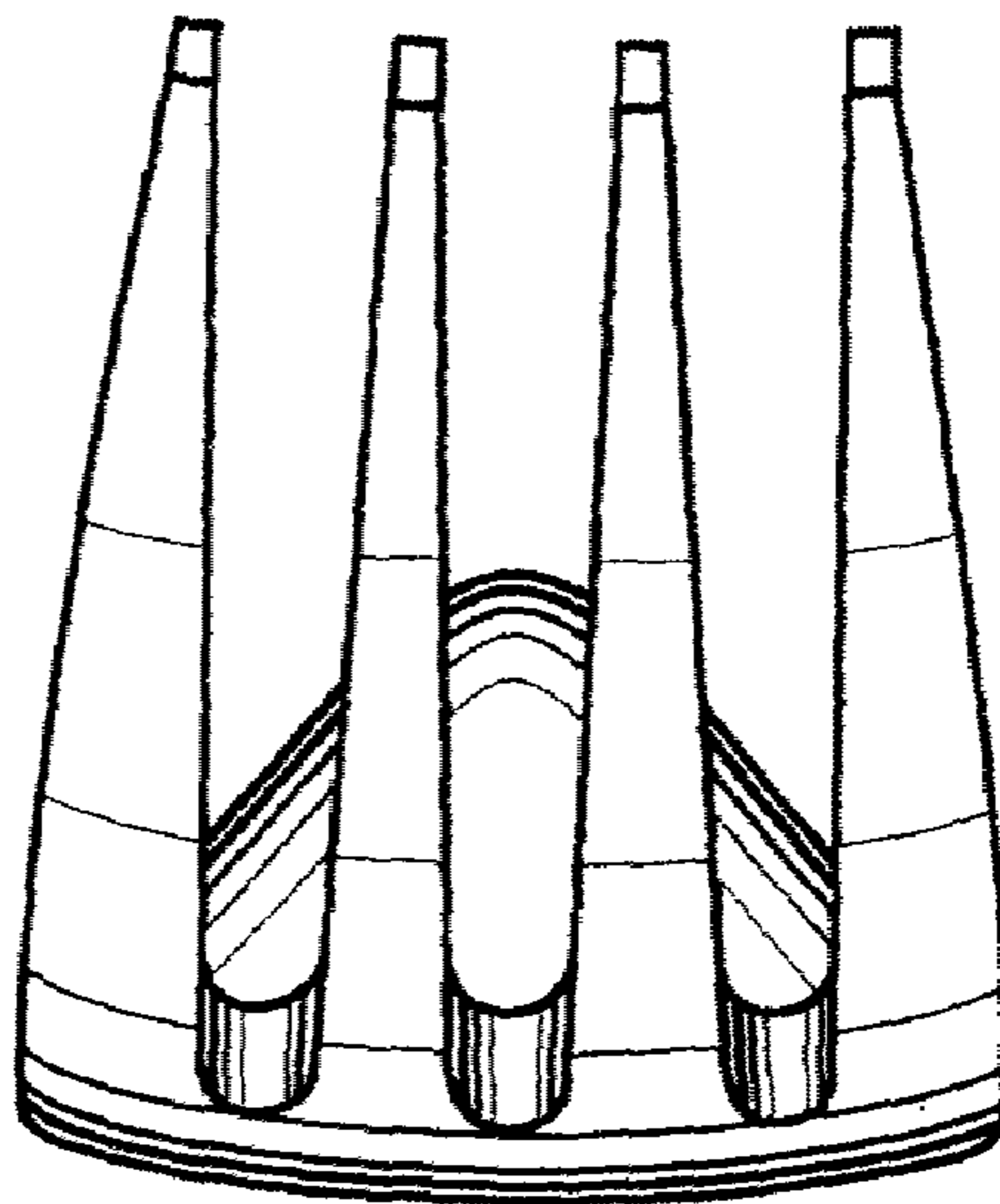
—FIG. 9



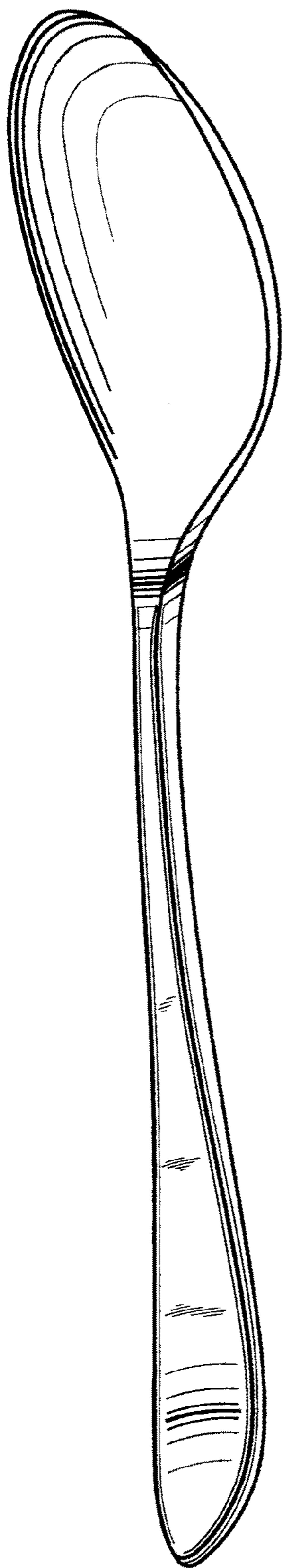
—FIG. 10



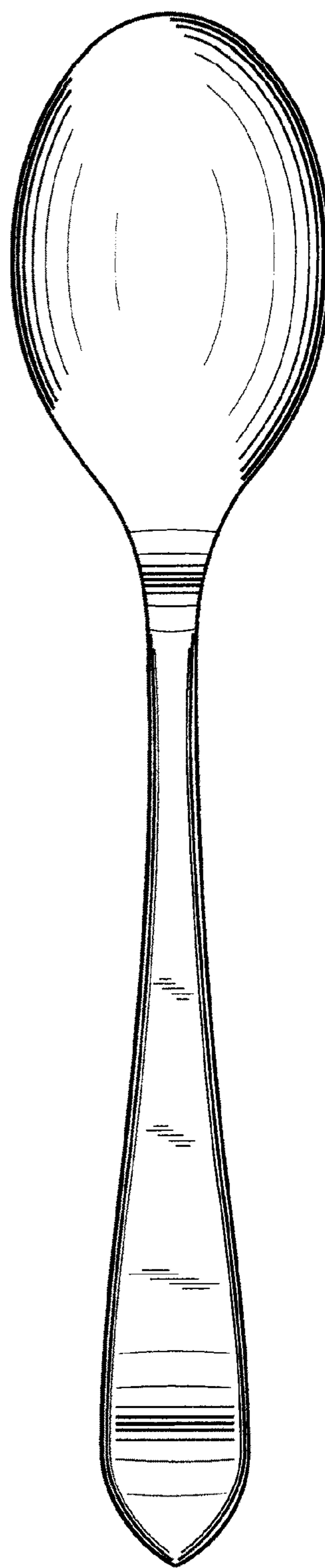
—FIG. 11



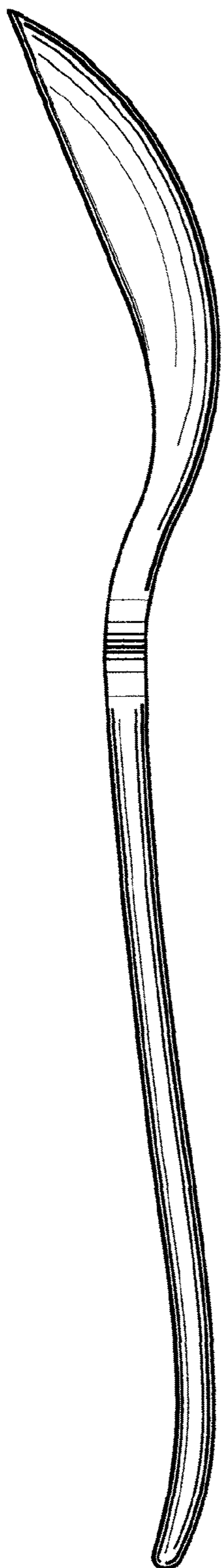
—FIG. 12



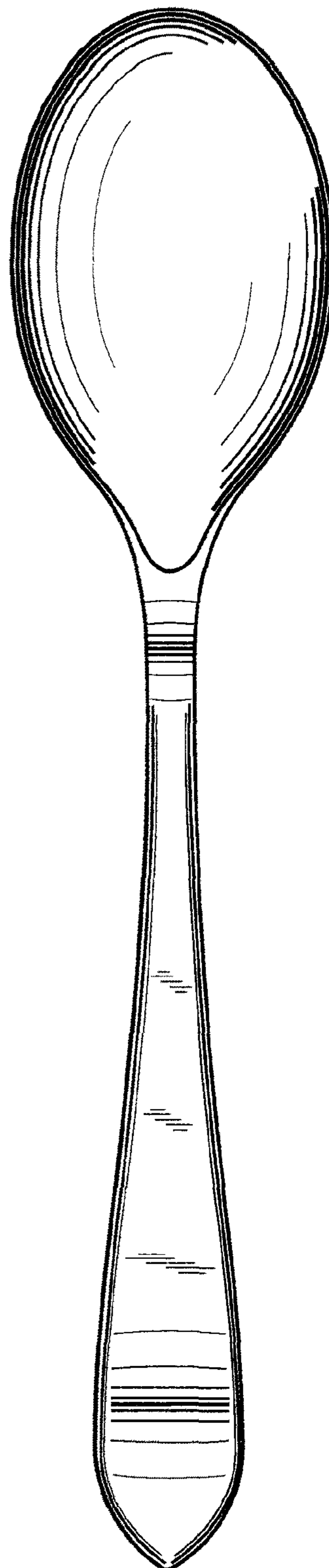
—FIG. 13



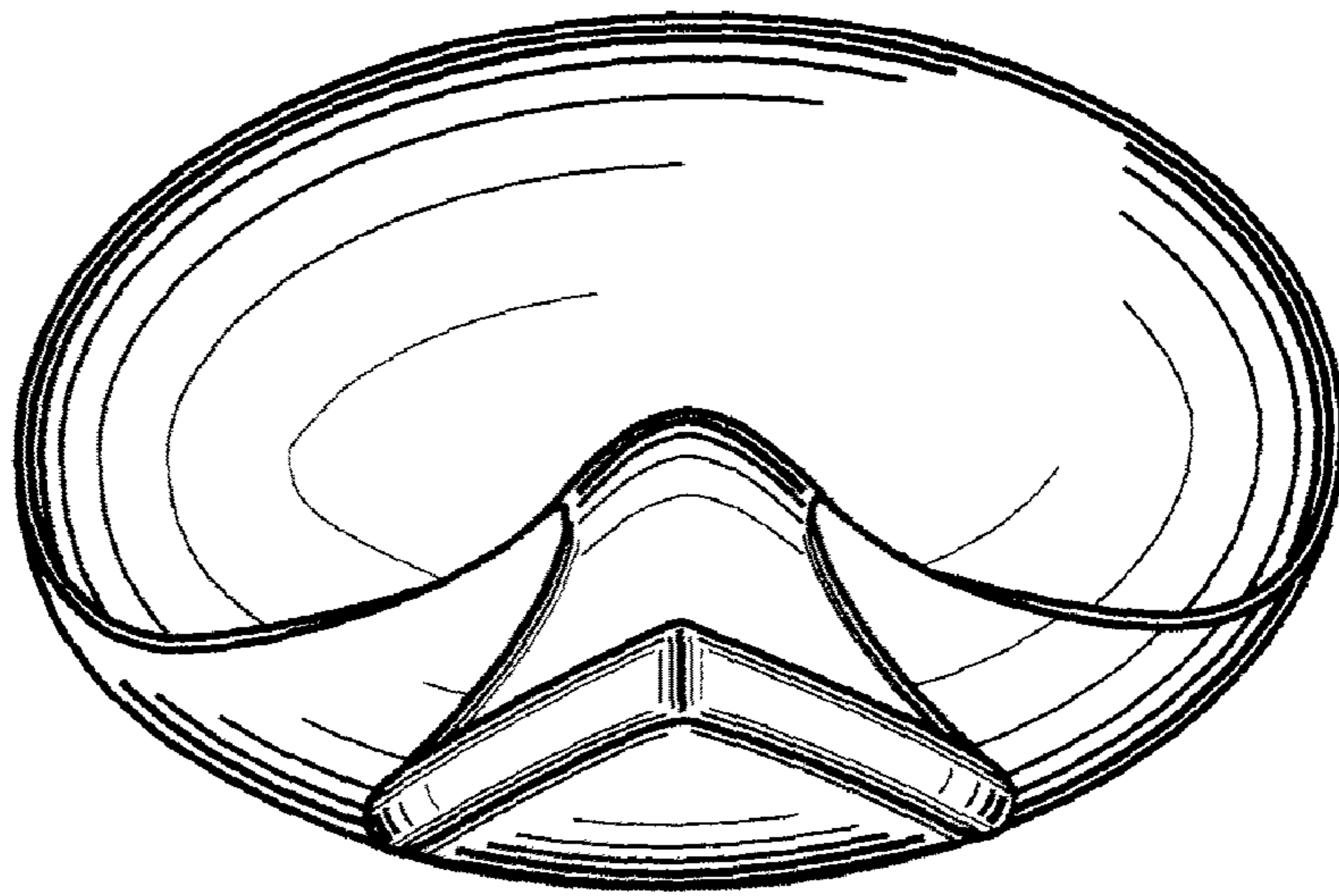
—FIG. 14



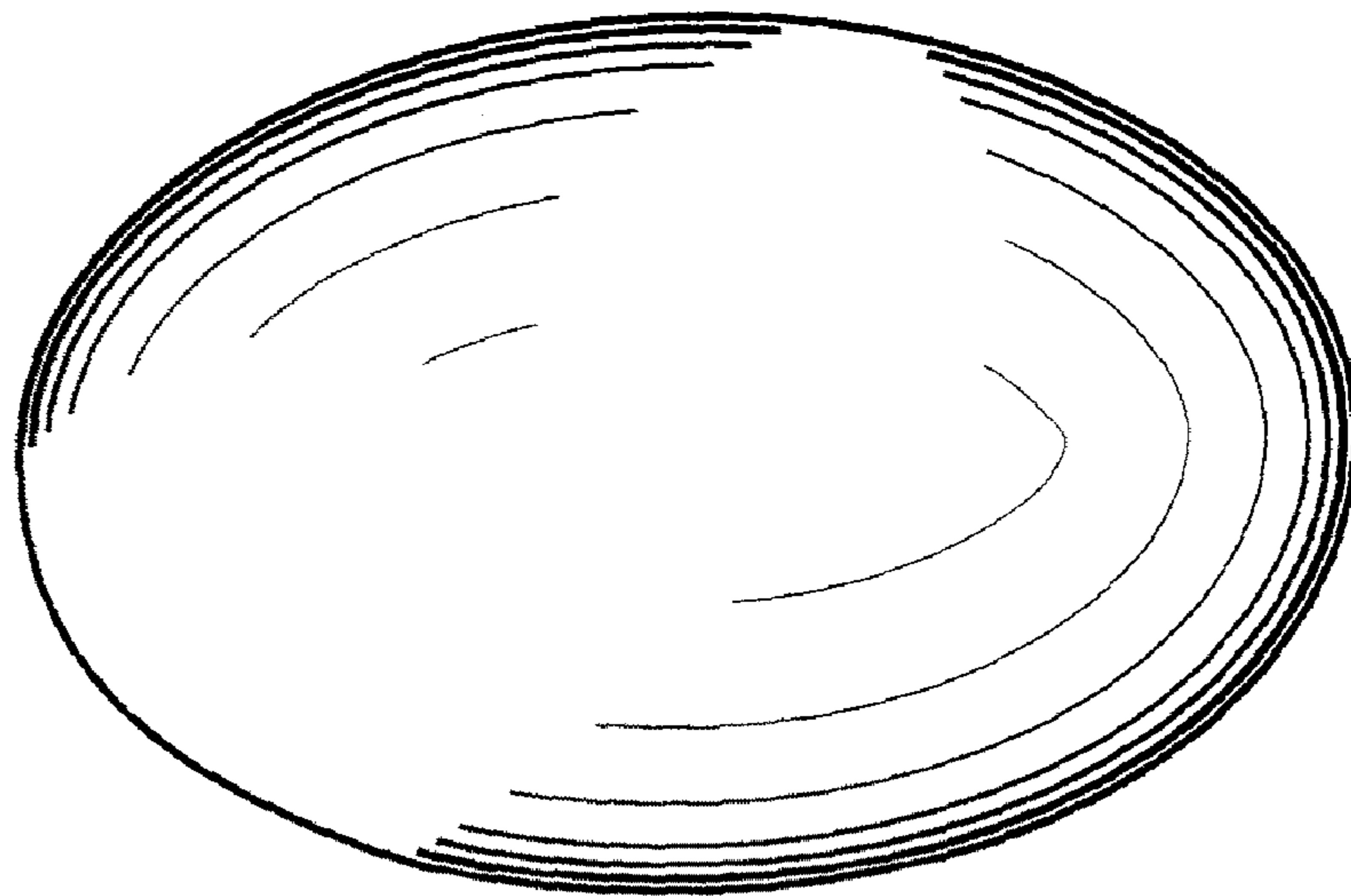
—FIG. 15



—FIG. 16



— FIG. 17



— FIG. 18