



US00D575996S

(12) **United States Design Patent**
de Bretton Gordon

(10) **Patent No.:** **US D575,996 S**

(45) **Date of Patent:** **** Sep. 2, 2008**

(54) **KITCHEN UTENSIL HOLDER**

D484,371 S * 12/2003 Tang et al. D7/679
D539,095 S * 3/2007 Snyder et al. D7/597

(75) Inventor: **Iain Paul de Bretton Gordon,**
Warwickshire (GB)

* cited by examiner

(73) Assignee: **Robert Welch Designs Limited,**
Chipping Camden, Gloucestershire
(GB)

Primary Examiner—Terry A Wallace
(74) *Attorney, Agent, or Firm*—MacMillan Sobanski & Todd,
LLC

(**) Term: **14 Years**

(57) **CLAIM**

(21) Appl. No.: **29/276,326**

The ornamental design for a kitchen utensil holder, as shown
and described.

(22) Filed: **Jan. 23, 2007**

DESCRIPTION

(30) **Foreign Application Priority Data**

Aug. 2, 2006 (EM) 000572540

FIG. 1 is an upper front perspective view of a kitchen utensil
holder showing my new design;

(51) **LOC (8) Cl.** **07-99**

(52) **U.S. Cl.** **D7/640**

FIG. 2 is a side elevational view thereof, and wherein all sides
thereof have the same appearance;

(58) **Field of Classification Search** D7/637-641,
D7/679, 591, 597, 598; 211/60.1, 70.1, 70.7,
211/70.6; 248/37.3, 37.6

FIG. 3 is a top view thereof;

See application file for complete search history.

FIG. 4 is an upper front perspective view of a kitchen utensil
holder showing a modified embodiment of my new design;

FIG. 5 is a side elevational view thereof, and wherein all sides
thereof have the same appearance; and,

(56) **References Cited**

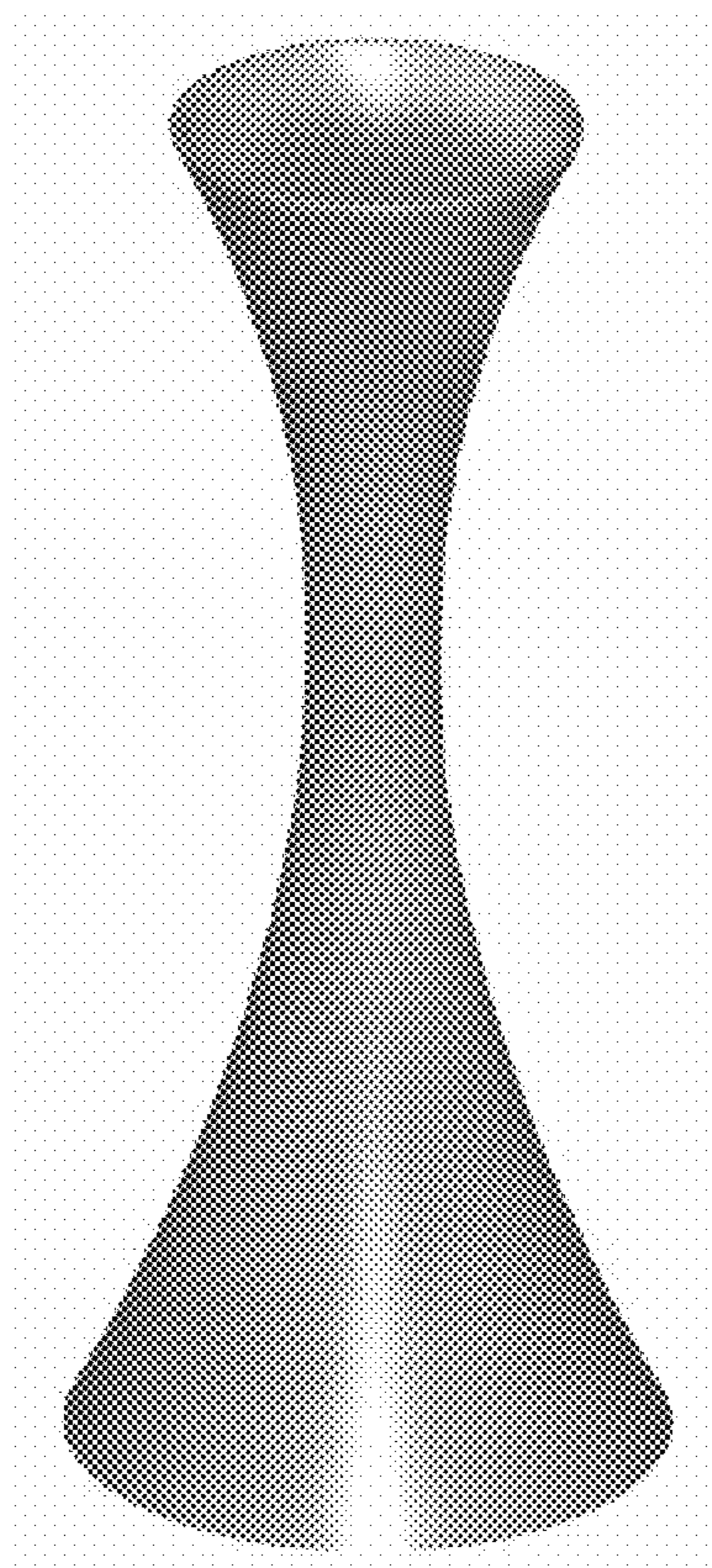
U.S. PATENT DOCUMENTS

D185,972 S * 8/1959 Latham D7/640
D375,023 S * 10/1996 Cohen et al. D7/641
D470,019 S * 2/2003 Law D7/641

FIG. 6 is a top view thereof.

The bottom views of both embodiments of the kitchen utensil
holder do not form a portion of the ornamental design.

1 Claim, 5 Drawing Sheets



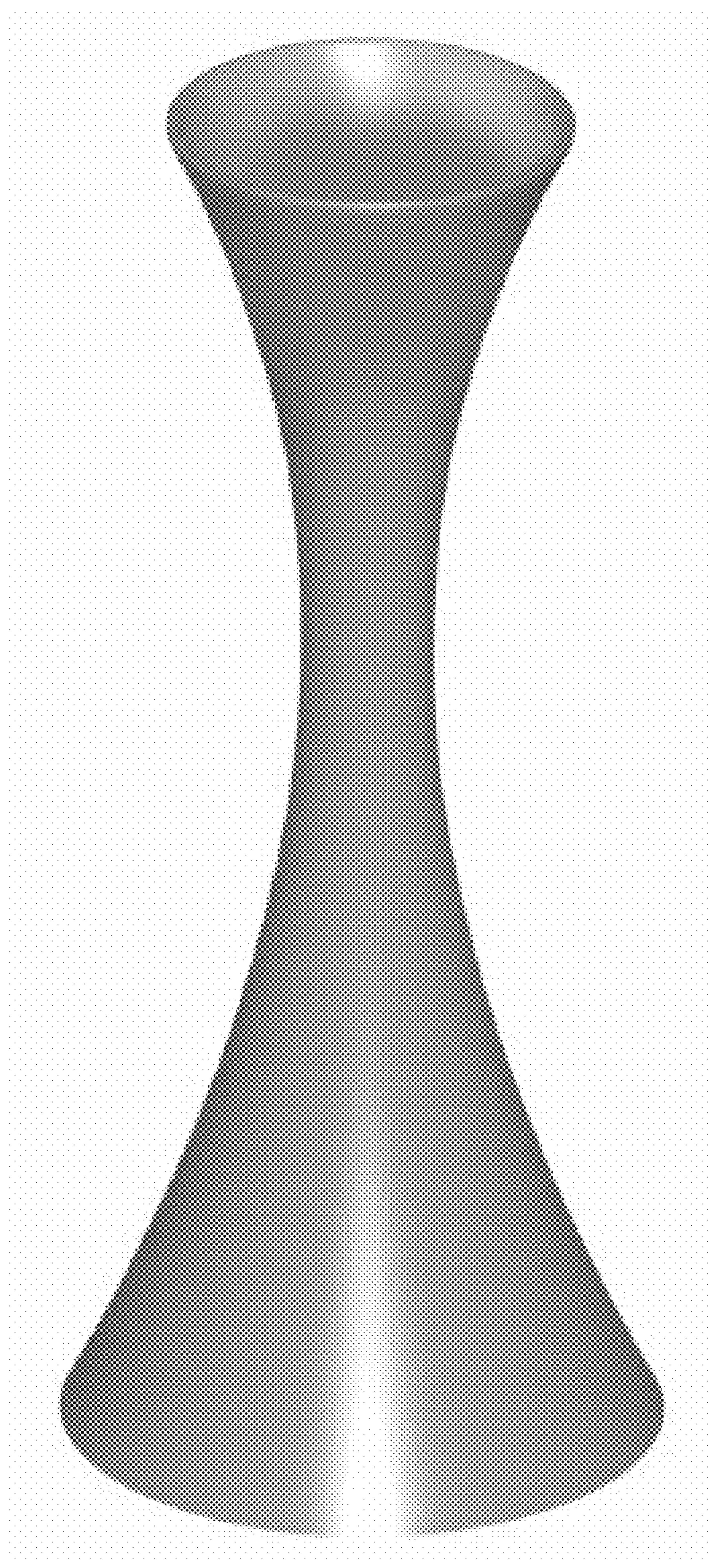


Fig. 1

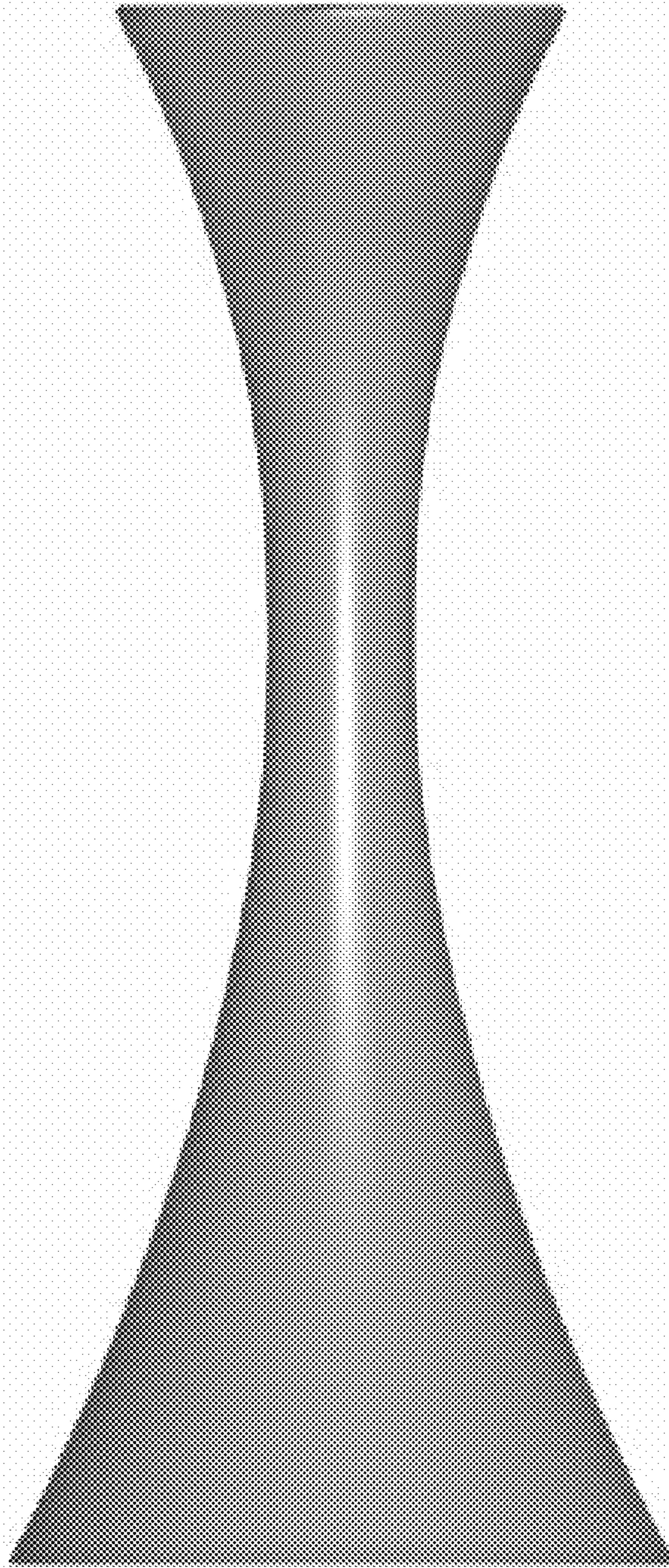


Fig. 2




Fig. 3




Fig. 6

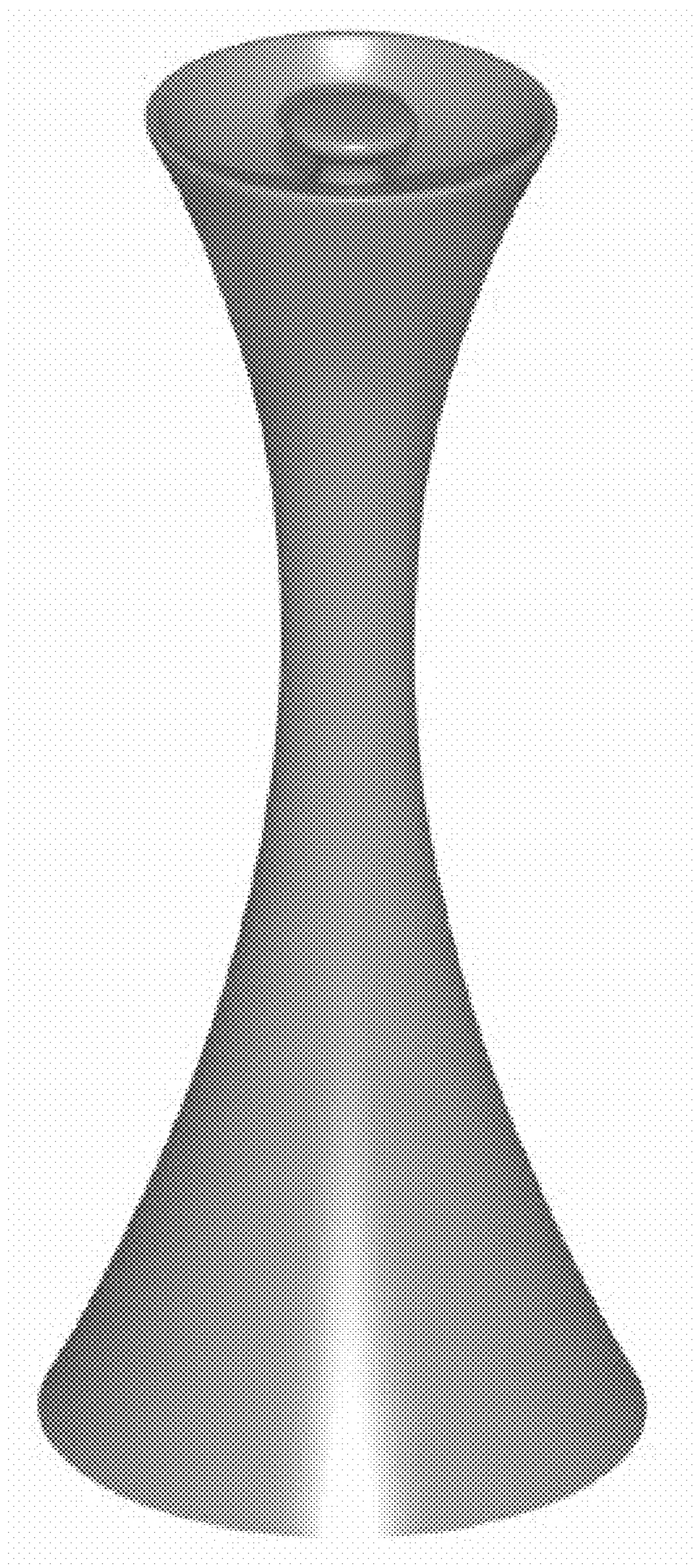


Fig. 4

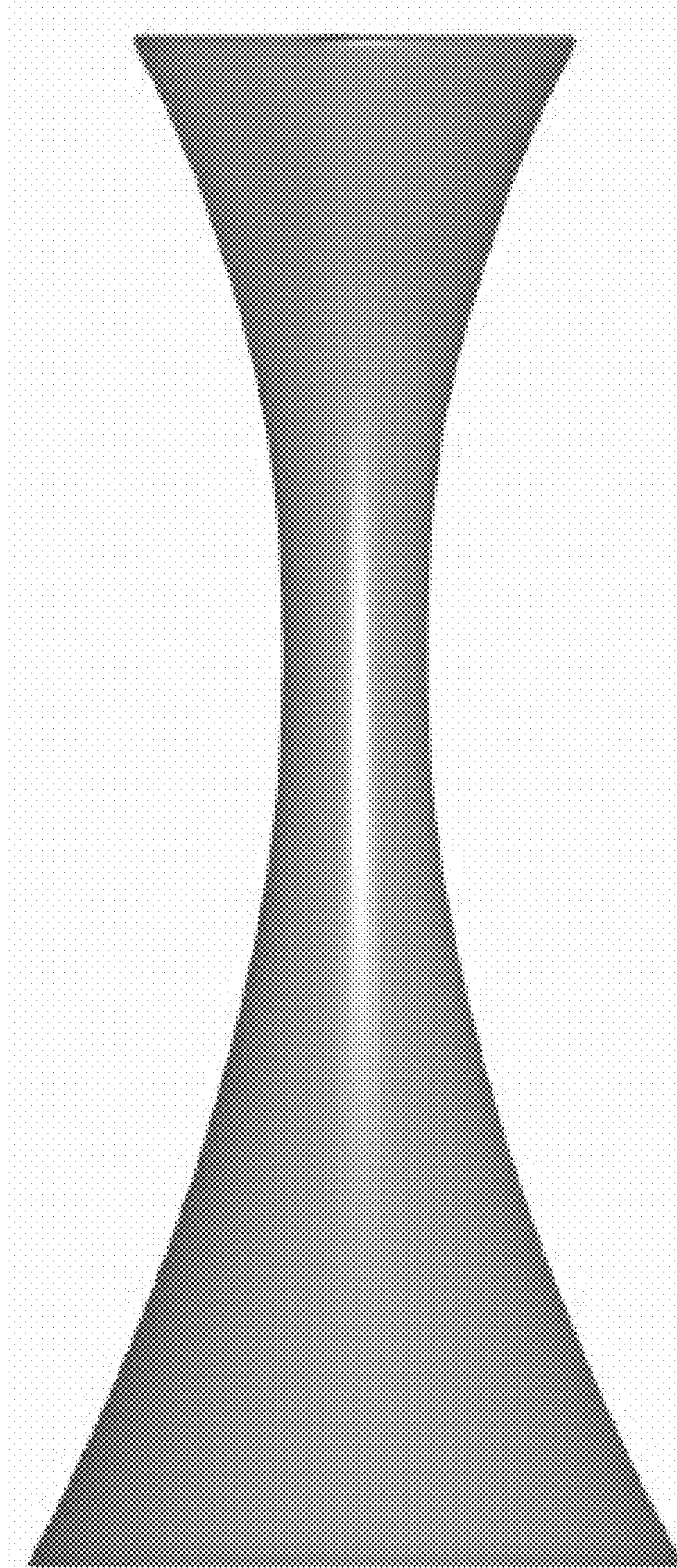


Fig. 5