



US00D575991S

(12) **United States Design Patent**  
**Schösser**

(10) **Patent No.:** **US D575,991 S**

(45) **Date of Patent:** **\*\* Sep. 2, 2008**

(54) **PLATE**

(75) Inventor: **Baldur Schösser**, Wadgassen (DE)

(73) Assignee: **Villeroy & Boch AG**, Mettlach (DE)

(\*\*) Term: **14 Years**

(21) Appl. No.: **29/285,534**

(22) Filed: **Mar. 30, 2007**

(30) **Foreign Application Priority Data**

Oct. 9, 2006 (DE) ..... 4 06 05 282

(51) **LOC (8) Cl.** ..... **07-01**

(52) **U.S. Cl.** ..... **D7/584; D7/586**

(58) **Field of Classification Search** ..... D7/550.1,  
D7/554.1, 566, 570, 584-588; 220/574,  
220/575

See application file for complete search history.

(56) **References Cited**

**U.S. PATENT DOCUMENTS**

D109,481 S \* 5/1938 Jackson ..... D7/354  
D227,751 S \* 7/1973 Gardner ..... D9/428  
D461,686 S \* 8/2002 Ping Liu ..... D7/584  
D496,223 S \* 9/2004 Clarichetti ..... D7/570

D510,843 S \* 10/2005 Vovan ..... D7/584  
D513,933 S \* 1/2006 Glander et al. .... D7/554.1  
D528,366 S \* 9/2006 Medard ..... D7/545  
D534,039 S \* 12/2006 Laib et al. .... D7/565  
D566,475 S \* 4/2008 Pancza ..... D7/584

\* cited by examiner

*Primary Examiner*—Charles A. Rademaker

*Assistant Examiner*—Anna J Burmeister

(74) *Attorney, Agent, or Firm*—Friedrich Kueffner

(57) **CLAIM**

The ornamental design for a plate, as shown and described.

**DESCRIPTION**

FIG. 1 is a top plan view of a plate, showing my new design;

FIG. 2 is a bottom plan view thereof;

FIG. 3 is top, front elevational view thereof;

FIG. 4 is a front elevational view thereof;


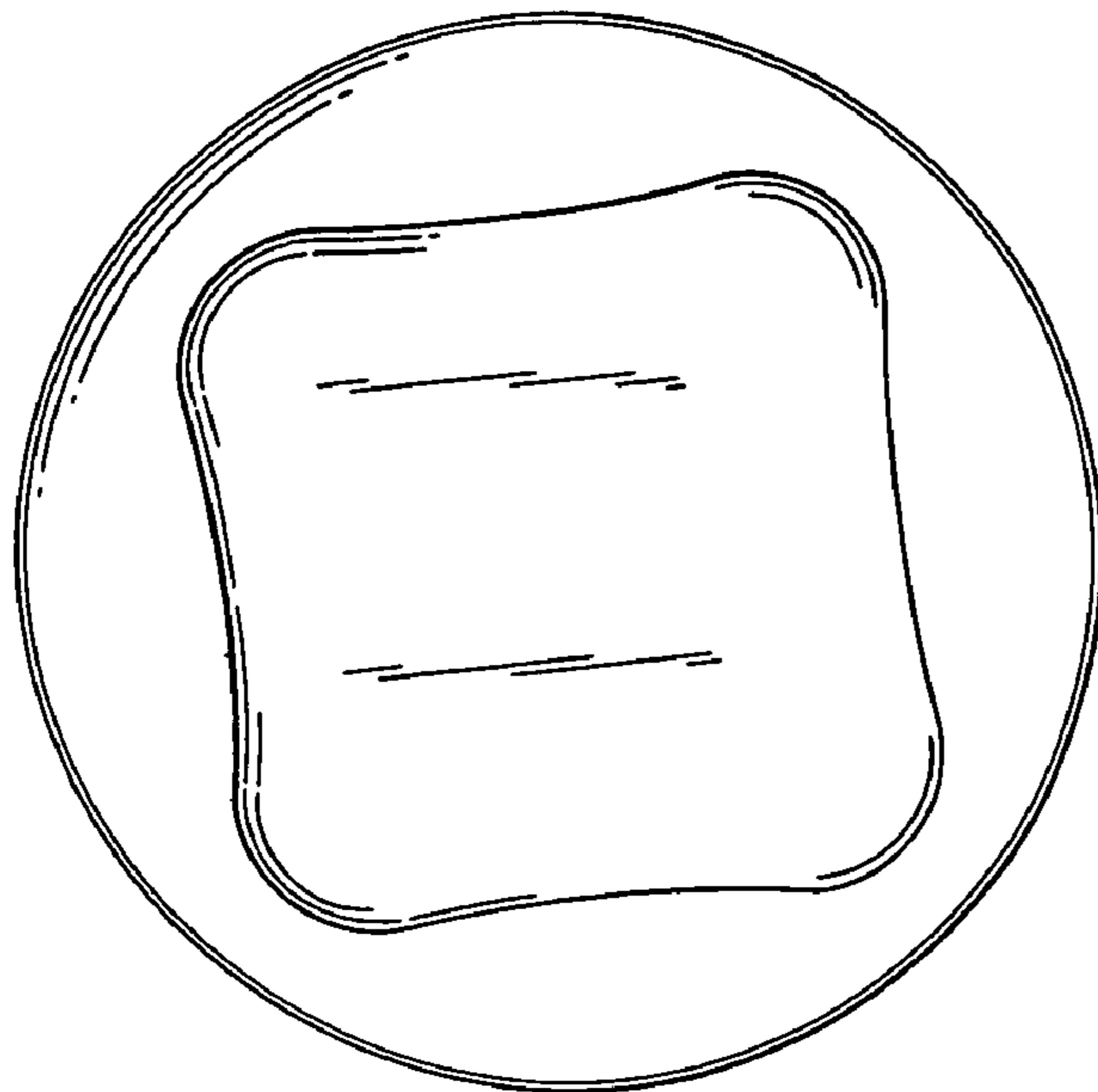
FIG. 5 is a rear elevational view thereof;

FIG. 6 is a right side elevational view thereof; and,

FIG. 7 is a left side elevational view thereof.

The broken lines shown in the drawings are for illustrative purposes only and form no part of the claimed design.

**1 Claim, 2 Drawing Sheets**



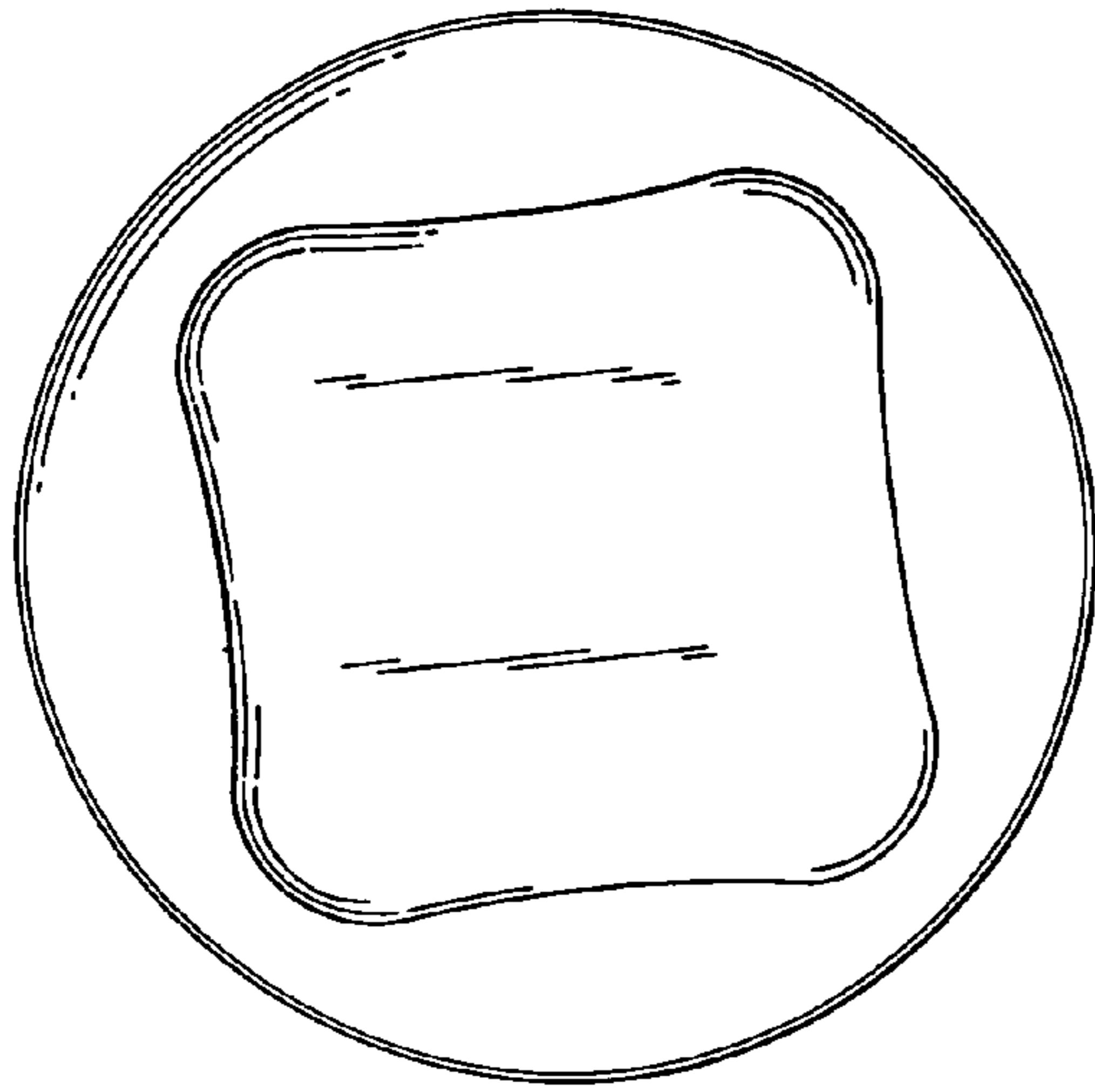


FIG. 1

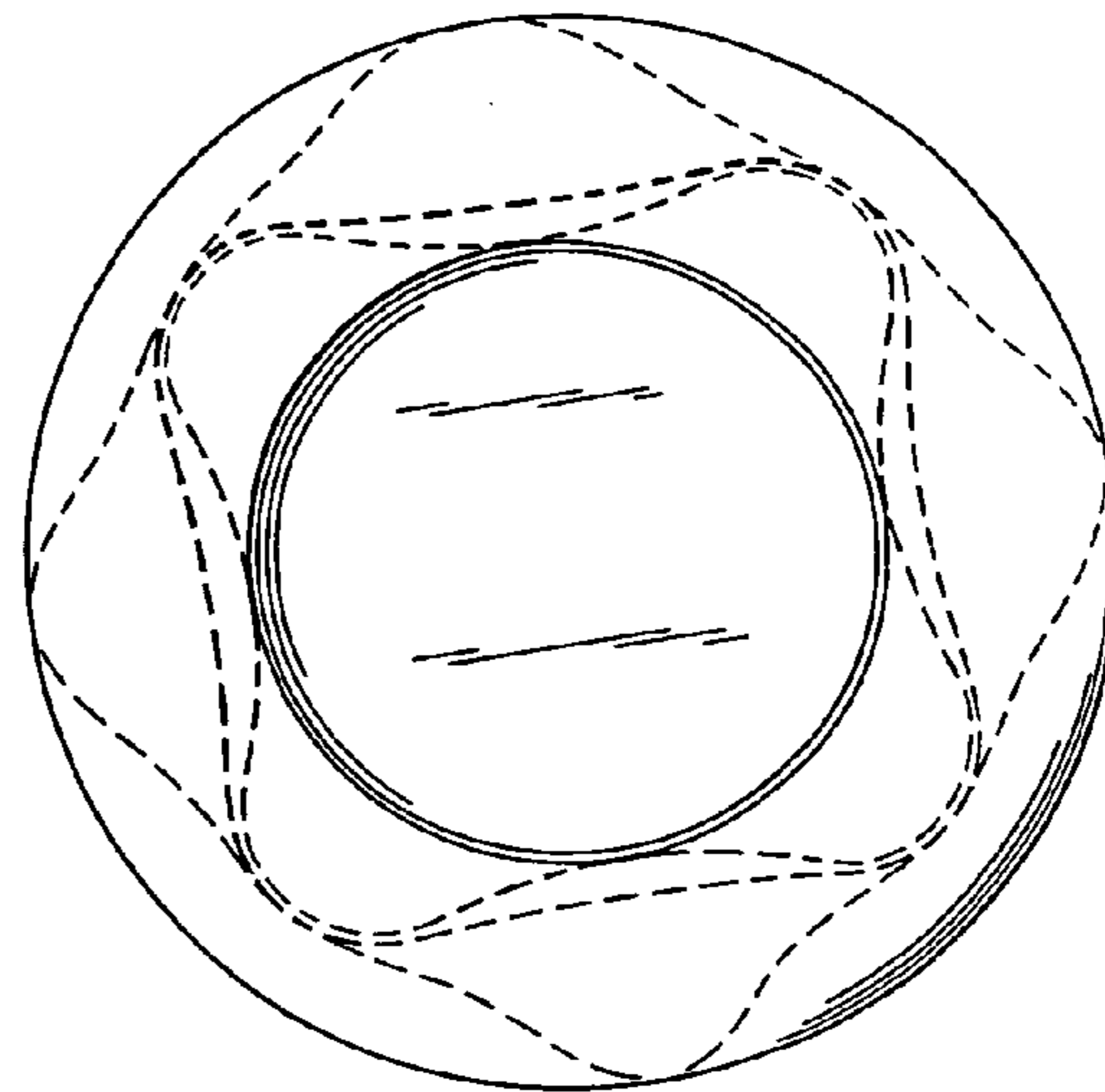


FIG. 2



FIG. 3




FIG. 4




FIG. 5




FIG. 6




FIG. 7