



US00D575990S

(12) **United States Design Patent**
Altiner et al.

(10) **Patent No.:** **US D575,990 S**
(45) **Date of Patent:** **** Sep. 2, 2008**

(54) **PLATE**

(75) Inventors: **Ayse Beril Altiner**, Chicago, IL (US);
Diane Reinicke, Oskosh, WI (US);
Ayberk Abayhan, Lake Bluff, IL (US)

(73) Assignee: **Solo Cup Operating Corporation**,
Highland Park, IL (US)

(**) Term: **14 Years**

(21) Appl. No.: **29/265,147**

(22) Filed: **Aug. 24, 2006**

(51) **LOC (8) Cl.** **07-01**

(52) **U.S. Cl.** **D7/566; D7/570**

(58) **Field of Classification Search** D7/354,
D7/500, 520, 543, 545, 550.1, 554.2, 554.4,
D7/560, 565, 566-568, 570, 584-587, 601,
D7/602, 608, 551.1, 571; D9/600, 643, 758,
D9/773, 776; D23/201; 131/240.1; 206/457,
206/557; 220/571, 573.1, 657, 658, 915.1;
99/339

See application file for complete search history.

(56) **References Cited**

U.S. PATENT DOCUMENTS

D021,683 S	7/1892	Haviland	
D25,515 S	5/1896	Haviland	
D033,072 S	8/1900	Haviland	
D034,130 S	2/1901	Vogt	
D036,466 S	7/1903	Meakin	
D036,816 S	2/1904	Maddock	
D048,340 S	12/1915	Ketcher	
D070,392 S	6/1926	Thompson	
D085,123 S	9/1931	Smith	
D089,500 S	3/1933	Yuma	
D091,399 S	1/1934	Poppenhauser	
D092,458 S	6/1934	Forman	
D101,983 S *	11/1936	Duncan et al.	D7/565
D104,343 S *	5/1937	Duncan et al.	D7/565
D111,077 S	8/1938	L'Anglais	
D116,733 S	9/1939	Bedford et al.	
D131,023 S	1/1942	Kupper	

D131,250 S *	1/1942	Uhrmann	D7/566
D179,012 S	10/1956	Kimble	
D180,261 S	5/1957	Arbeit	
D244,247 S	5/1977	Jensen	
D271,651 S *	12/1983	Knutson	D7/570
D271,835 S	12/1983	Knutson	
D278,588 S	4/1985	Knutson	
D319,682 S *	9/1991	Sharp et al.	D23/201
D320,533 S	10/1991	Zielinski et al.	
D335,758 S *	5/1993	Stickle	D1/122
D376,292 S	12/1996	Unger	
D404,614 S *	1/1999	Indekeu	D7/588
D413,487 S *	9/1999	Vitali	D7/505
D416,174 S *	11/1999	Judge	D7/546
D434,277 S	11/2000	Martel	
D450,218 S	11/2001	Liu et al.	
D454,279 S	3/2002	Mandil	

(Continued)

OTHER PUBLICATIONS

Image of Home brand ceramic plate.

Primary Examiner—Philip Hyder

Assistant Examiner—Cynthia Underwood

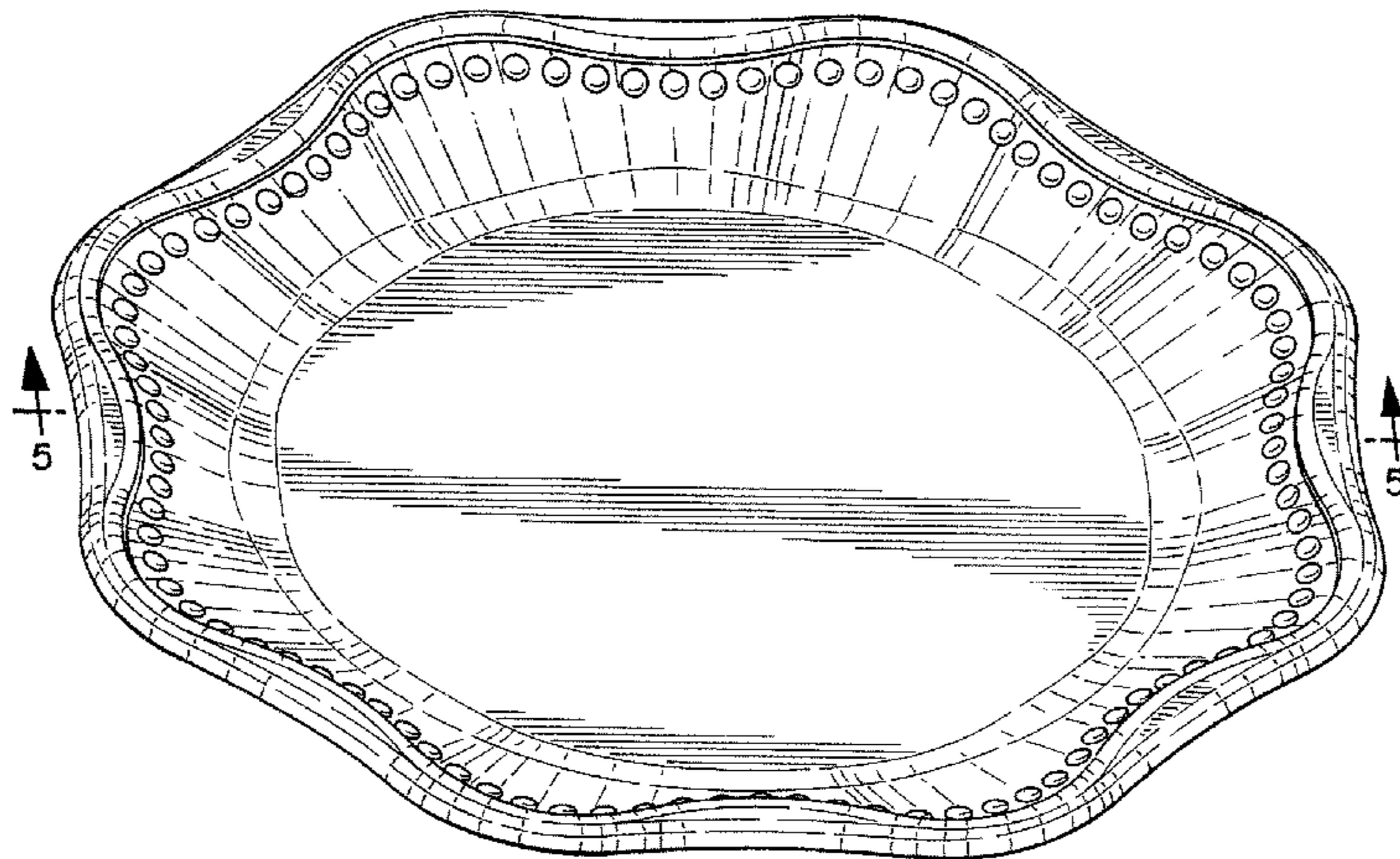
(57) **CLAIM**

We claim the ornamental design for a plate, as shown and described.

DESCRIPTION

FIG. 1 is a perspective view of the plate;
FIG. 2 is a side view of the plate of FIG. 1;
FIG. 3 is a top plan view of the plate of FIG. 1;
FIG. 4 is a bottom plan view of the plate of FIG. 1; and,
FIG. 5 is a cross section view of the plate of FIG. 1 along lines
5—5 of FIG. 1.

1 Claim, 3 Drawing Sheets



US D575,990 S

Page 2

U.S. PATENT DOCUMENTS

D472,769 S	4/2003	Mandil		D518,682 S	4/2006	Hayes et al.	
D495,563 S *	9/2004	Winde-Liu	D7/566	D519,317 S	4/2006	Hayes et al.	
D496,223 S *	9/2004	Clarichetti	D7/570	D520,303 S	5/2006	Hayes et al.	
D501,762 S	2/2005	Wolhendler		D520,812 S	5/2006	Hayes et al.	
D508,824 S	8/2005	Vendl et al.		D520,815 S	5/2006	Scherer	
D513,683 S	1/2006	Hayes et al.		D521,807 S	5/2006	Dolgonos	
D514,880 S	2/2006	Hayes et al.		D523,287 S	6/2006	Hayes et al.	
D517,863 S	3/2006	Hayes et al.		D524,100 S	7/2006	Hayes et al.	
D518,334 S	4/2006	Wolhendler		D528,366 S *	9/2006	Medard	D7/545
				7,201,358 B2 *	4/2007	Nichols et al.	249/115

* cited by examiner

FIG. 1

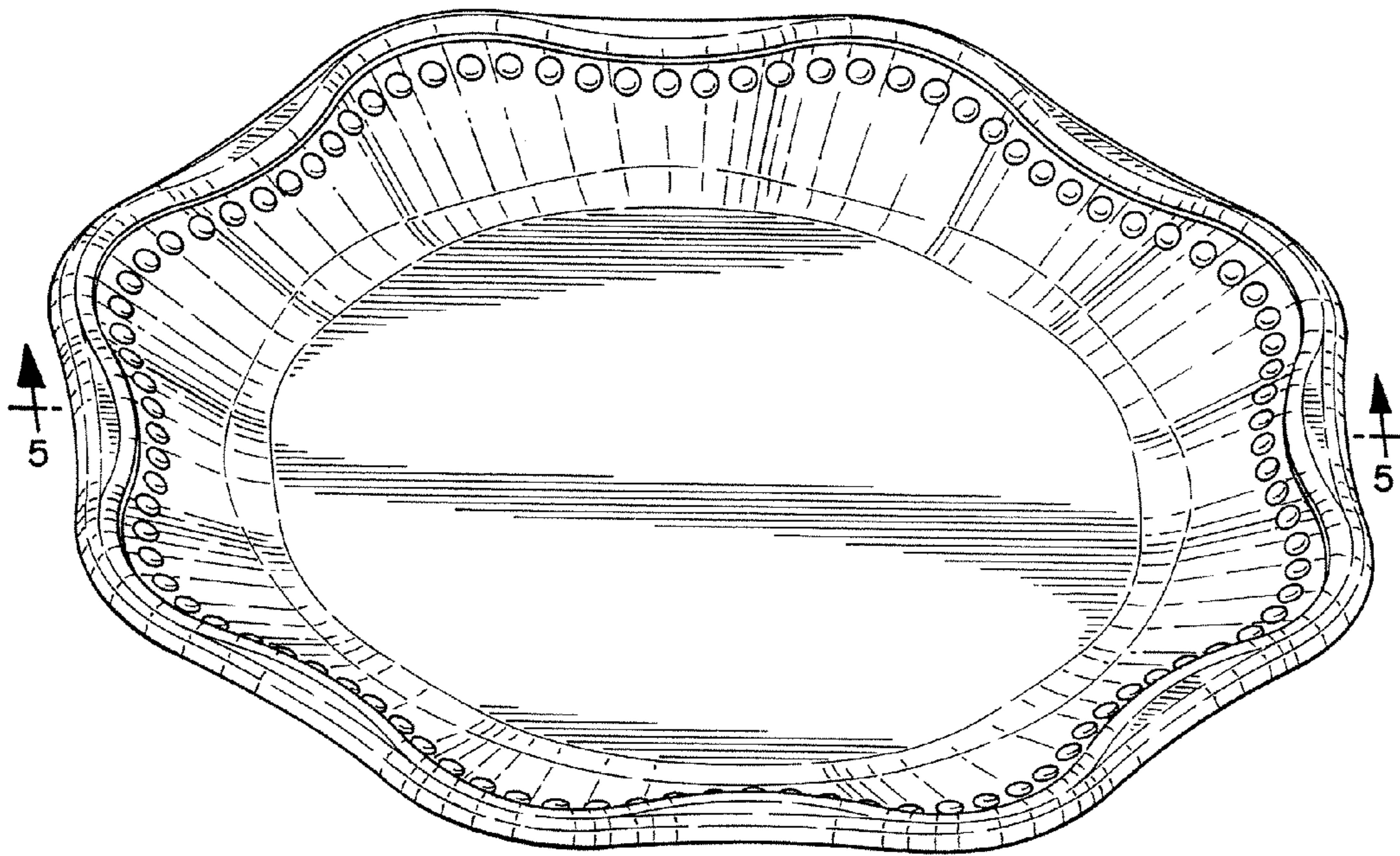


FIG. 2



FIG. 3




FIG. 4




FIG. 5

