



US00D575976S

(12) **United States Design Patent**  
**Miller**

(10) **Patent No.:** **US D575,976 S**  
(45) **Date of Patent:** **\*\* Sep. 2, 2008**

(54) **BANQUET CHAIR COVER**

(75) Inventor: **Brenda Kay Miller**, Jersey Shore, PA  
(US)

(73) Assignee: **Sure Fit, Inc.**, Allentown, PA (US)

(\*\*) Term: **14 Years**

(21) Appl. No.: **29/293,803**

(22) Filed: **Dec. 11, 2007**

(51) **LOC (8) Cl.** ..... **06-13**

(52) **U.S. Cl.** ..... **D6/611**

(58) **Field of Classification Search** ..... D6/611,  
D6/610, 616, 615, 334, 370, 374, 380, 502;  
297/288.1, 228.11, 229, 219.12, 220, 224;  
5/653

See application file for complete search history.

(56) **References Cited**

**U.S. PATENT DOCUMENTS**

D303,473 S *	9/1989	Sheinman	.....	D6/611
D331,521 S	12/1992	Kelldorf		
D399,087 S *	10/1998	Vaia	.....	D6/610
D416,430 S *	11/1999	Di Genova	.....	D6/611
D419,025 S *	1/2000	Lindberg	.....	D6/611
D421,544 S *	3/2000	Thomas-Scruggs	.....	D6/611
D448,231 S *	9/2001	Coblentz	.....	D6/611
D465,688 S *	11/2002	Hetherington	.....	D6/611
D473,090 S	4/2003	Trucchi		
6,736,453 B2	5/2004	Chambers et al.		
D491,406 S *	6/2004	Nilsen	.....	D6/611
D491,761 S *	6/2004	Nilsen	.....	D6/611
D504,271 S *	4/2005	Springer	.....	D6/611
D507,144 S *	7/2005	Springer	.....	D6/611
7,011,367 B2	3/2006	Riley		
7,080,883 B1	7/2006	Custer		

D532,641 S *	11/2006	Springer	.....	D6/611
7,240,964 B2	7/2007	Riley		
D553,894 S *	10/2007	Springer	.....	D6/611
2002/0195845 A1	12/2002	Southwick		

\* cited by examiner

*Primary Examiner*—Louis S Zarfaz  
*Assistant Examiner*—David G Muller  
(74) *Attorney, Agent, or Firm*—Darby & Darby

(57) **CLAIM**

The ornamental design for a banquet chair cover, as shown and described.

**DESCRIPTION**

FIG. 1 is a first perspective view of my new design for a banquet chair cover, including the top, front and right sides; FIG. 2 is a front elevational view of the banquet chair cover of FIG. 1;

FIG. 3 is a top plan view of the banquet chair cover of FIG. 1; FIG. 4 is a left side elevational view of the banquet chair cover of FIG. 1;

FIG. 5 is a rear elevational view of the banquet chair cover of FIG. 1;

FIG. 6 is a bottom view of the banquet chair cover of FIG. 1; and,

FIG. 7 is a perspective view of the banquet chair cover of FIG. 1, loosely spread over the top surface of a banquet chair, including the top, front and left sides.

The features shown in broken lines in FIGS. 6 and 7 depict environmental subject matter only and form no part of the claimed design.

**1 Claim, 7 Drawing Sheets**

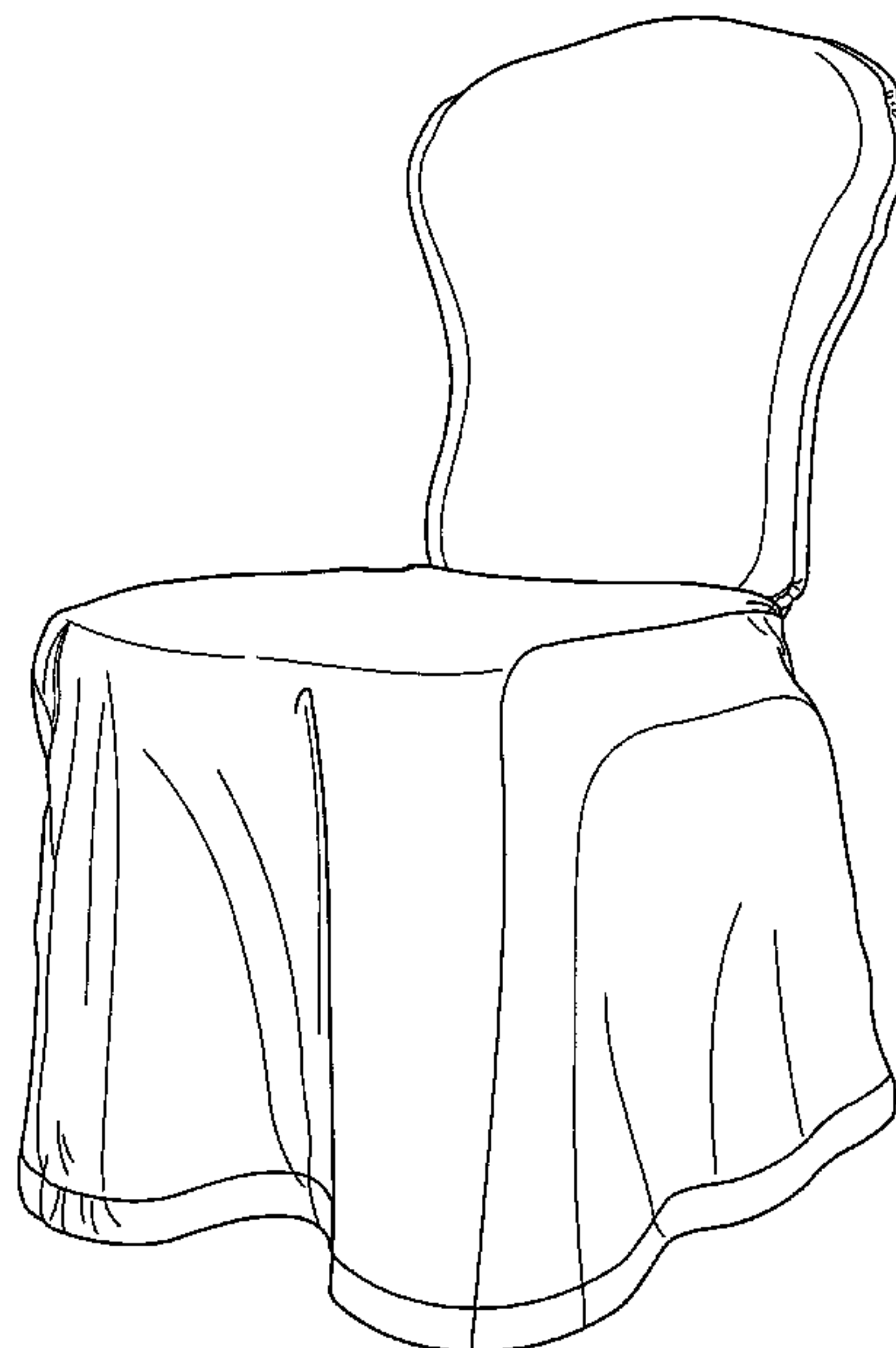


Fig. 1




Fig. 2

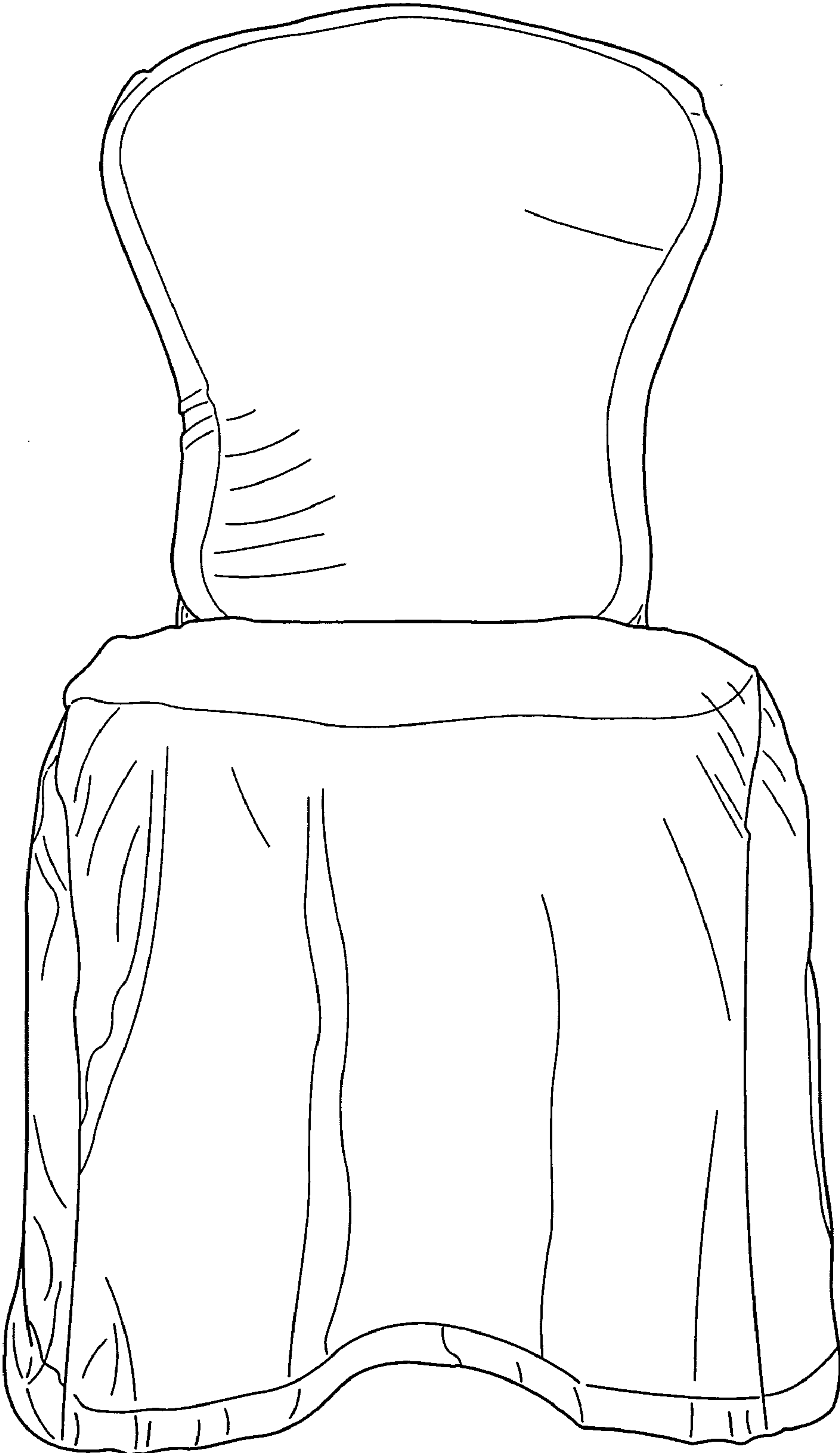


Fig. 3

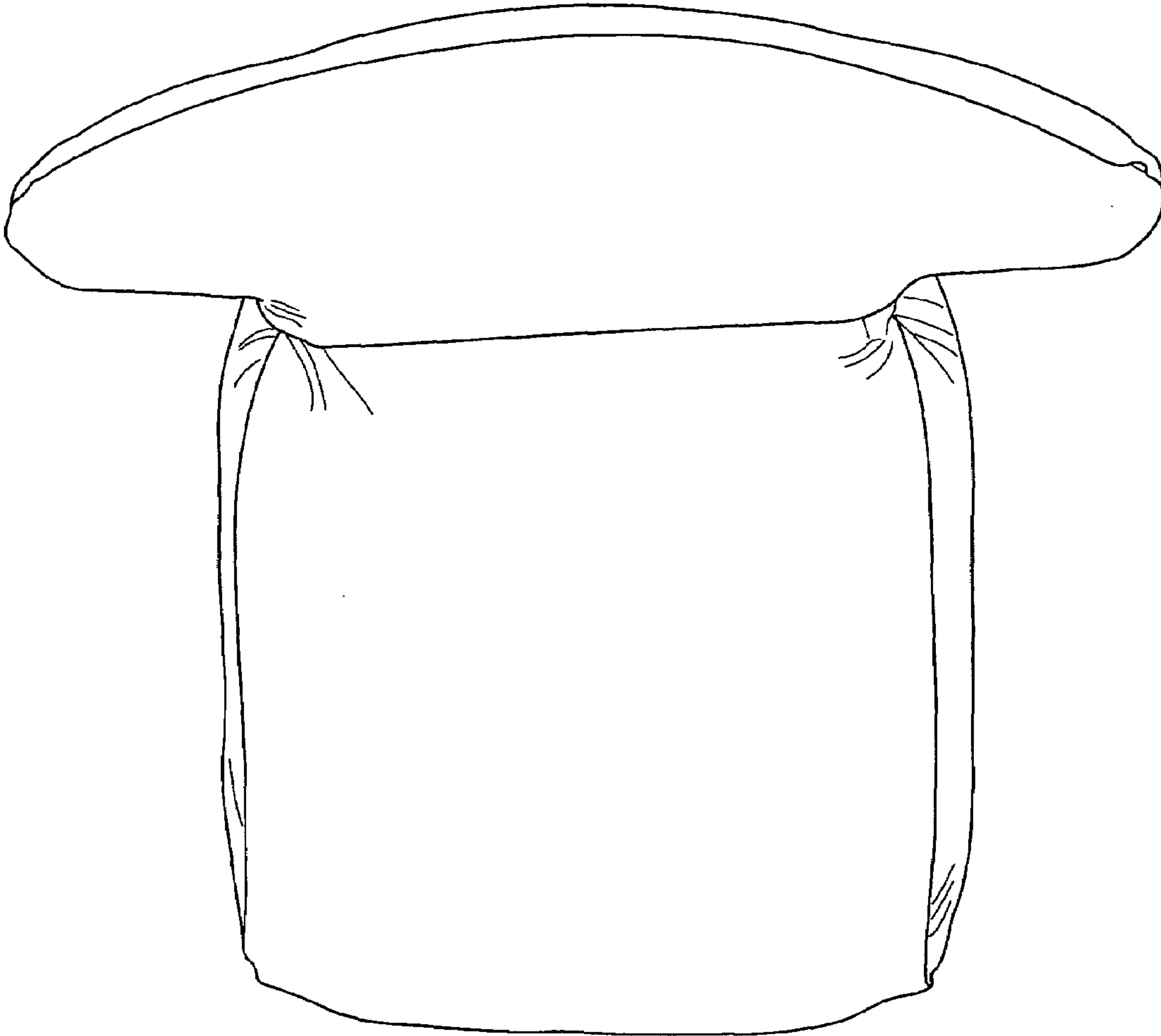


Fig. 4

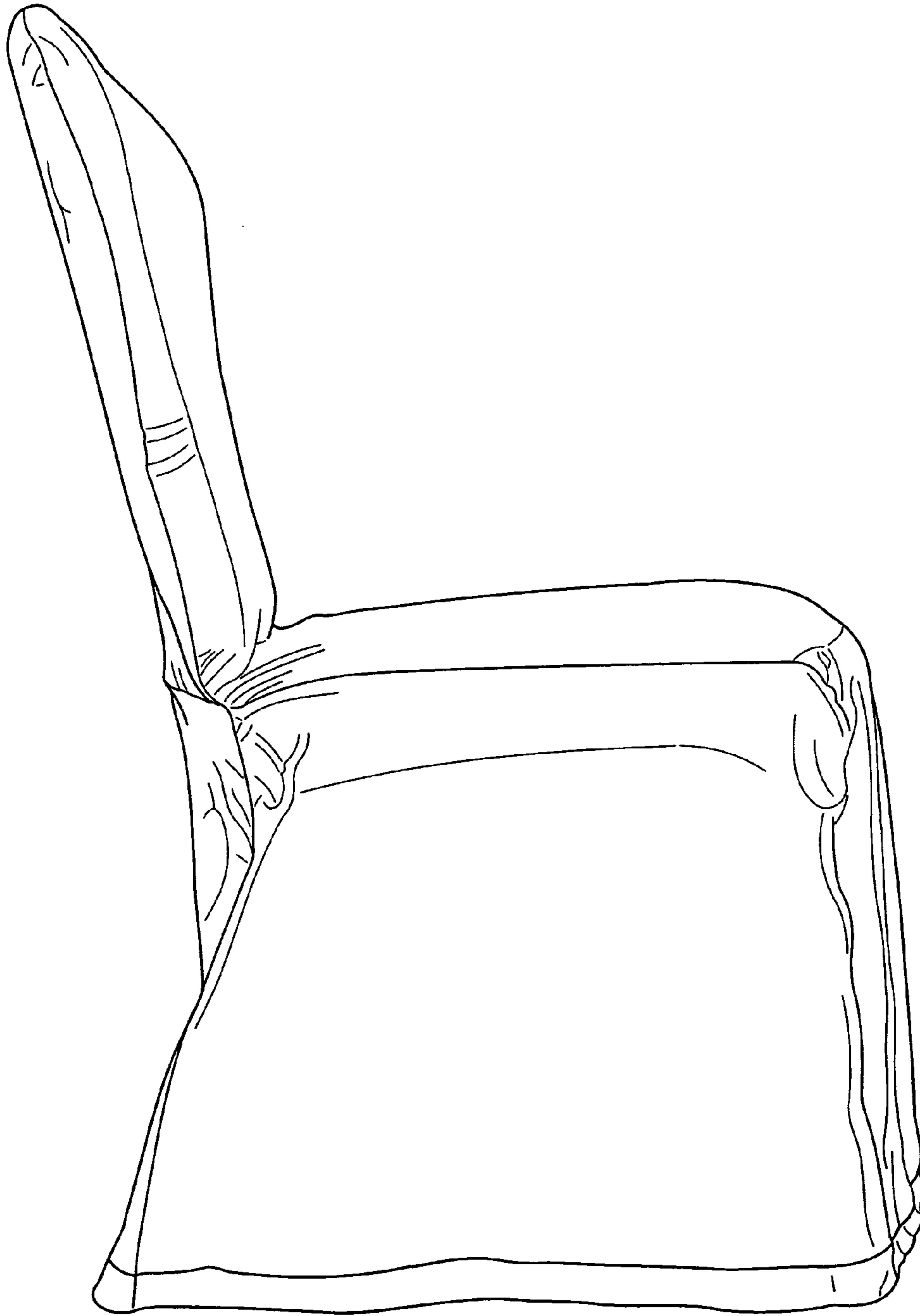


Fig. 5

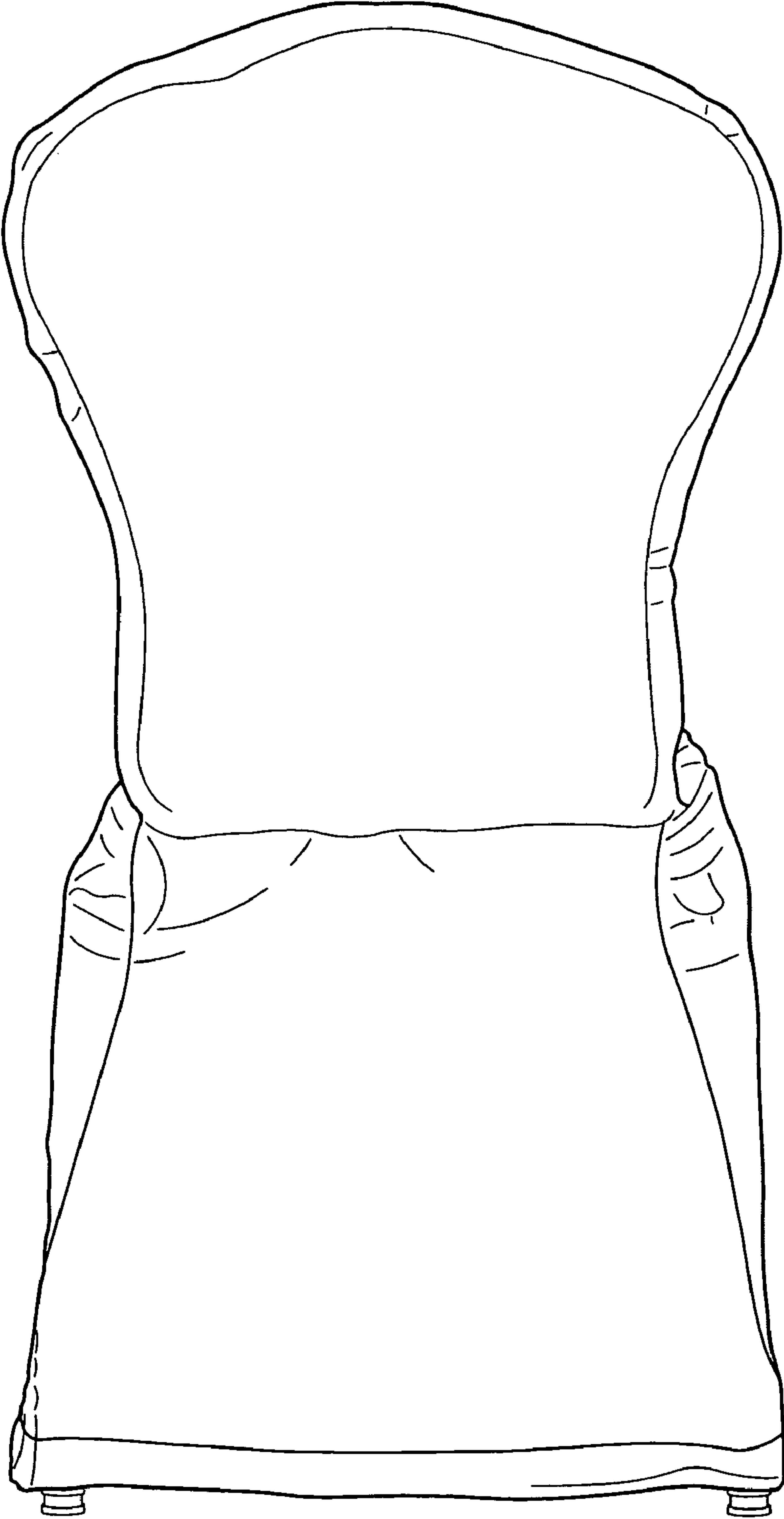


Fig. 6

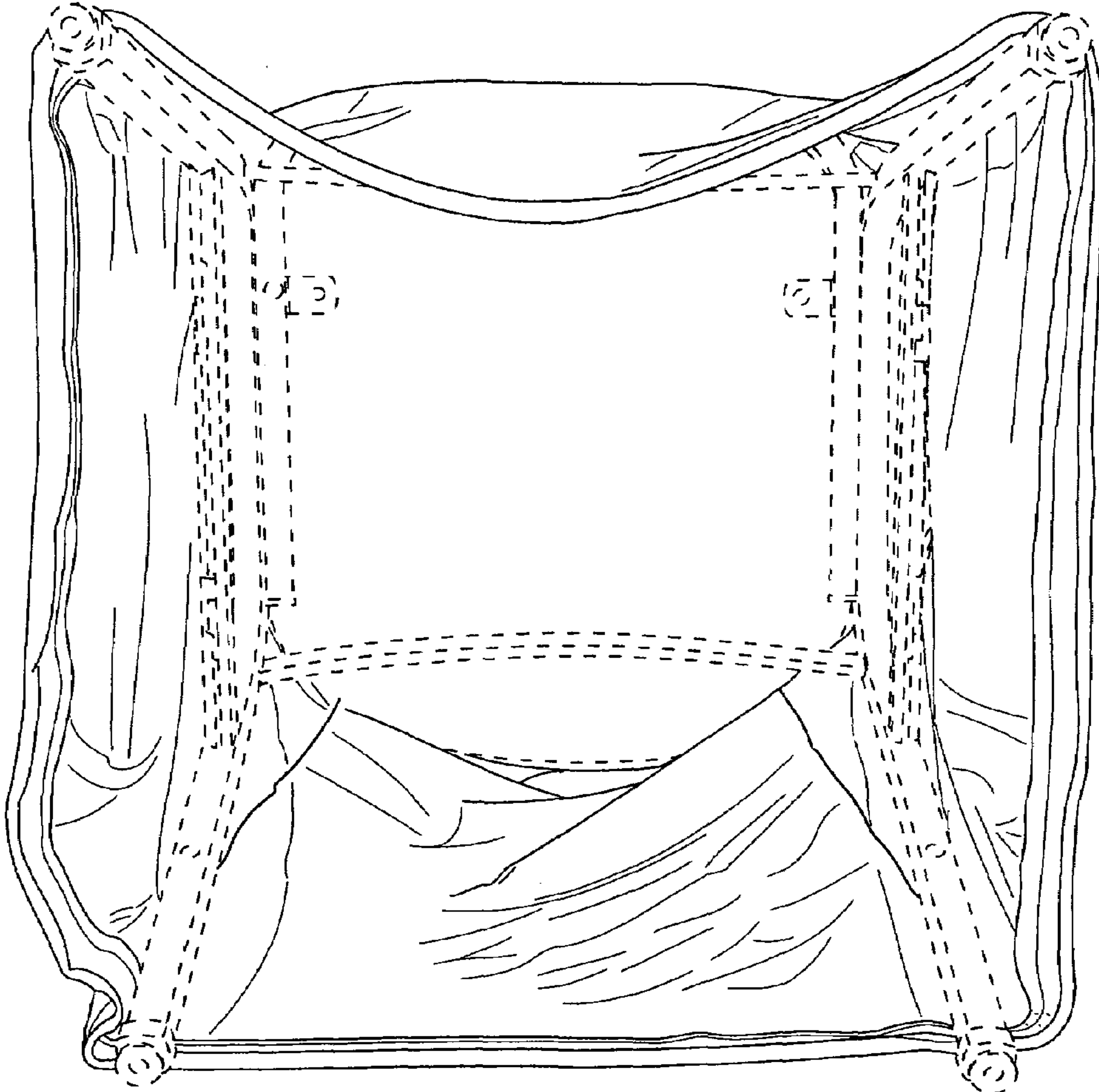




Fig. 7

