



US00D575961S

(12) **United States Design Patent**  
**Kreiss**

(10) **Patent No.:** **US D575,961 S**  
(45) **Date of Patent:** **\*\* Sep. 2, 2008**

(54) **CHAIR**

(75) Inventor: **Michael Kreiss**, San Diego, CA (US)

(73) Assignee: **Kreiss Enterprises, Inc.**, San Diego, CA (US)

(\*\*) Term: **14 Years**

(21) Appl. No.: **29/247,096**

(22) Filed: **Aug. 14, 2006**

(51) **LOC (8) Cl.** ..... **06-01**

(52) **U.S. Cl.** ..... **D6/381**

(58) **Field of Classification Search** ..... D6/334,  
D6/335, 361, 367, 369, 370, 371, 372, 374,  
D6/375, 381, 491, 500-502; 297/445.1,  
297/446.1, 118, 119, 232, 233, 440.1, 440.14,  
297/440.15; 5/12.1, 12.2

See application file for complete search history.

(56) **References Cited**

**U.S. PATENT DOCUMENTS**

D373,257 S *	9/1996	Hutton	.....	D6/381
D379,269 S *	5/1997	Hutton	.....	D6/334
D421,853 S *	3/2000	Black	.....	D6/369
D428,723 S *	8/2000	Wistehuff, Sr.	.....	D6/369
D431,117 S *	9/2000	Hutton	.....	D6/334
D431,118 S *	9/2000	Hutton	.....	D6/334
D431,119 S *	9/2000	Hutton	.....	D6/369
D455,276 S *	4/2002	Hutton	.....	D6/334

D465,341 S *	11/2002	Hutton	.....	D6/334
D522,257 S *	6/2006	Denton	.....	D6/334
D536,541 S *	2/2007	Kreiss	.....	D6/334
D553,369 S *	10/2007	Ko	.....	D6/334
D560,076 S *	1/2008	Moser	.....	D6/381
D562,021 S *	2/2008	Smith et al.	.....	D6/381
D572,492 S *	7/2008	Mainville	.....	D6/334

\* cited by examiner

*Primary Examiner*—Sandra Snapp

(74) *Attorney, Agent, or Firm*—Kleinberg & Lerner, LLP;  
Marvin H. Kleinberg

(57) **CLAIM**

The ornamental design for a chair, as shown and described.

**DESCRIPTION**

FIG. 1 is a front perspective view of the chair of the present invention;

FIG. 2 is a front view of the chair of FIG. 1

FIG. 3 is a side view of the chair of FIG. 1;

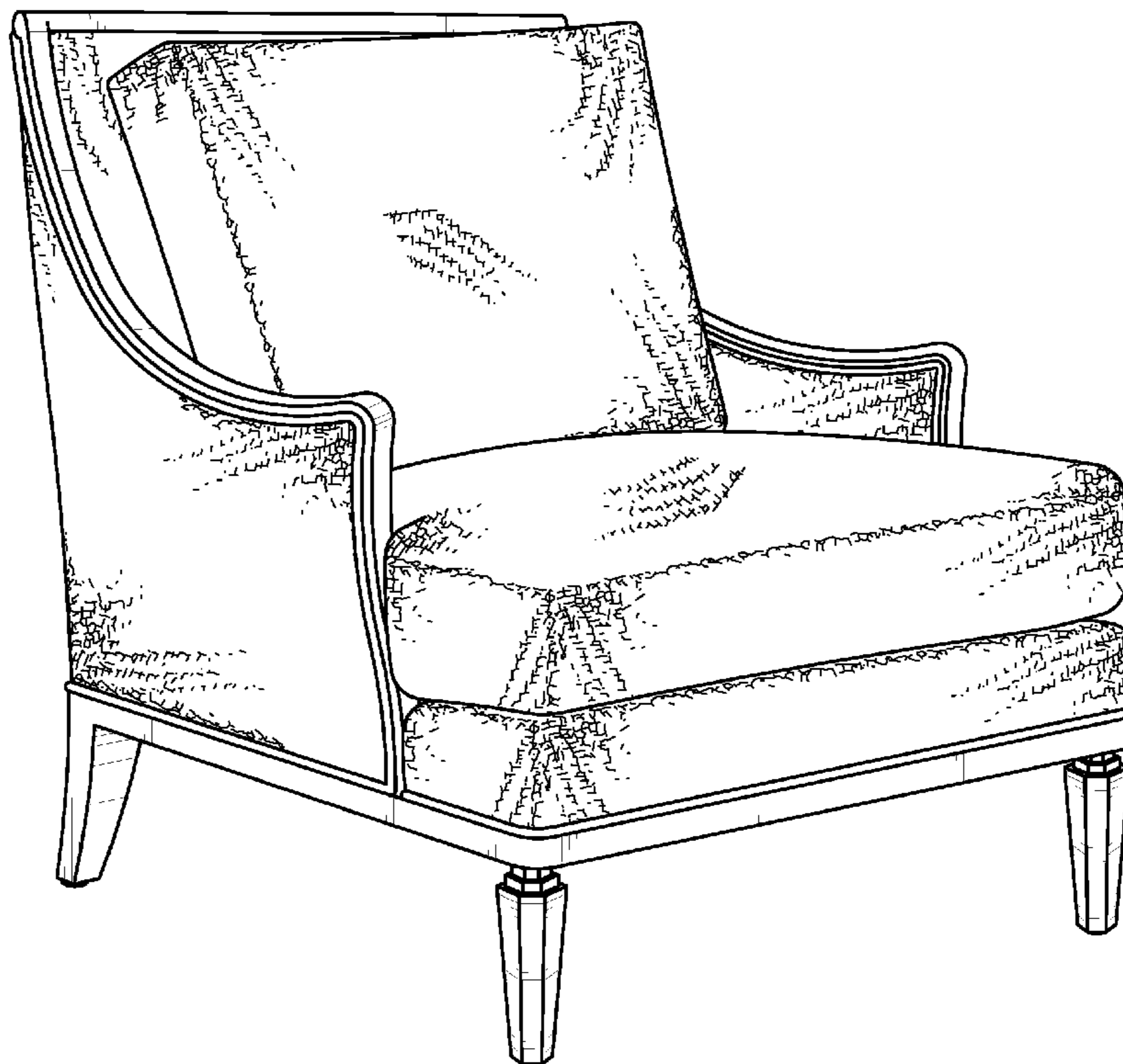
FIG. 4 is a top view of the chair of FIG. 1;

FIG. 5 is a rear view of the chair of FIG. 1; and,

FIG. 6 is a bottom view of the chair of FIG. 1.

The chair of the present invention is symmetrical about a longitudinal axis and the left and right side views are identical.

**1 Claim, 4 Drawing Sheets**



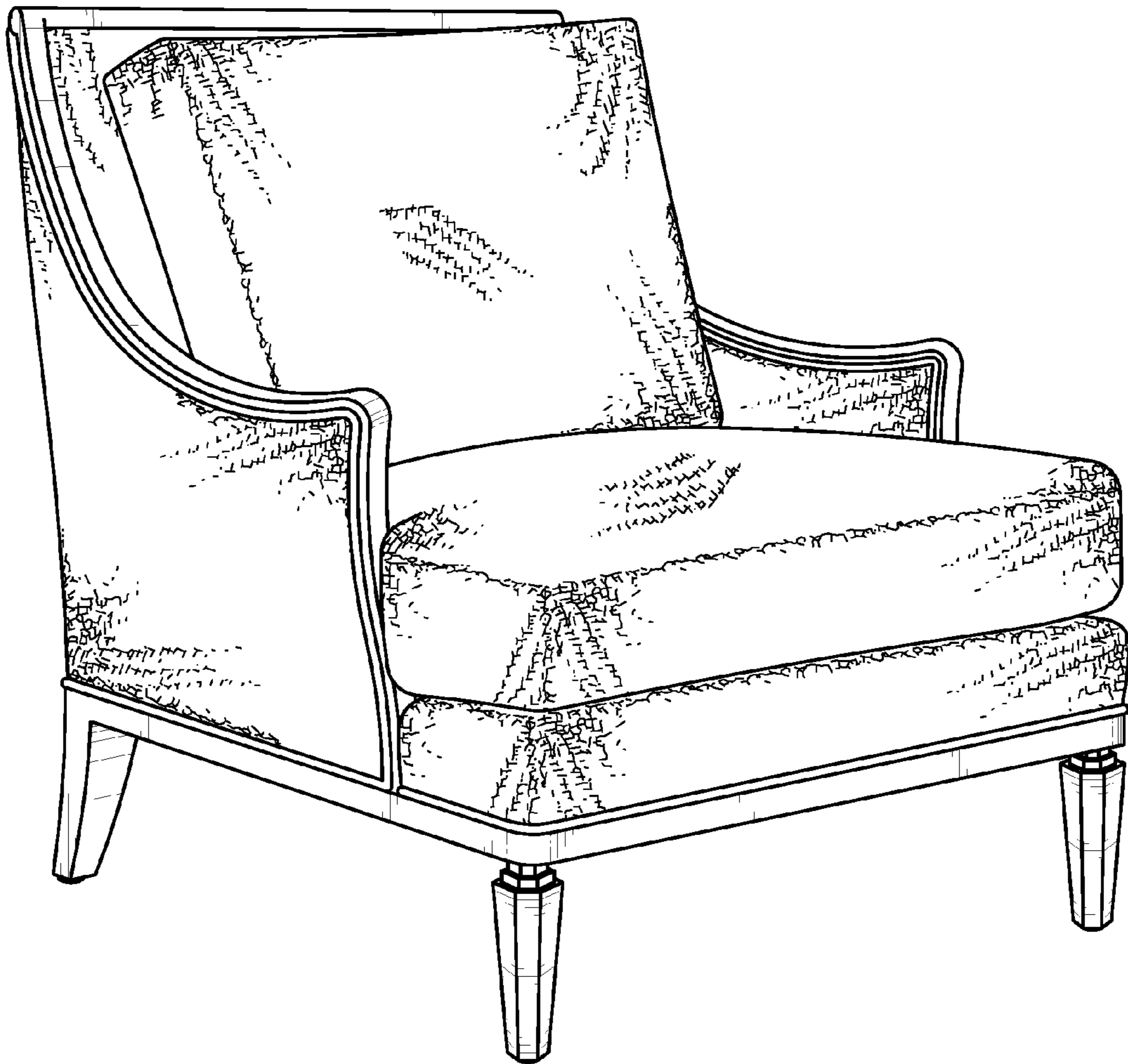


FIG. 1




FIG. 2

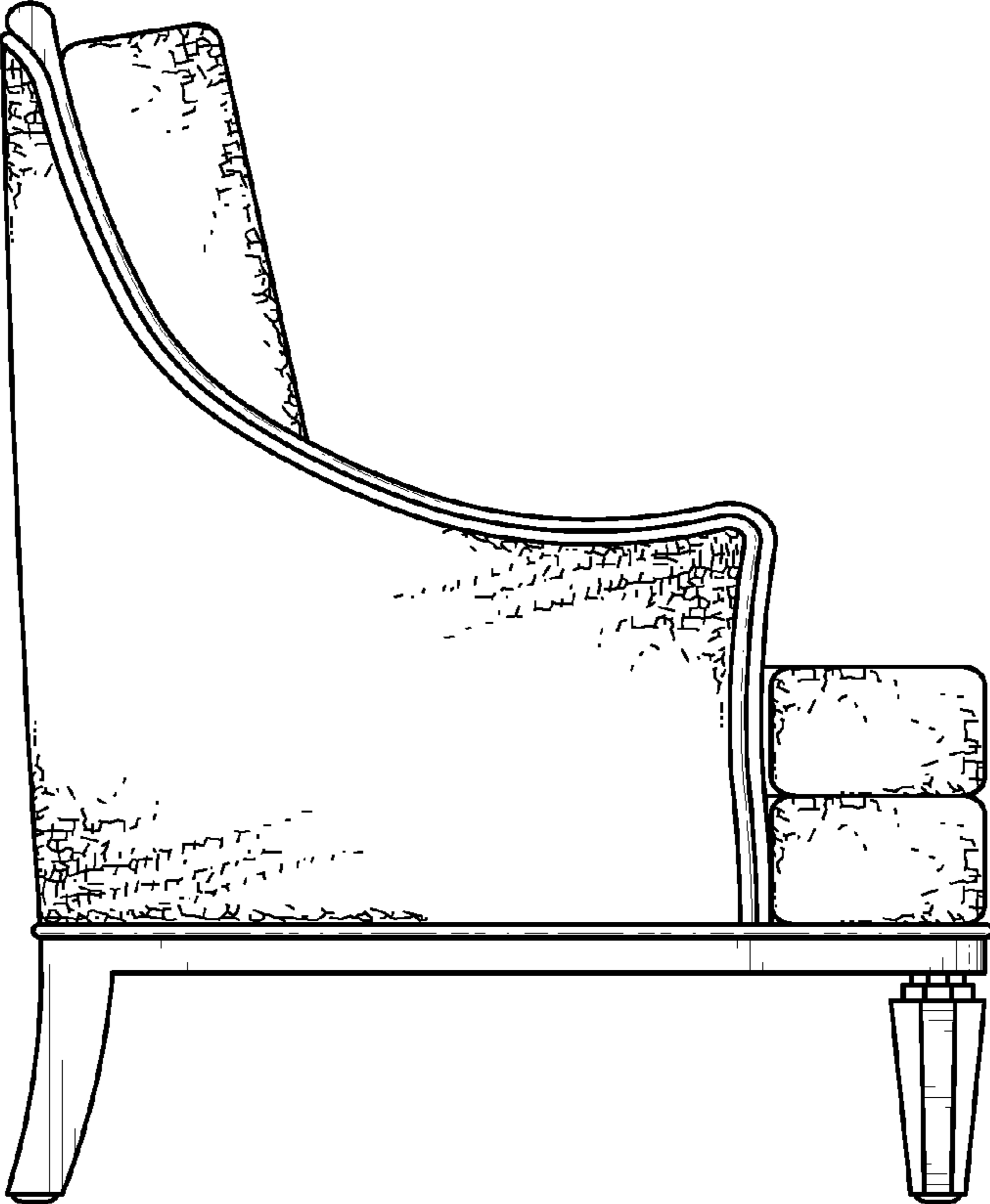


FIG. 3





FIG. 4

FIG. 5



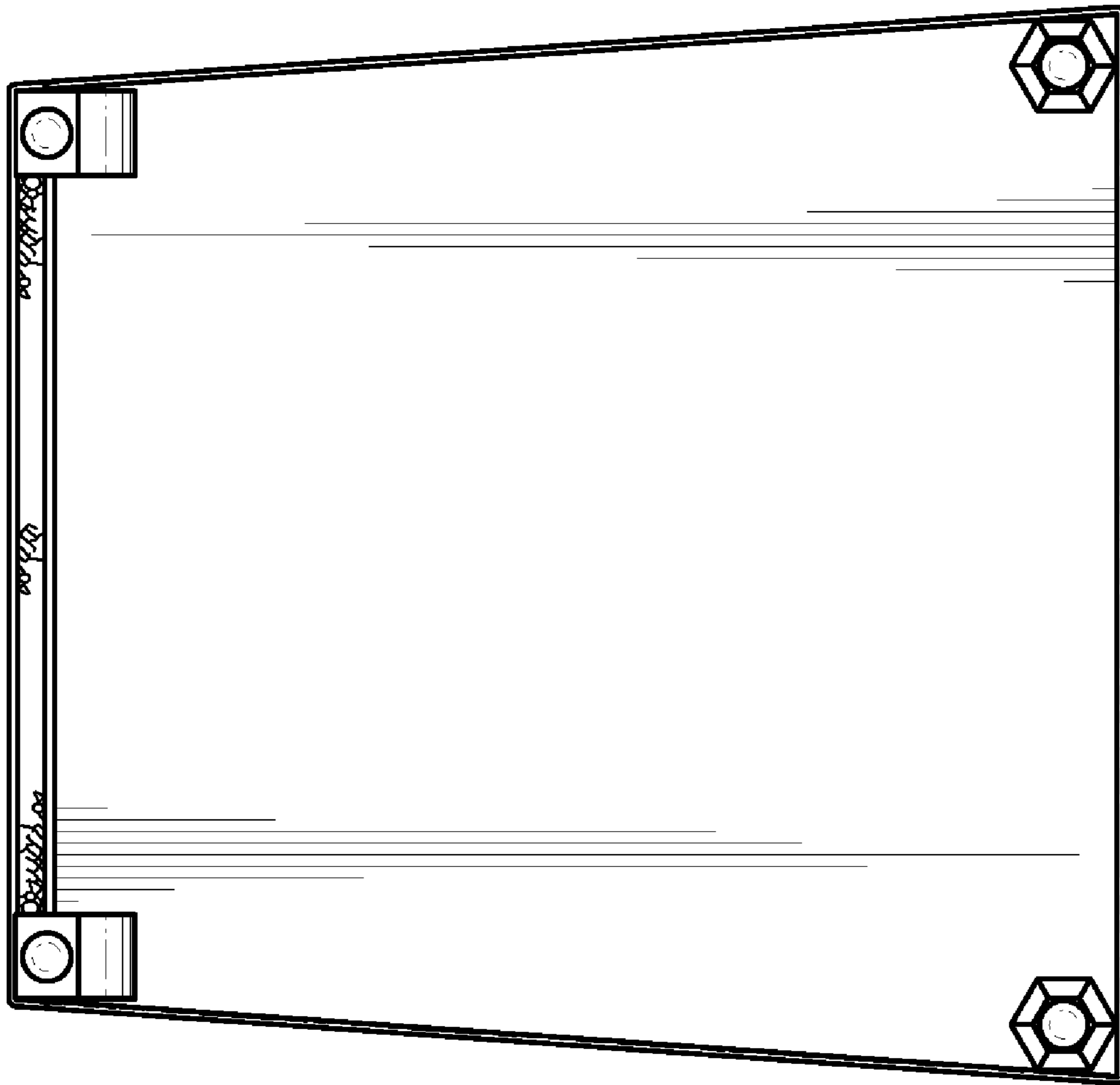


FIG. 6