



US00D575957S

(12) **United States Design Patent**  
**Scicluna et al.**

(10) **Patent No.:** **US D575,957 S**

(45) **Date of Patent:** **\*\* Sep. 2, 2008**

(54) **COMBINED WHEEL AND SKID FOR AN ARTICLE OF LUGGAGE**

D487,348 S \* 3/2004 Fenton et al. .... D3/318  
D491,365 S \* 6/2004 Proot ..... D3/318  
D513,560 S \* 1/2006 Neumann ..... D3/318  
D520,240 S \* 5/2006 Karl ..... D3/318

(75) Inventors: **Paul Victor Scicluna**, Penndel, PA (US);  
**Timm John Fenton**, Califon, NJ (US);  
**Peter Chang-Lin Wu**, Piscataway, NJ (US)

\* cited by examiner

*Primary Examiner*—Holly H Baynham

(74) *Attorney, Agent, or Firm*—Charles E. Baxley

(73) Assignee: **Tumi, Inc.**, South Plainfield, NJ (US)

(57) **CLAIM**

(\*\*) Term: **14 Years**

We claim the ornamental design of the combined wheel and skid for an article of luggage, as shown and described.

(21) Appl. No.: **29/270,136**

**DESCRIPTION**

(22) Filed: **Dec. 15, 2006**

FIG. 1 is a downward, frontward, rightward prospective view of the combined wheel and skid for an article of luggage according to our design. The broken lines, showing an article of luggage, are for illustrative purposes only and form no part of the claimed design;

(51) **LOC (8) Cl.** ..... **03-01**

(52) **U.S. Cl.** ..... **D3/318**

(58) **Field of Classification Search** ..... D3/318,  
D3/321-322; D8/375; D34/23, 12; 190/18 A,  
190/24, 37

FIG. 2 is an enlarged view of the combined wheel and skid for an article of luggage according to FIG. 1 and without the broken lines;

See application file for complete search history.

FIG. 3 is a left elevational view thereof;

(56) **References Cited**

**U.S. PATENT DOCUMENTS**

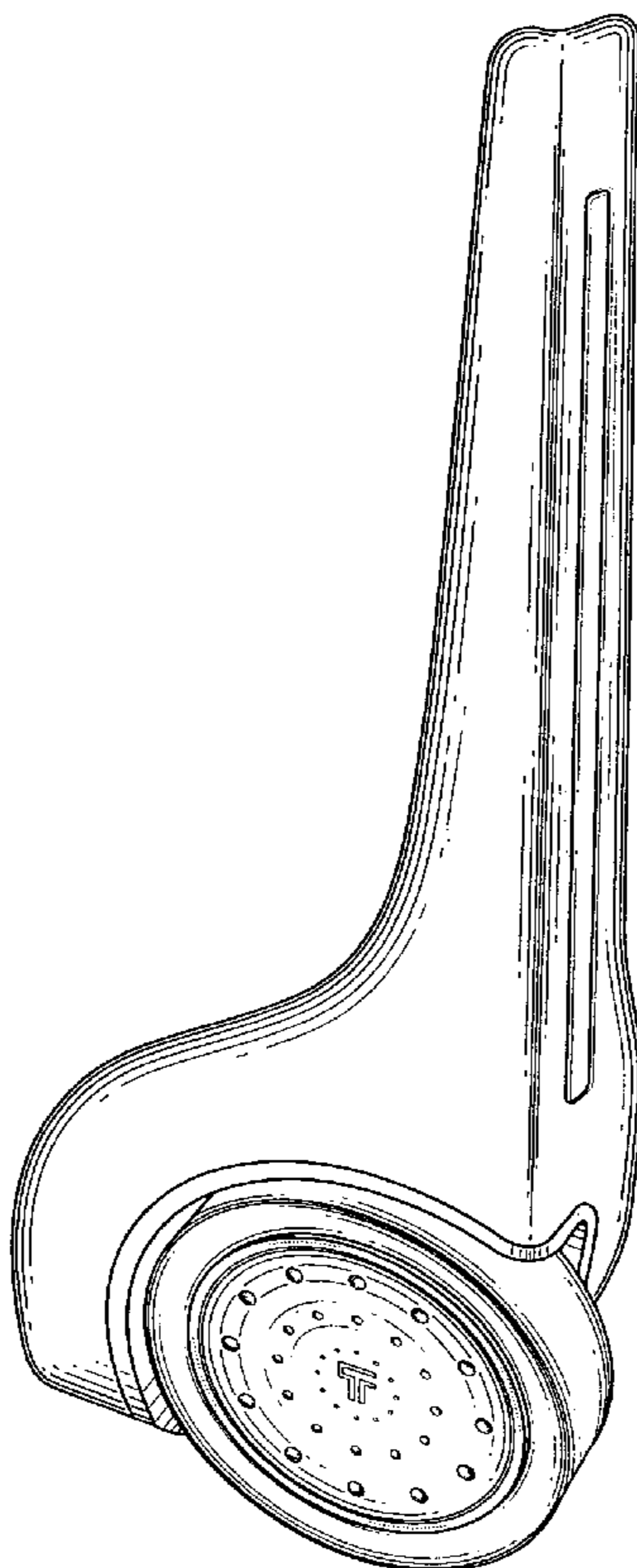
4,995,487 A \* 2/1991 Plath ..... 190/18 A  
D375,202 S \* 11/1996 Vermillion et al. .... D3/318  
5,575,361 A \* 11/1996 Chou ..... 190/18 A  
D425,705 S \* 5/2000 Santy et al. .... D3/318  
D439,410 S \* 3/2001 Chang ..... D3/318  
6,354,412 B1 \* 3/2002 Kuo ..... 190/18 A

FIG. 4 is a front elevational view thereof; and,

FIG. 5 is a bottom plan view thereof.

The top plan view and the left elevational view have no decorative features.

**1 Claim, 4 Drawing Sheets**



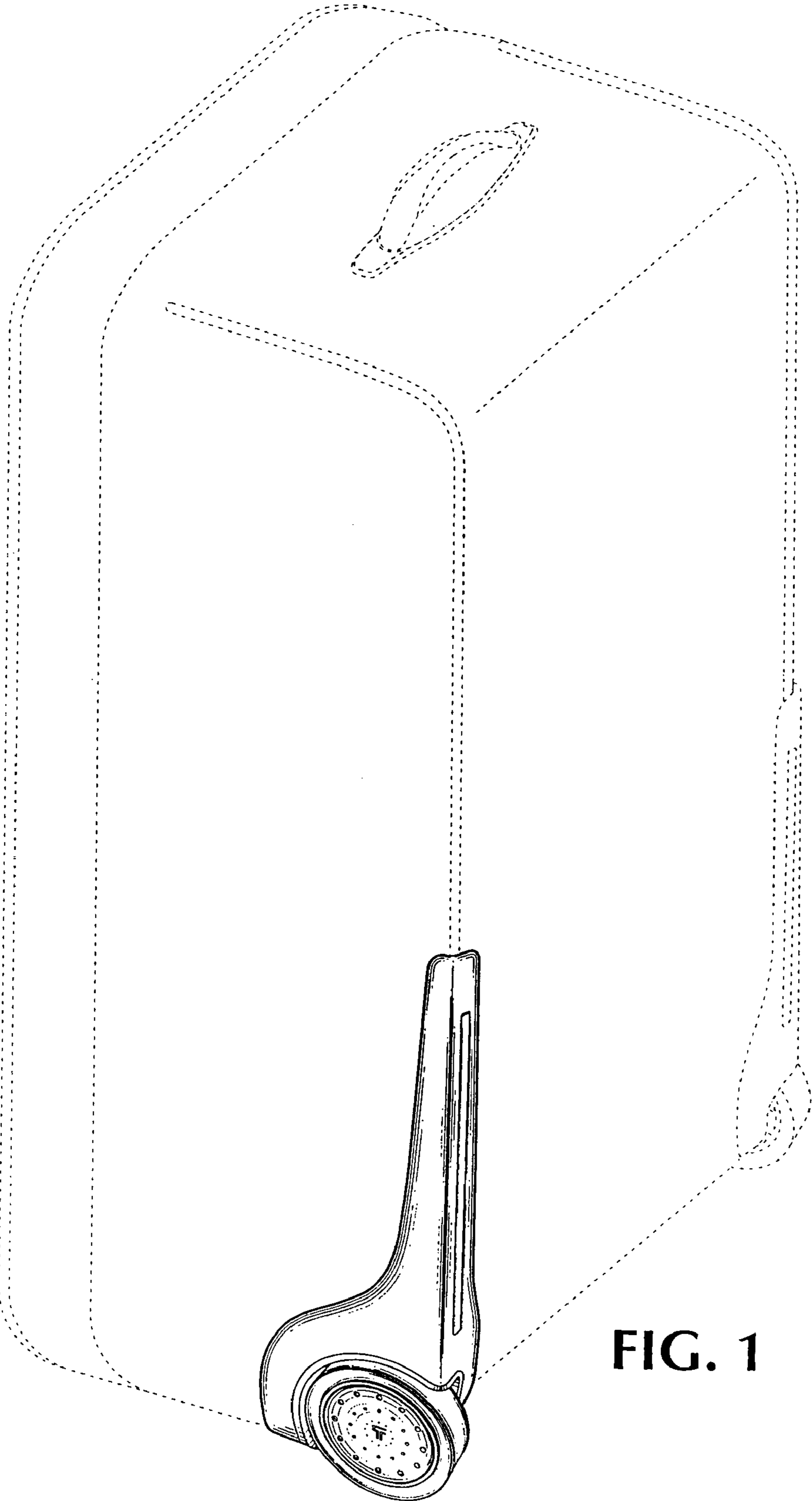


FIG. 1

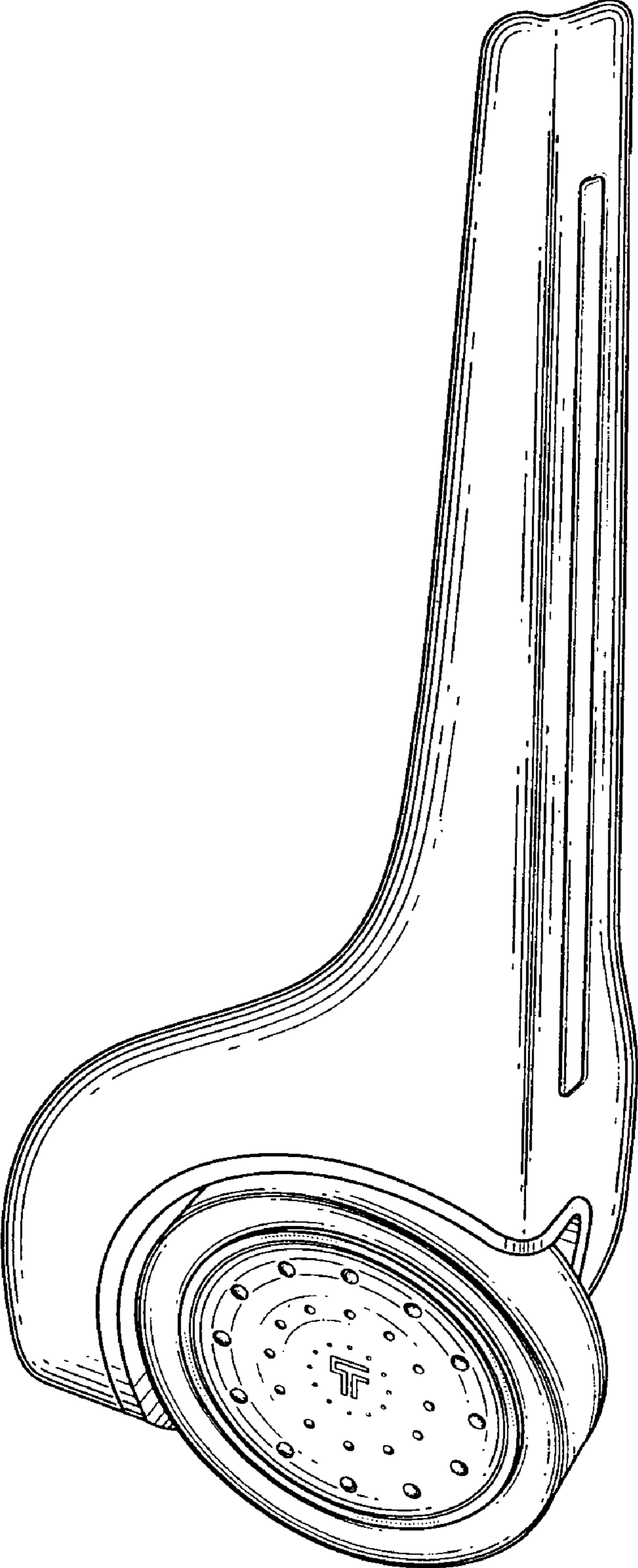


FIG. 2

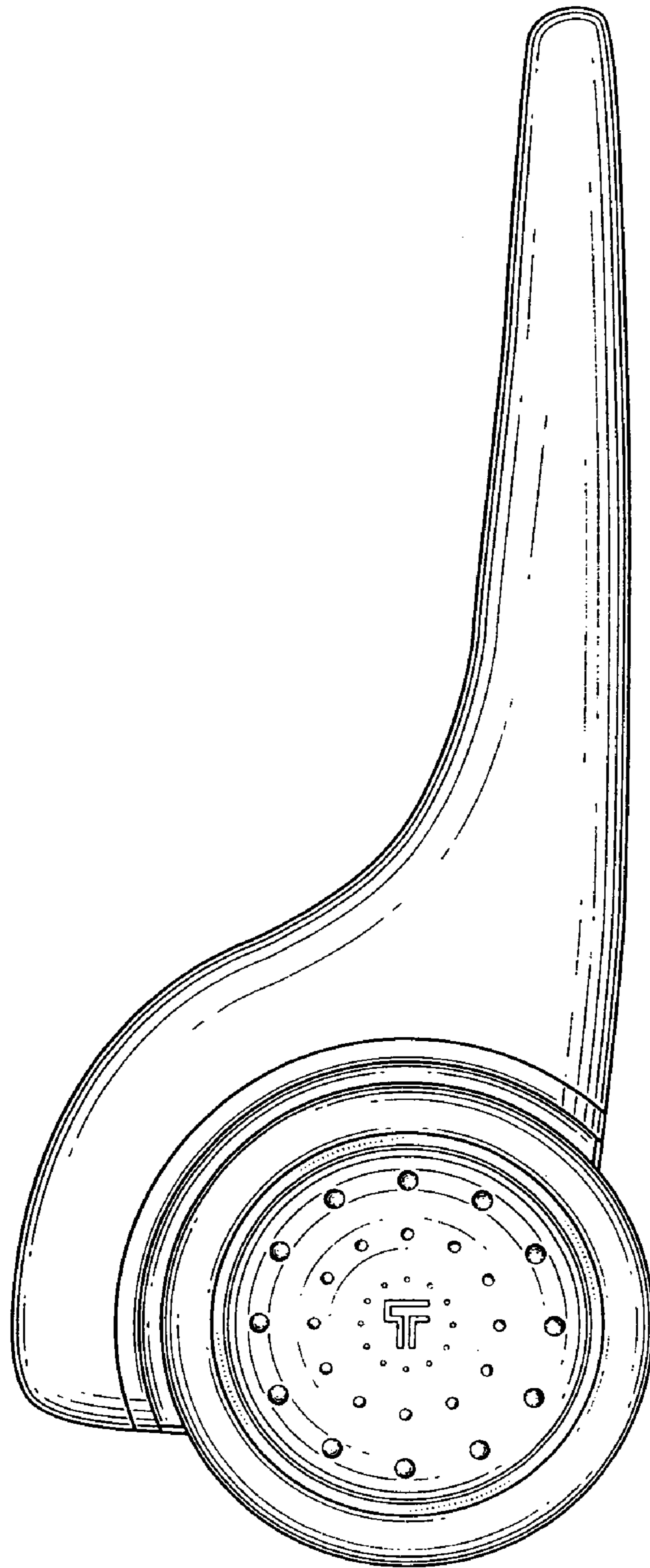


FIG. 3

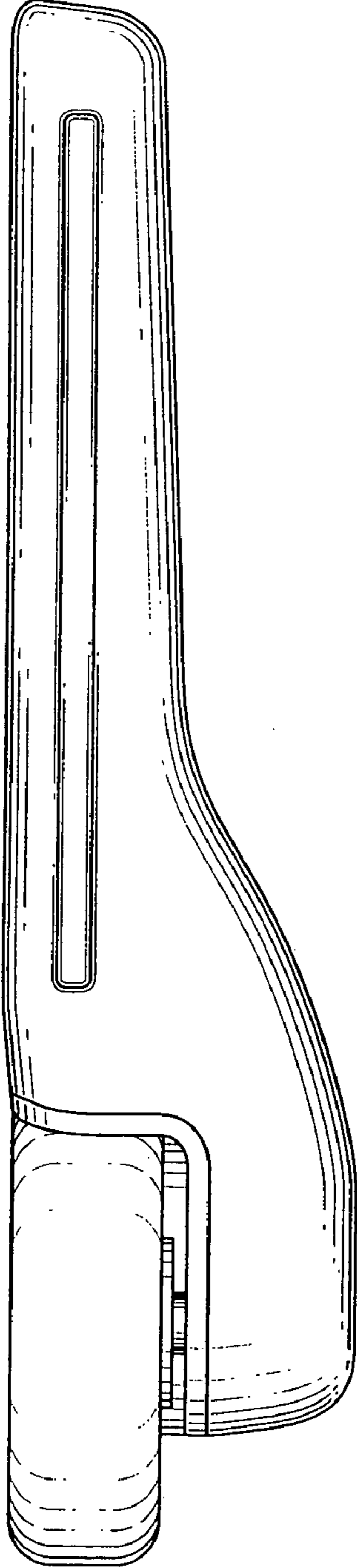


FIG. 4

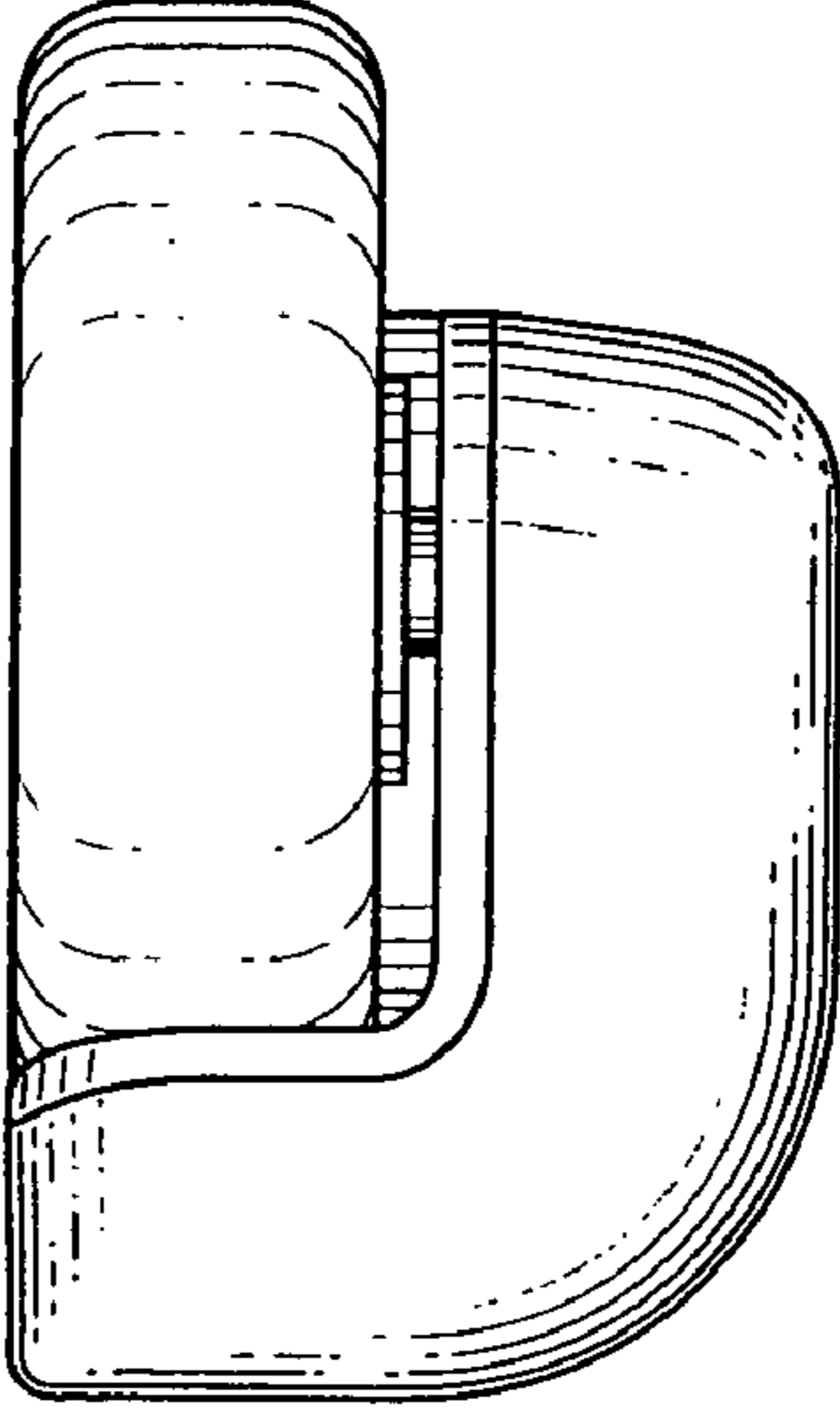


FIG. 5