



US00D575951S

(12) **United States Design Patent**
St-Louis

(10) **Patent No.:** **US D575,951 S**
(45) **Date of Patent:** **** Sep. 2, 2008**

(54) **PORTION OF A FOOTWEAR UPPER**

(75) Inventor: **Julie St-Louis**, Montreal (CA)

(73) Assignee: **Wolverine World Wide, Inc.**, Rockford, MI (US)

(**) Term: **14 Years**

(21) Appl. No.: **29/293,115**

(22) Filed: **Nov. 7, 2007**

(51) **LOC (8) Cl.** **02-99**

(52) **U.S. Cl.** **D2/972; D2/969; D2/970**

(58) **Field of Classification Search** D2/897,
D2/901, 904, 909-912, 946, 969, 970-974;
36/45, 50.1, 83, 113, 114, 126-134, 77 R,
36/77 M, 88

See application file for complete search history.

(56) **References Cited**

U.S. PATENT DOCUMENTS

D67,739 S *	7/1925	Blair	D2/912
D73,597 S *	10/1927	Blair	D2/911
D125,568 S *	3/1941	Hard	D2/911
D159,577 S *	8/1950	Barron	D2/900
D164,667 S *	10/1951	Bingham	D2/912
D386,293 S *	11/1997	Brooks et al.	D2/970
D480,549 S	10/2003	Matis et al.		
D497,476 S	10/2004	Huard et al.		
D500,193 S	12/2004	Matis et al.		
D503,267 S	3/2005	Matis et al.		
D503,525 S	4/2005	Matis		
D513,554 S	1/2006	Matis et al.		
D523,217 S	6/2006	Matis et al.		

D524,019 S	7/2006	Matis et al.
D532,591 S	11/2006	Matis et al.
D535,089 S	1/2007	Matis et al.
D554,342 S	11/2007	St. Louis

OTHER PUBLICATIONS

Hush Puppies Women's Fall 1997 Catalog, p. 28.

* cited by examiner

Primary Examiner—Stella M. Reid
Assistant Examiner—Rashida C McCoy

(74) *Attorney, Agent, or Firm*—Warner Norcross & Judd LLP

(57) **CLAIM**

The ornamental design for portion of a footwear upper, as shown and described.

DESCRIPTION

FIG. 1 is a perspective view of the footwear upper embodying the new design;

FIG. 2 is an enlarged top plan view thereof;

FIG. 3 is reduced right side view thereof;

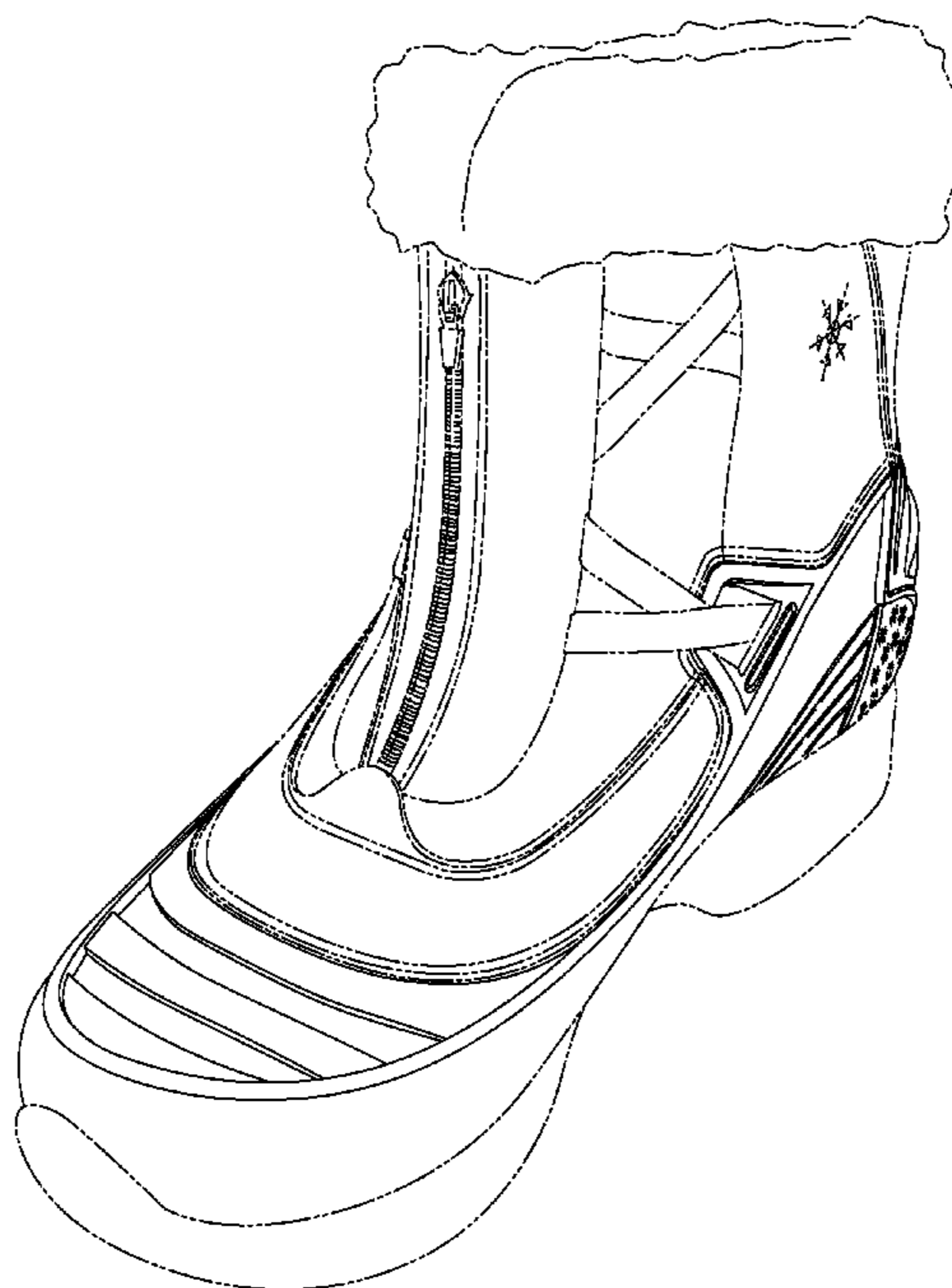
FIG. 4 is reduced left side view thereof;

FIG. 5 is a reduced front view thereof; and,

FIG. 6 is a reduced back view thereof.

FIGS. 1-6 show features of an article of footwear in phantom lines. These features are shown for environmental purposes and do not form any part of the claimed design. Further, the phantom lines immediately adjacent the solid-line portions of the design form the boundary of the design, with the phantom lines forming no part of the claimed design.

1 Claim, 4 Drawing Sheets



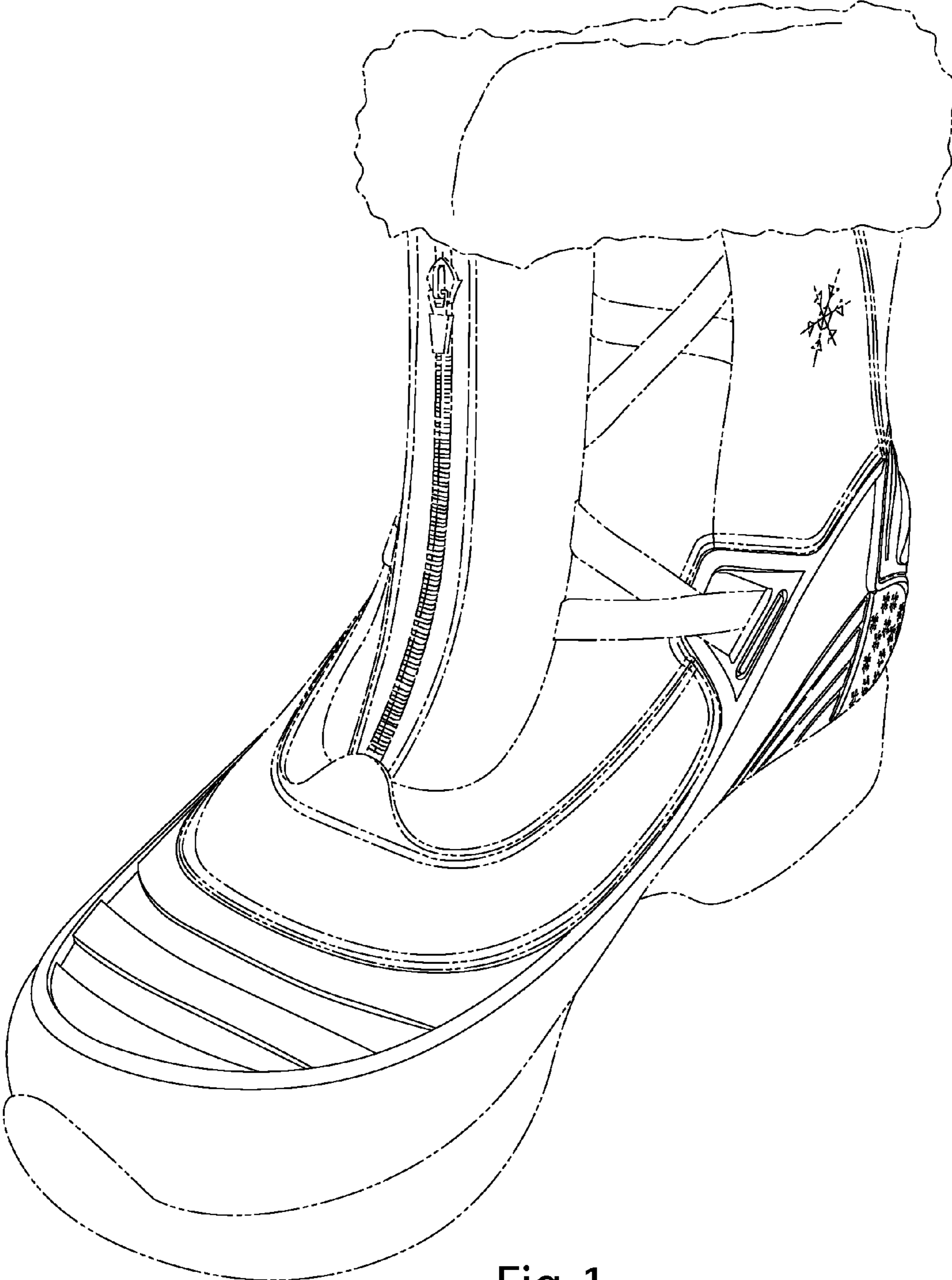


Fig. 1

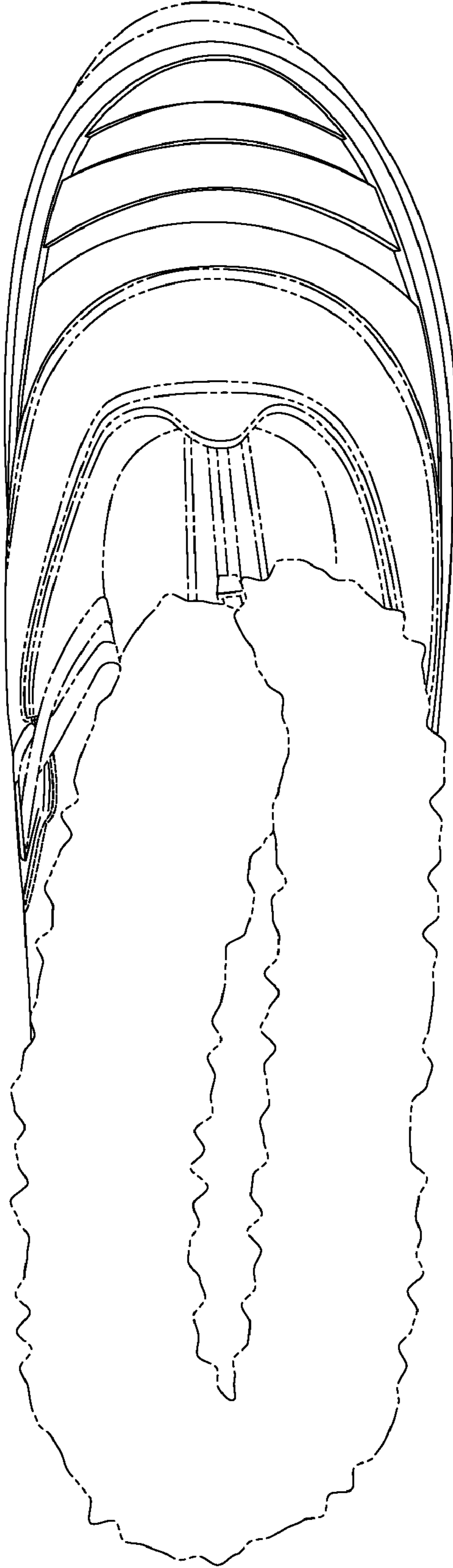


Fig. 2




Fig. 3




Fig. 4

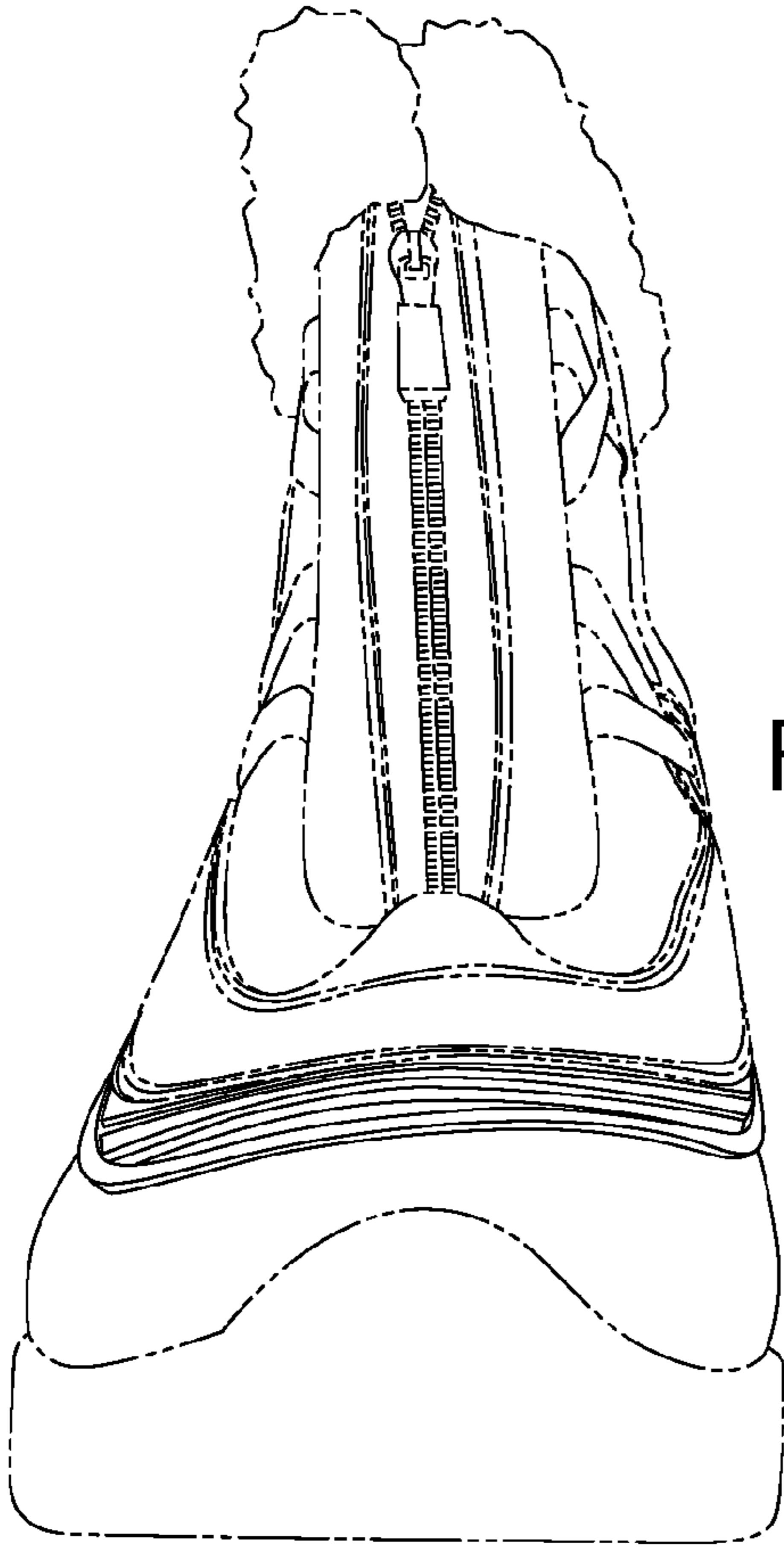


Fig. 5

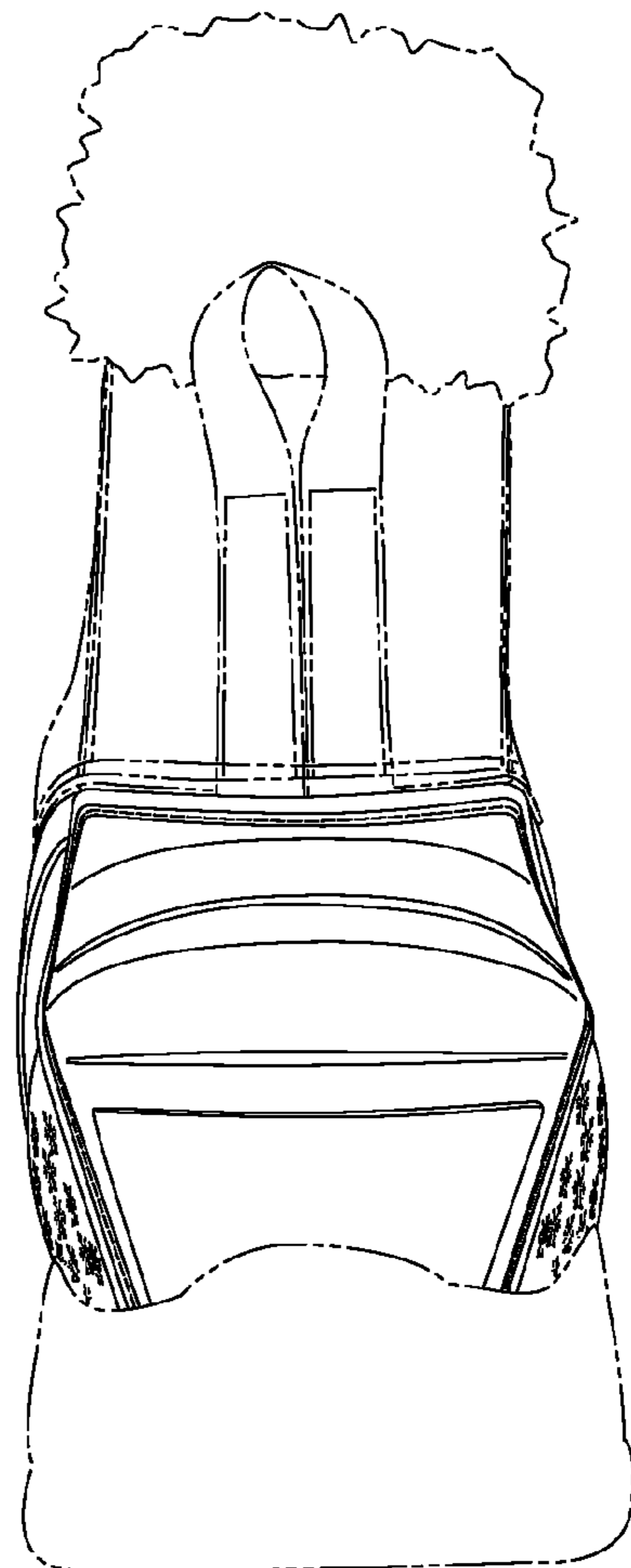


Fig. 6