



US00D575950S

(12) **United States Design Patent**  
**Tchohadjiev**

(10) **Patent No.:** **US D575,950 S**

(45) **Date of Patent:** **\*\* Sep. 2, 2008**

(54) **PORTION OF A SHOE UPPER**

D552,842 S \* 10/2007 Mermet ..... D2/972  
D563,664 S \* 3/2008 Petrie ..... D2/972

(76) **Inventor:** **Stoyan Plamenov Tchohadjiev**, 24  
Gorski Patnik Str., Sofia (BG) 1421

\* cited by examiner

*Primary Examiner*—Dominic Simone

(\*\*) **Term:** **14 Years**

(21) **Appl. No.:** **29/278,106**

(57) **CLAIM**

(22) **Filed:** **Mar. 20, 2007**

The ornamental design for a portion of a shoe upper, as shown and described.

(51) **LOC (8) Cl.** ..... **02-04**

**DESCRIPTION**

(52) **U.S. Cl.** ..... **D2/972**

FIG. 1 is a perspective view of a portion of a shoe upper showing my new design;

(58) **Field of Classification Search** ..... D2/902,

FIG. 2 is a side view thereof; and,

D2/906–908, 943, 944, 969, 972–974; 36/45,

FIG. 3 is a top plan view thereof.

36/77 M, 77 R, 83, 113, 114, 126–131

See application file for complete search history.

The uneven broken line immediately adjacent to the shaded area represents the bounds of the claimed design. All other uneven broken lines represent the remaining portion of the shoe. The uneven broken line representations in FIGS. 1–3 are for illustrative purposes only and form no part of the claimed design.

(56) **References Cited**

**U.S. PATENT DOCUMENTS**


D380,291 S \* 7/1997 Morris ..... D2/972

D395,353 S \* 6/1998 Avar ..... D2/972

D495,126 S \* 8/2004 Patt ..... D2/972

D524,527 S \* 7/2006 Shin ..... D2/972

**1 Claim, 3 Drawing Sheets**



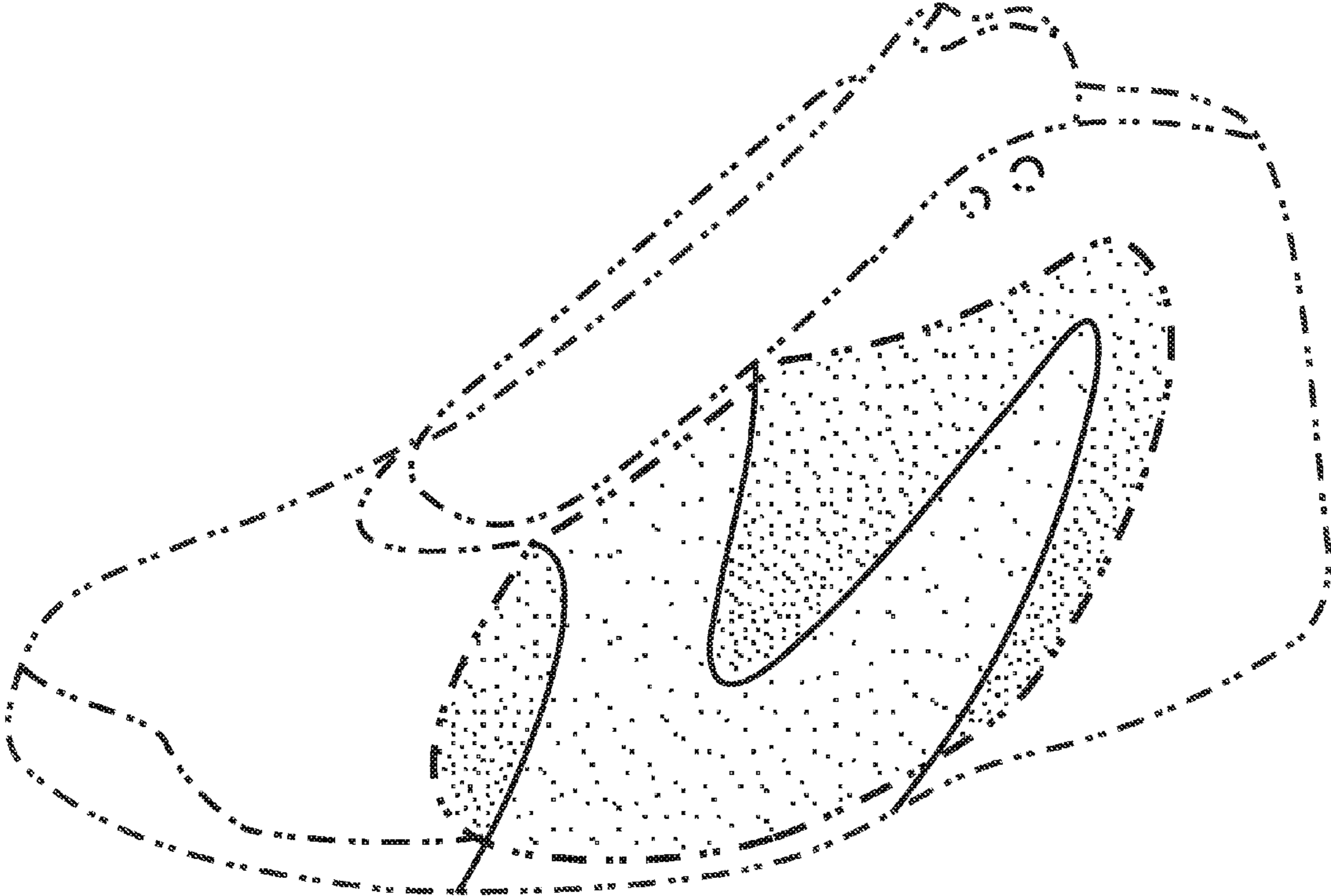


Fig. 1

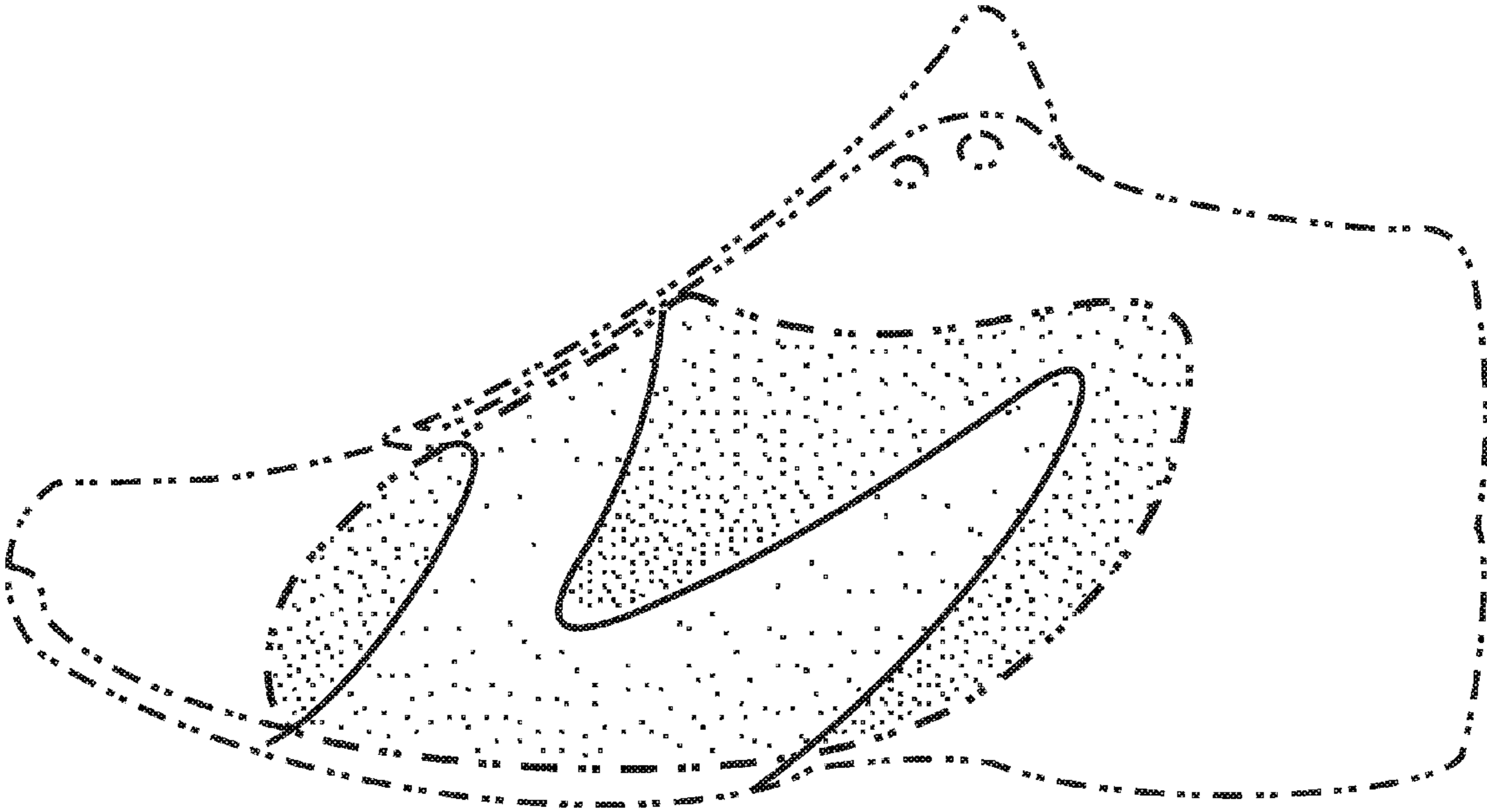


Fig. 2

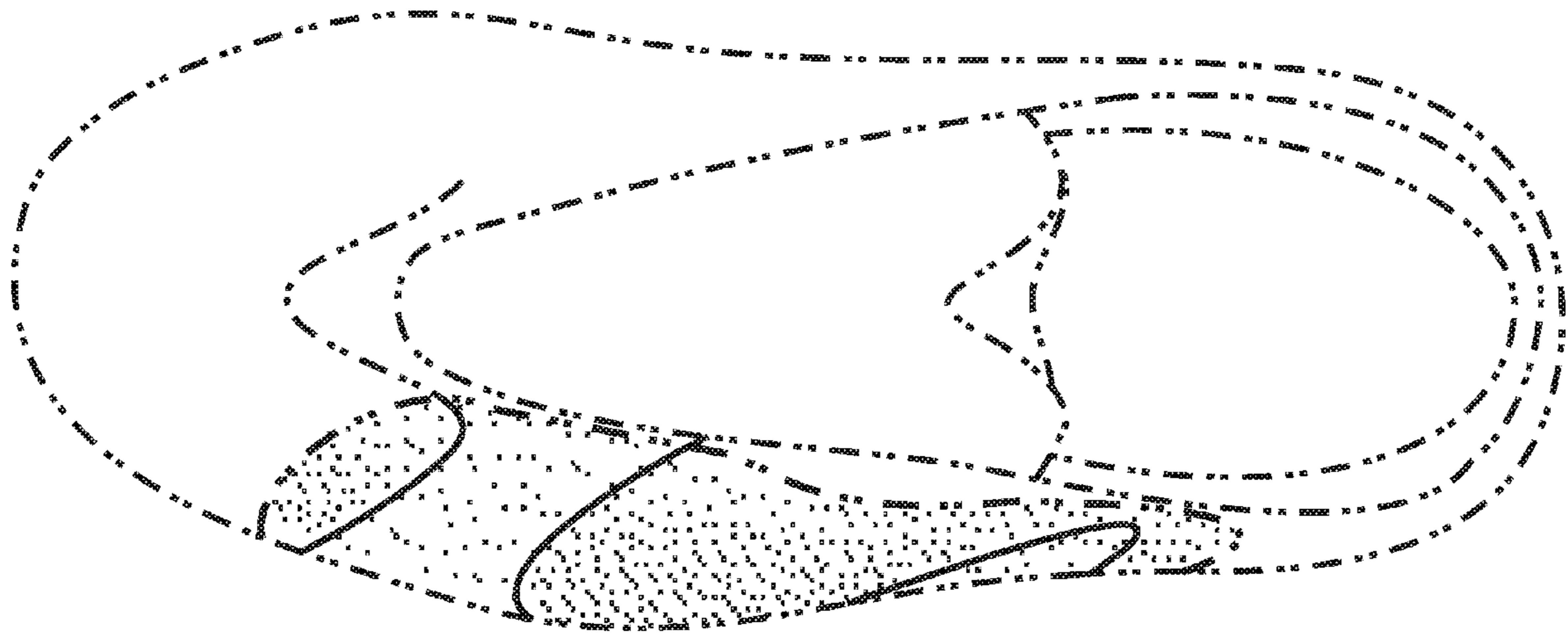


Fig. 3