



US00D575946S

(12) **United States Design Patent**
Mitani et al.

(10) **Patent No.:** **US D575,946 S**
(45) **Date of Patent:** **** Sep. 2, 2008**

(54) **PAIR OF HEELS FOR SHOE OUTSOLES**

(75) Inventors: **Kenichi Mitani**, Kobe (JP); **Akira Usuki**, Kobe (JP)

(73) Assignee: **ASICS Corporation**, Kobe (JP)

(**) Term: **14 Years**

(21) Appl. No.: **29/238,051**

(22) Filed: **Sep. 9, 2005**

(30) **Foreign Application Priority Data**

Mar. 29, 2005	(JP)	2005-009231
Mar. 29, 2005	(JP)	2005-009233
Mar. 29, 2005	(JP)	2005-009239
Mar. 29, 2005	(JP)	2005-009240
Mar. 29, 2005	(JP)	2005-009241

(51) **LOC (8) Cl.** **02-04**

(52) **U.S. Cl.** **D2/967**; D2/946; D2/953;
D2/955; D2/959; D2/960; D2/964; D2/968

(58) **Field of Classification Search** D2/897,
D2/952, 902, 947, 951, 953, 954, 955, 956,
D2/957, 958, 959, 960, 964, 967, 968, 972
See application file for complete search history.

(56) **References Cited**

U.S. PATENT DOCUMENTS

D39,747	S	*	1/1909	McKenna	D2/955
1,313,118	A	*	8/1919	Santacroce	36/59 C
1,710,976	A	*	4/1929	Harshberger	36/35 R
1,711,302	A	*	4/1929	Belpedio	36/35 B
2,157,912	A	*	5/1939	Nabokin	36/37
2,229,406	A	*	1/1941	Cutler	36/59 R
D285,985	S	*	10/1986	Tong	D2/955
D293,503	S	*	1/1988	Mitsui et al.	D2/953
D298,683	S	*	11/1988	Kelley et al.	D2/954

D316,175	S	*	4/1991	Legacki et al.	D2/953
D323,577	S	*	2/1992	Kayano	D2/955
D379,115	S	*	5/1997	Kramer	D2/968
D396,549	S	*	8/1998	von Conta et al.	D2/955
6,098,313	A	*	8/2000	Skaja	36/28
6,564,475	B2	*	5/2003	Collins et al.	36/3 R
6,920,705	B2	*	7/2005	Lucas et al.	36/25 R
D512,208	S	*	12/2005	Kubo et al.	D2/960
D513,115	S	*	12/2005	Kayano et al.	D2/977
D514,286	S	*	2/2006	Kayano et al.	D2/955
D553,846	S	*	10/2007	Kayano et al.	D2/977
D555,887	S	*	11/2007	Link	D2/955

* cited by examiner

Primary Examiner—Celia A Murphy

(74) *Attorney, Agent, or Firm*—Michael E. Zall

(57) **CLAIM**

We claim the ornamental design for a pair of heels for shoe outsoles, as shown and described.

DESCRIPTION

FIG. 1 is a bottom rear perspective view of the left component of a pair of heels for shoe outsoles showing our new design; the broken lines shown throughout the views illustrate the portions of the design that form no part of the claim;

FIG. 2 is a bottom front perspective view thereof;

FIG. 3 is a left side elevational view thereof;

FIG. 4 is a right side elevational view thereof;

FIG. 5 is a top plan view thereof;

FIG. 6 is a bottom plan view thereof;

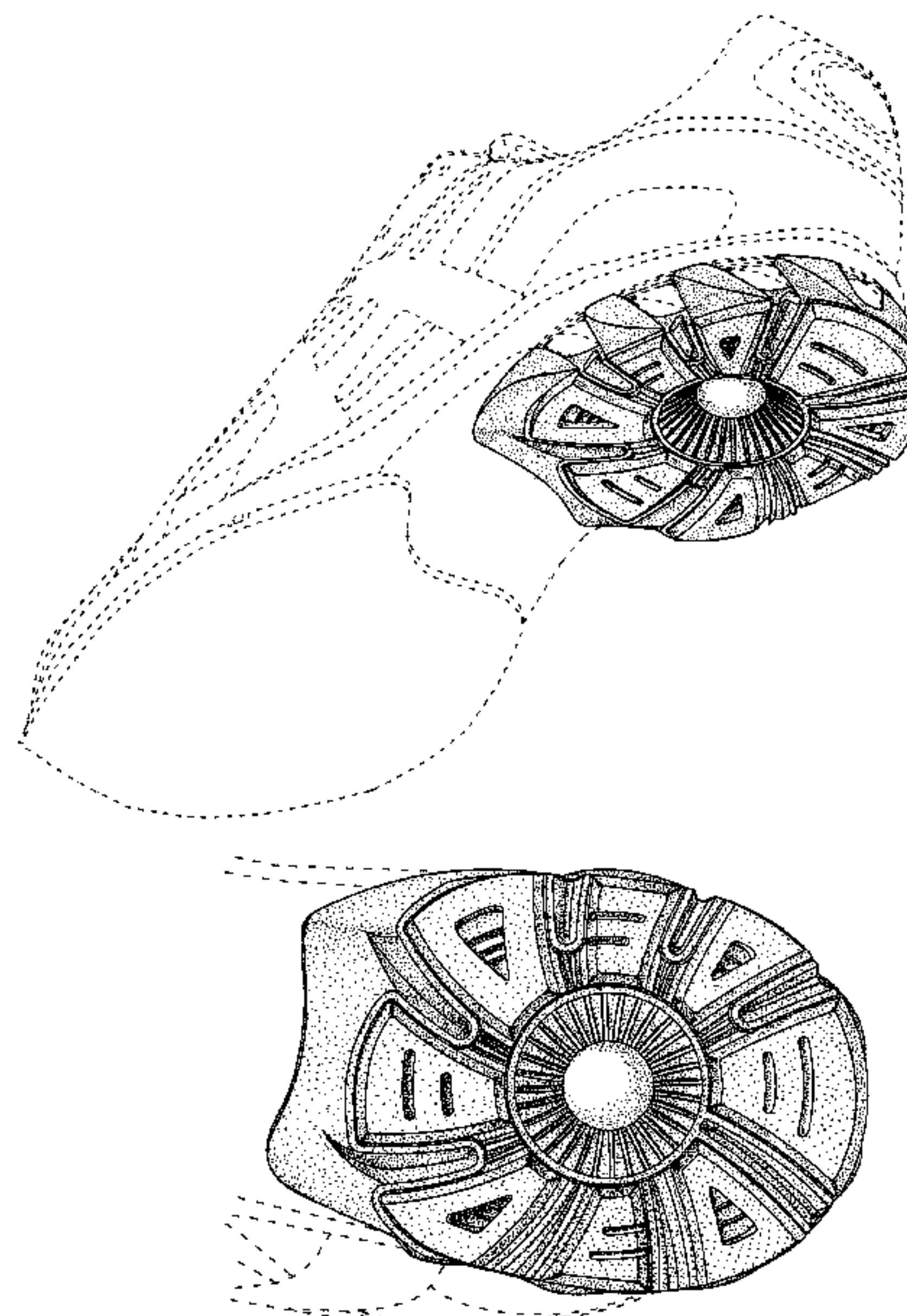
FIG. 7 is a rear elevational view thereof;

FIG. 8 is an enlarged bottom plan view thereof; and,

FIG. 9 is an enlarged bottom perspective view thereof.

The right component of the pair of heels is a mirror image.

1 Claim, 9 Drawing Sheets



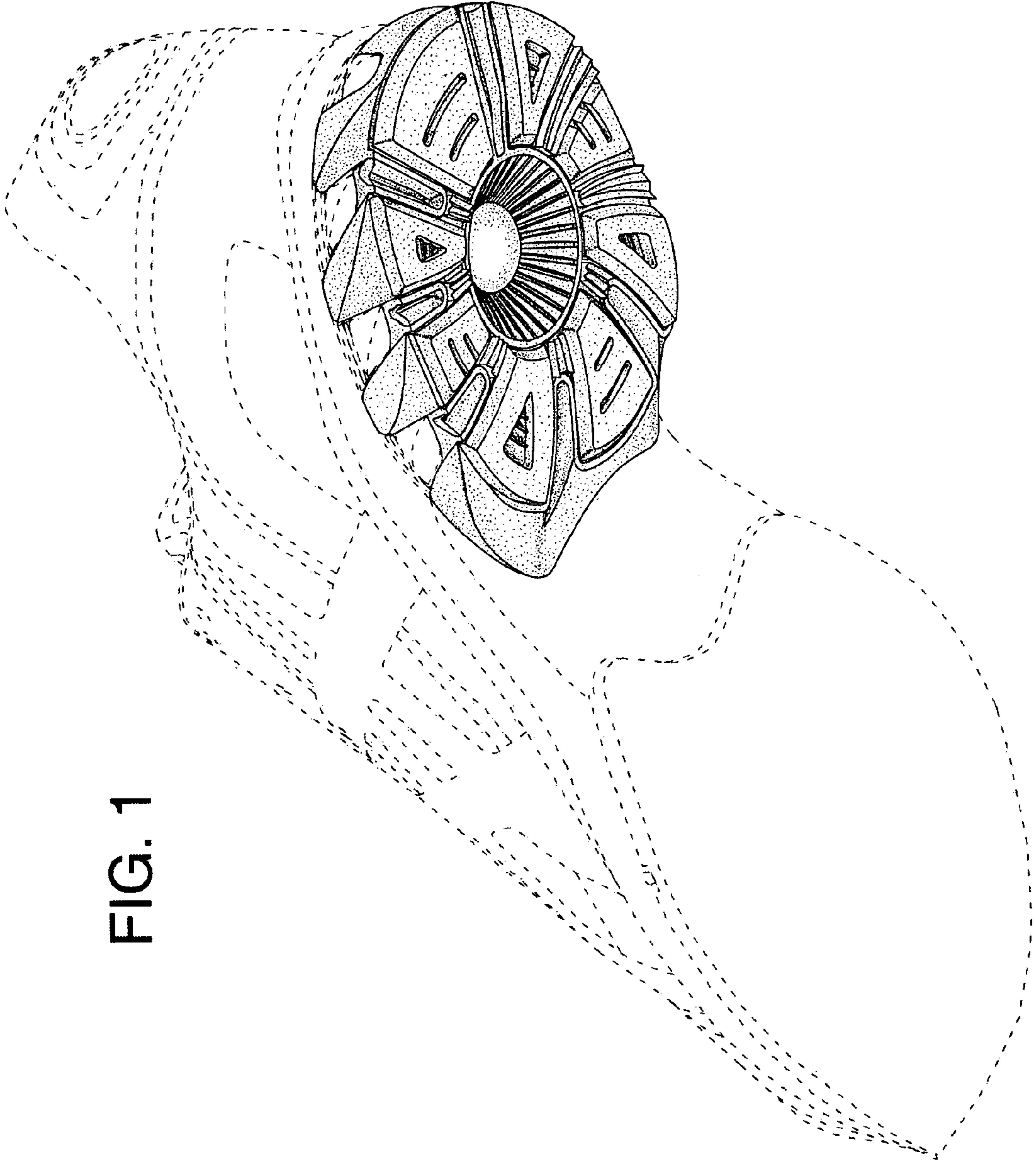


FIG. 1

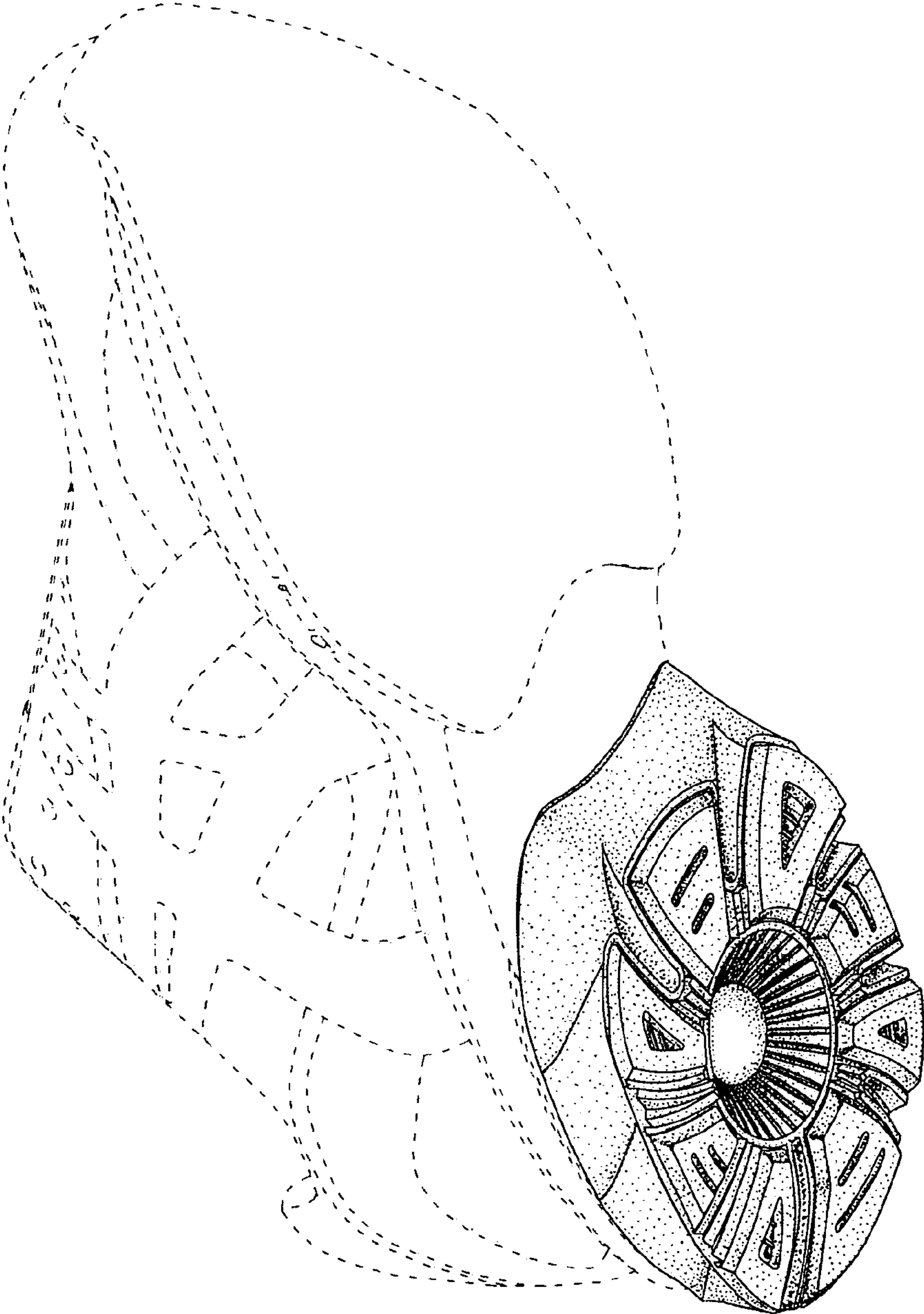


FIG. 2




FIG. 3

FIG. 4

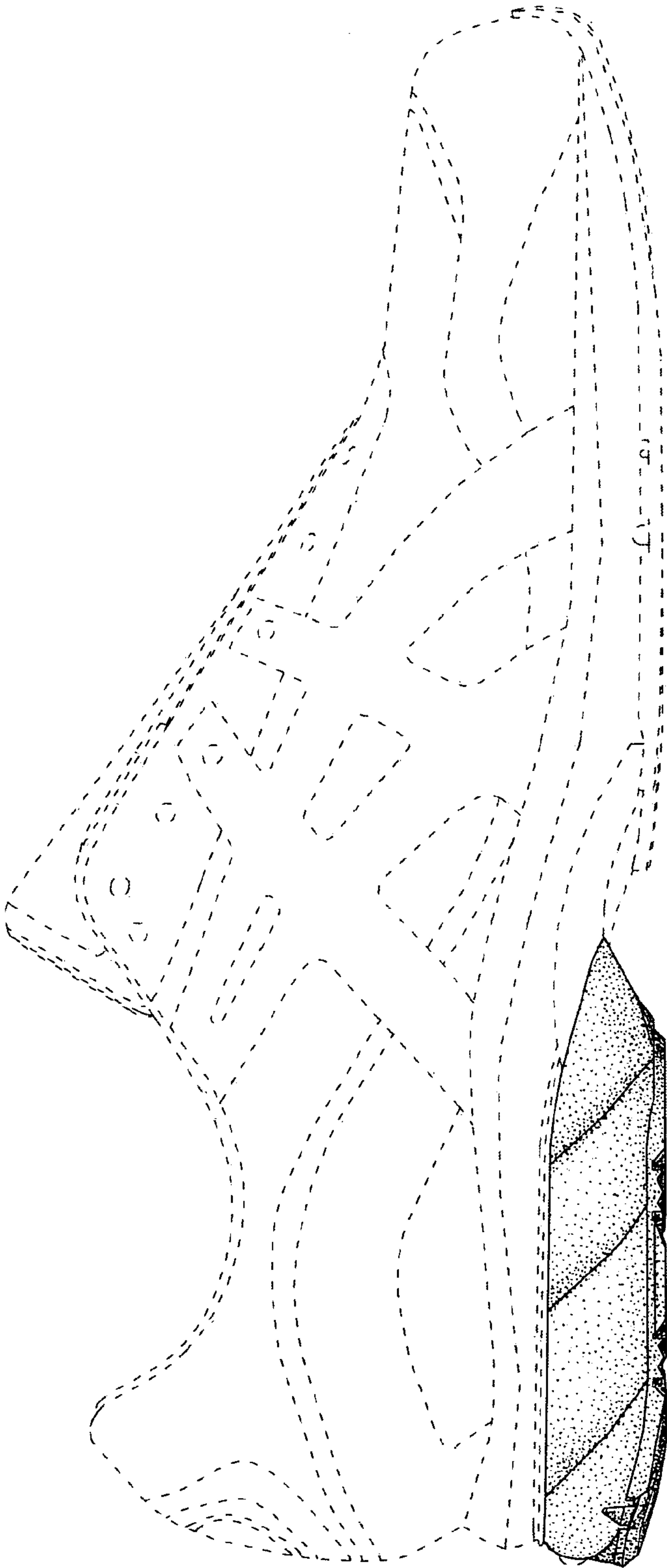


FIG. 5

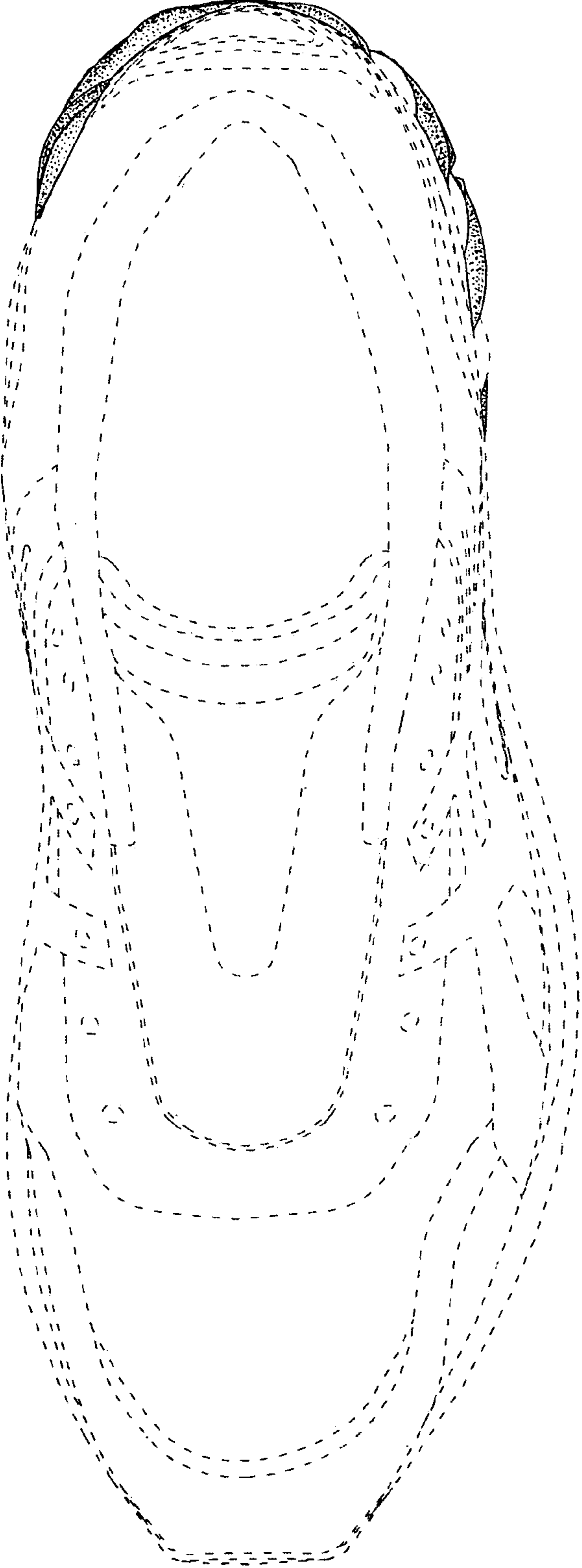


FIG. 6

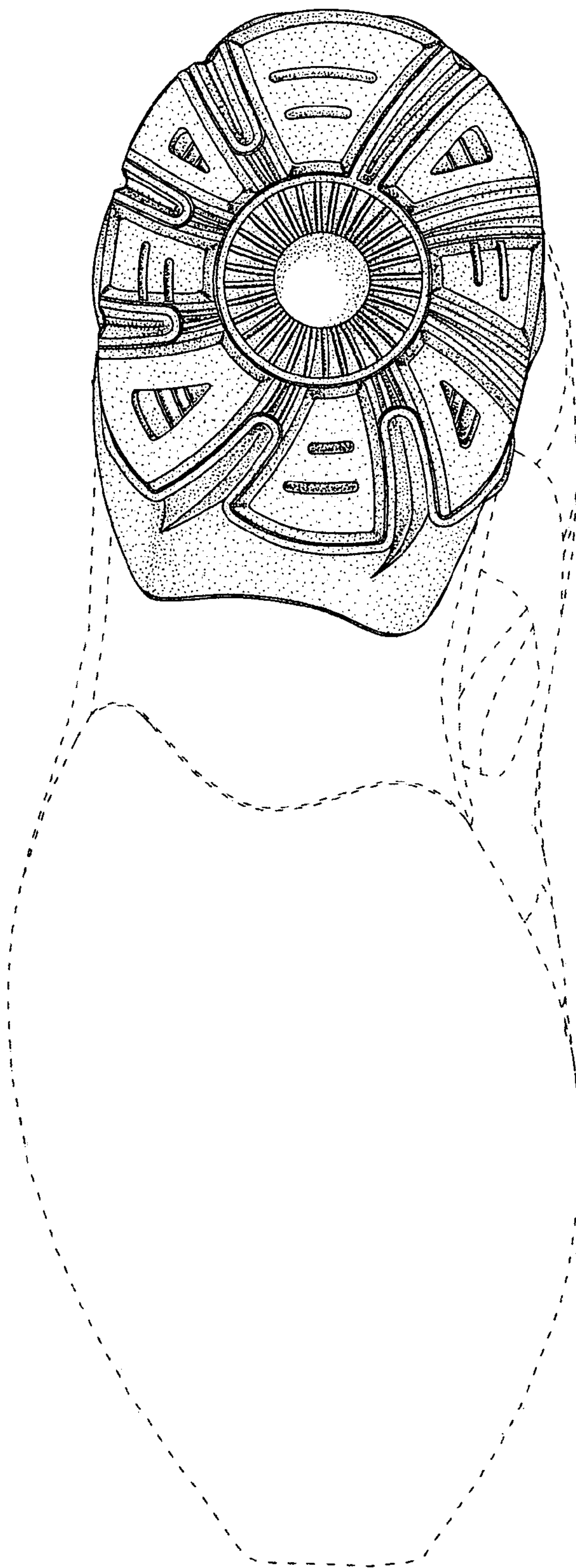


FIG. 7

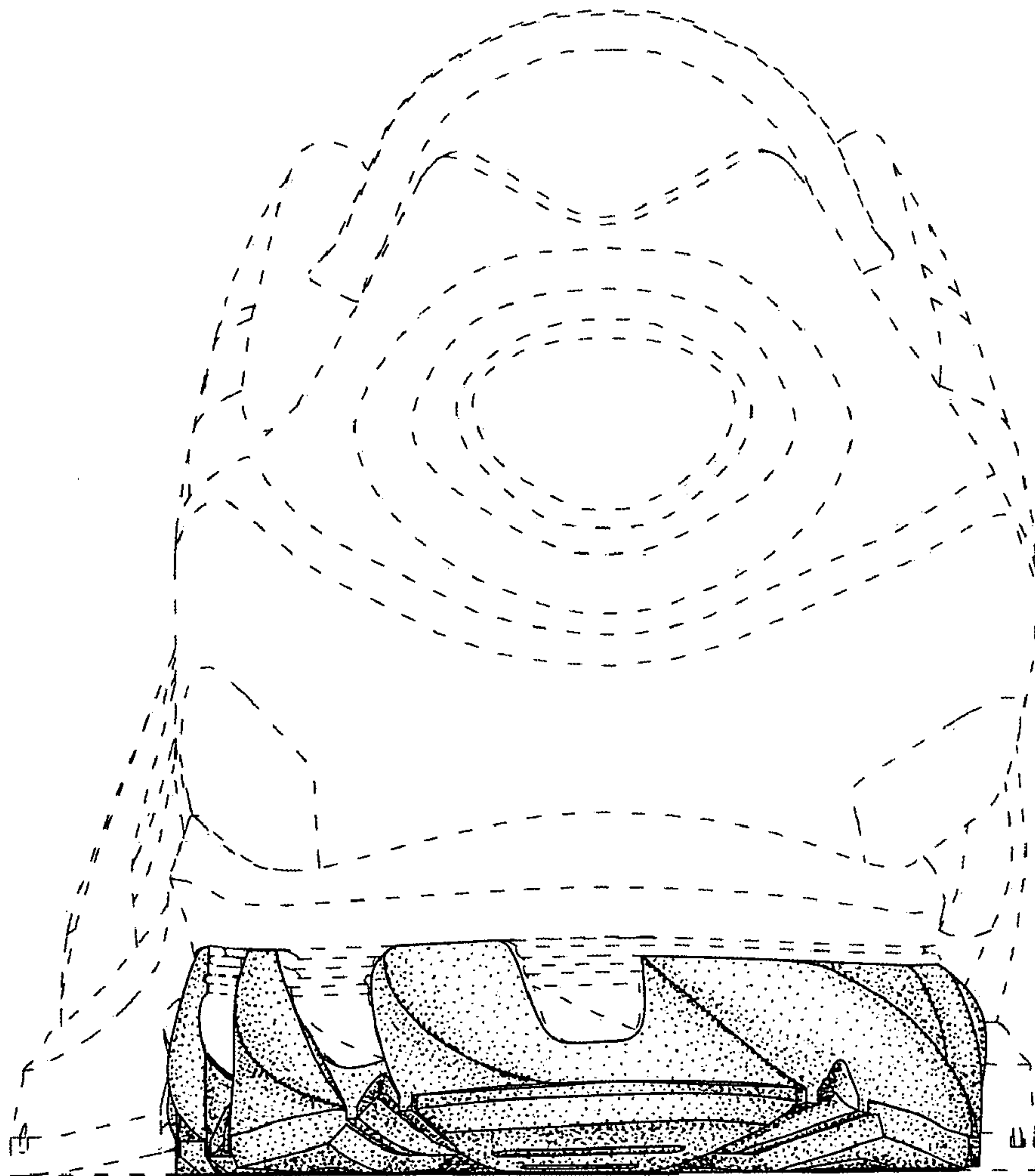


FIG. 8

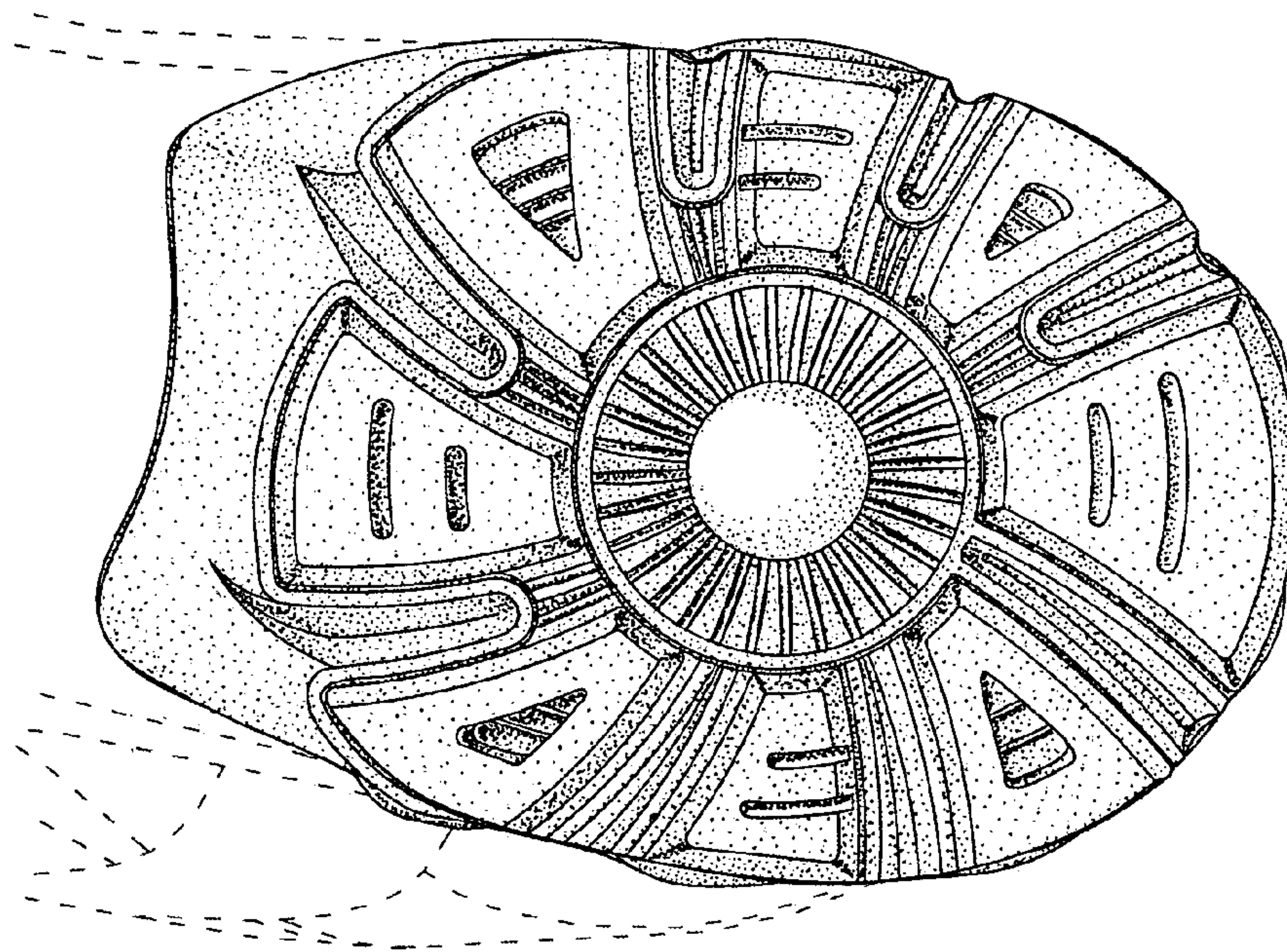


FIG. 9

