



US00D575942S

(12) **United States Design Patent**
del Biondi et al.

(10) **Patent No.:** **US D575,942 S**
(45) **Date of Patent:** **** Sep. 2, 2008**

(54) **FOOTWEAR**

FOREIGN PATENT DOCUMENTS

(75) Inventors: **Stefano del Biondi**, Noventa Padovana (IT); **Ilenia Riccoboni**, Camponogara (IT); **Lucio Stefanello**, Mestre (IT)

JP 1302133 5/2007

(73) Assignee: **Crocs, Inc.**, Niwot, CO (US)

OTHER PUBLICATIONS

(**) Term: **14 Years**

(21) Appl. No.: **29/275,188**

Notice of Reasons for Rejection, Japanese Design Application No. 2006-35814, Aug. 28, 2007.

Notice of Reasons for Rejection, Japanese Design Application No. 2006-35815, Aug. 28, 2007.

Notice of Reasons for Rejection, Japanese Design Application No. 2006-35816, Aug. 30, 2007.

Notice of Reasons for Rejection, Japanese Design Application No. 2006-35817, Sep. 5, 2007.

(22) Filed: **Dec. 15, 2006**

Notice of Rejection, Japanese Design Application No. 2006-35820, Aug. 29, 2007.

Related U.S. Application Data

Hong Kong Trade Development Council, footwear vol. 1, 1999, p. 91, Japanese Patent Office Design Section Public Document Reference No. HD12008623 (accepted by Japan Patent Office General Information Center on Dec. 24, 1999).

(63) Continuation-in-part of application No. 29/247,781, filed on Jul. 11, 2006, now abandoned.

(51) **LOC (8) Cl.** **02-04**

* cited by examiner

(52) **U.S. Cl.** **D2/916**

Primary Examiner—Stella M. Reid

(58) **Field of Classification Search** D2/898,
D2/899, 900, 916–918, 946, 969, 972, 896;
36/3 A, 8.1, 11.5, 45, 101, 7.5

Assistant Examiner—Rashida C McCoy

(74) *Attorney, Agent, or Firm*—Faegre & Benson, LLP

See application file for complete search history.

(57) **CLAIM**

(56) **References Cited**

The ornamental design for footwear, as shown and described.

U.S. PATENT DOCUMENTS

DESCRIPTION

D143,814 S * 2/1946 Eisenberg D2/918

FIG. 1 is a front perspective view of footwear, showing our new design;

3,577,662 A 5/1971 Fukuoka

FIG. 2 is a front view thereof;

3,675,346 A 7/1972 Miyachi

FIG. 3 is a back view thereof;

D224,763 S 9/1972 Fukuoka

FIG. 4 is a side view thereof;

D251,216 S 3/1979 Krippelz

FIG. 5 is an opposite side view thereof;

D281,735 S * 12/1985 Seltzer D2/916

FIG. 6 is a top view thereof; and,

D313,884 S * 1/1991 Beckley D2/914

FIG. 7 is a bottom view thereof.

5,561,919 A 10/1996 Gill

The broken line showing of the sole, upper, and surface treatment thereof is for illustrative purpose only and forms no part of the claimed design.

D481,861 S * 11/2003 Robbins D2/969

D483,929 S 12/2003 Tzenos

D486,626 S 2/2004 Robbins

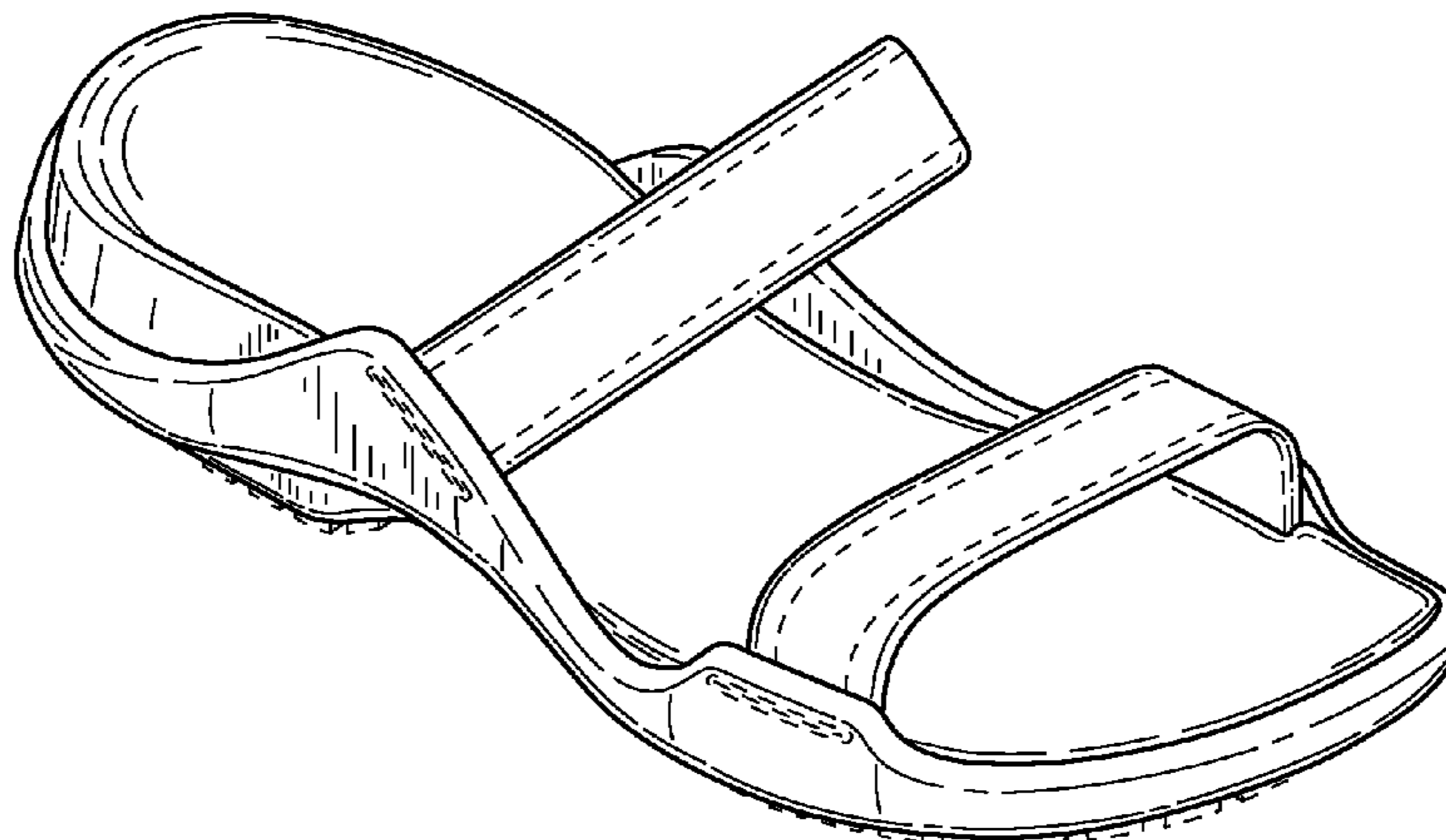
7,272,899 B1 * 9/2007 Marak 36/101

D563,082 S 3/2008 Seamans

2002/0124433 A1 * 9/2002 Pan 36/11.5

2005/0016017 A1 * 1/2005 McClaskie 36/7.5

1 Claim, 7 Drawing Sheets



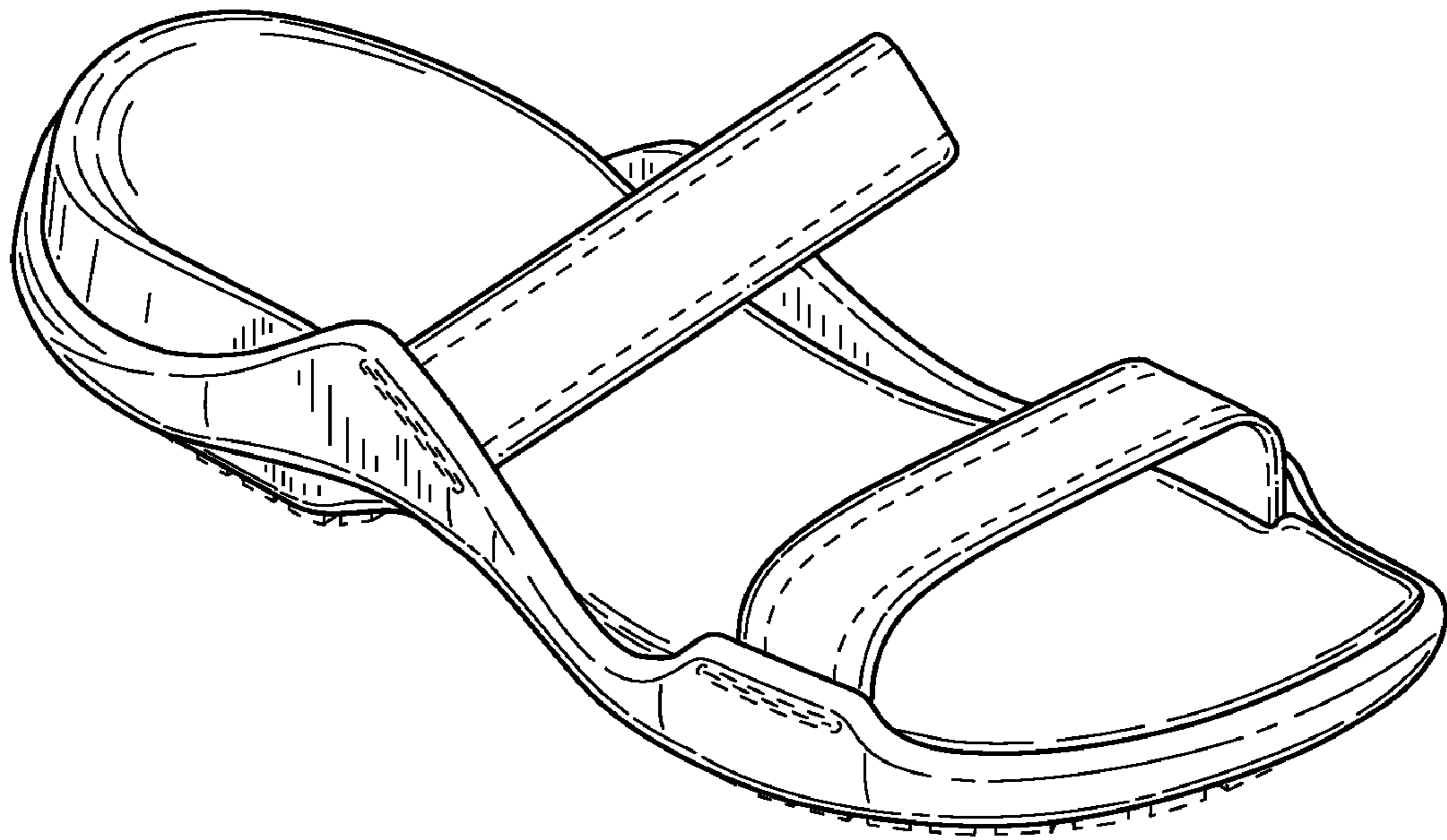


FIG. 1

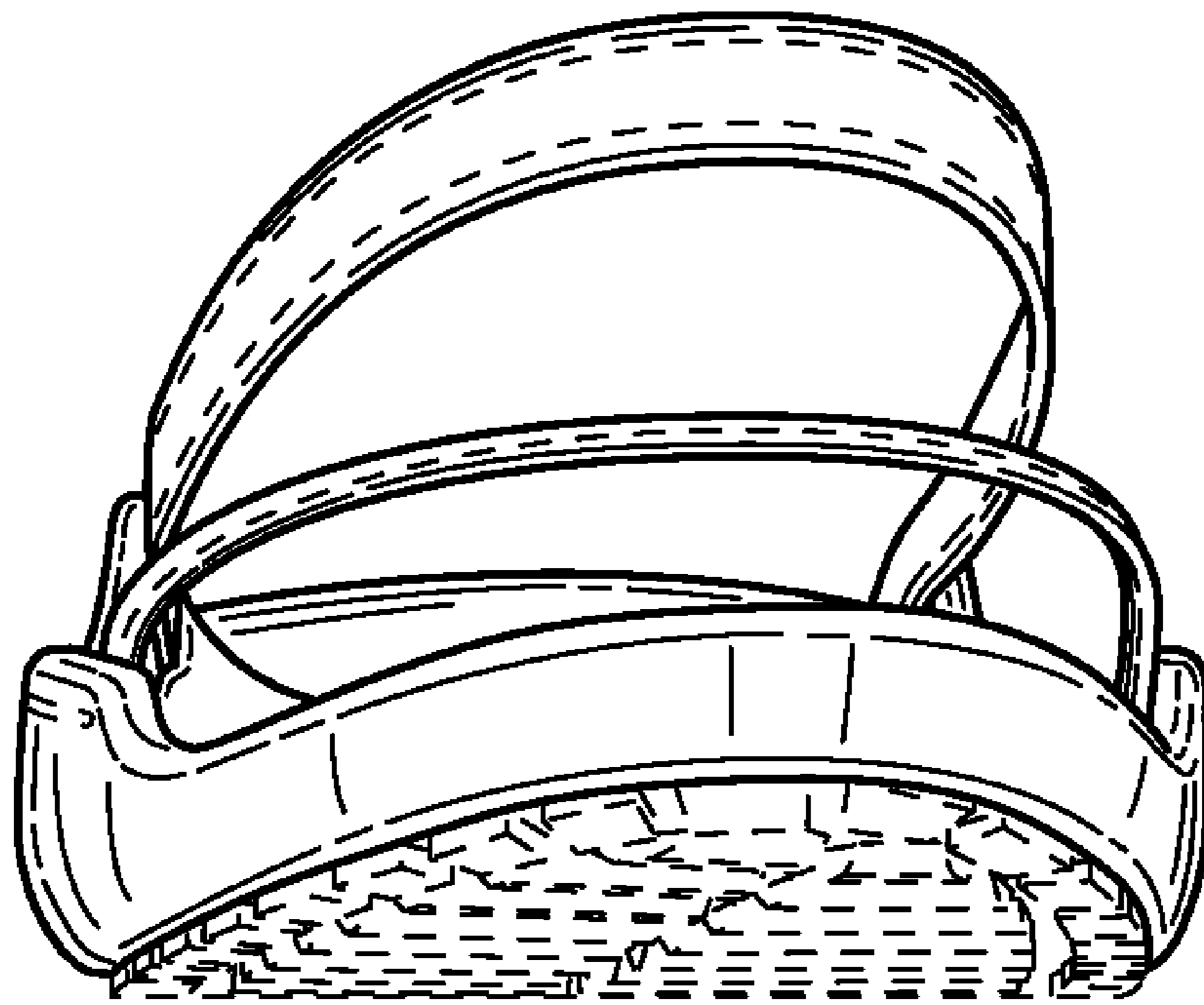


FIG.2

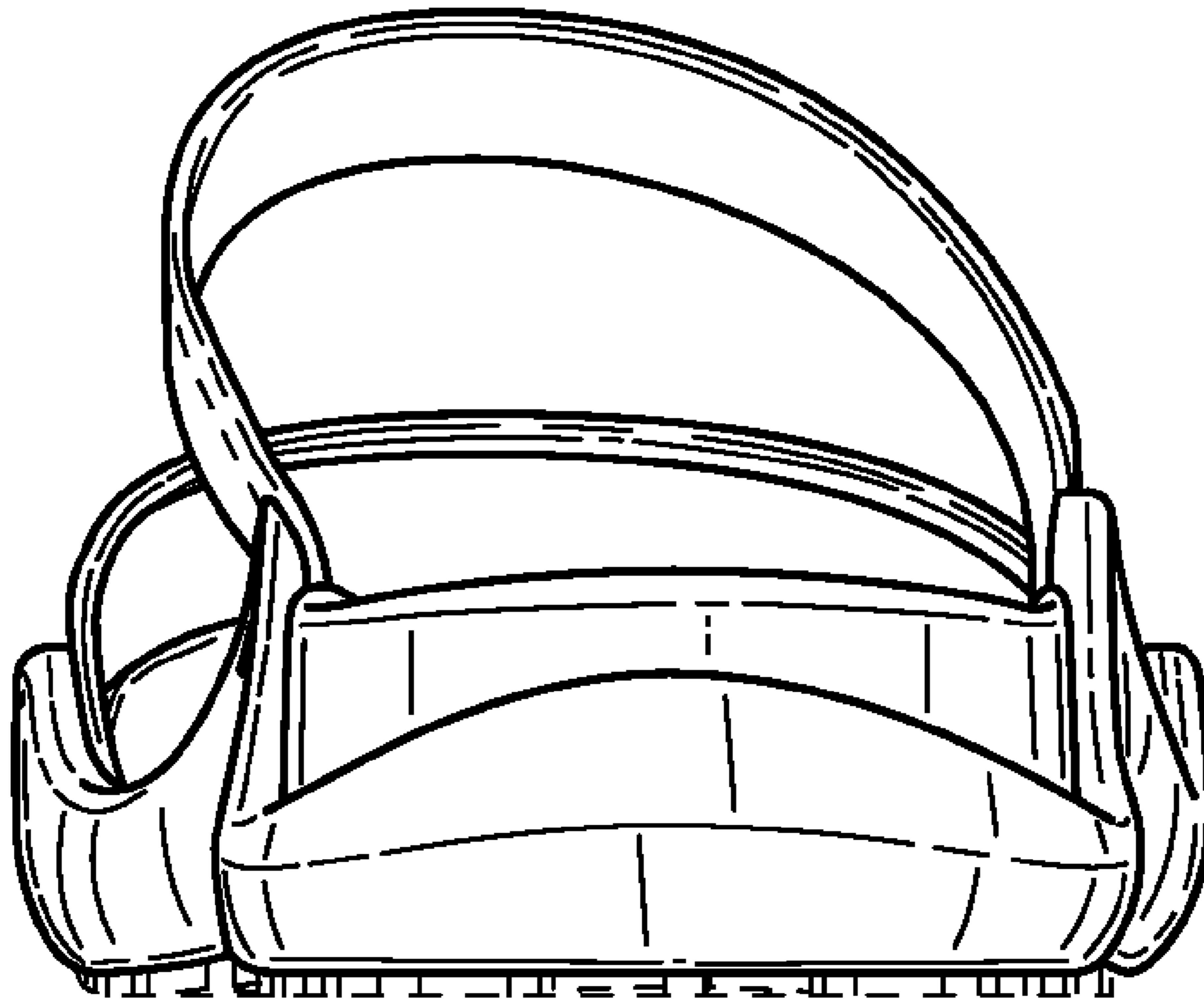


FIG.3

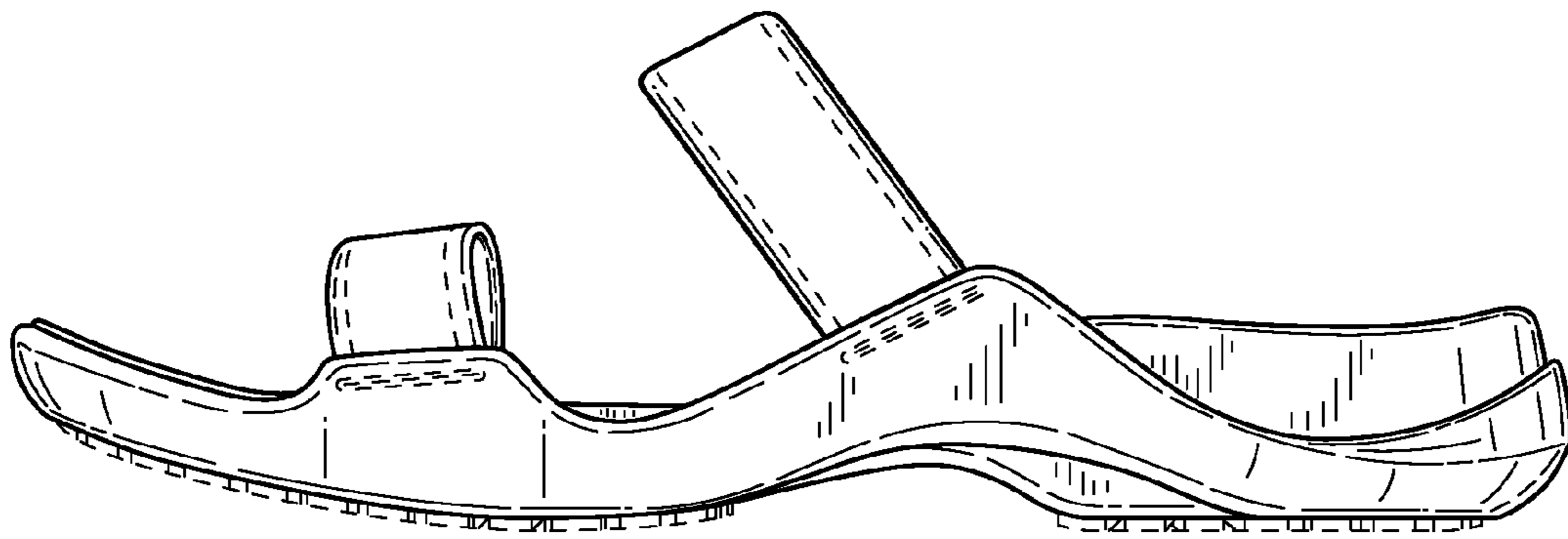


FIG.4

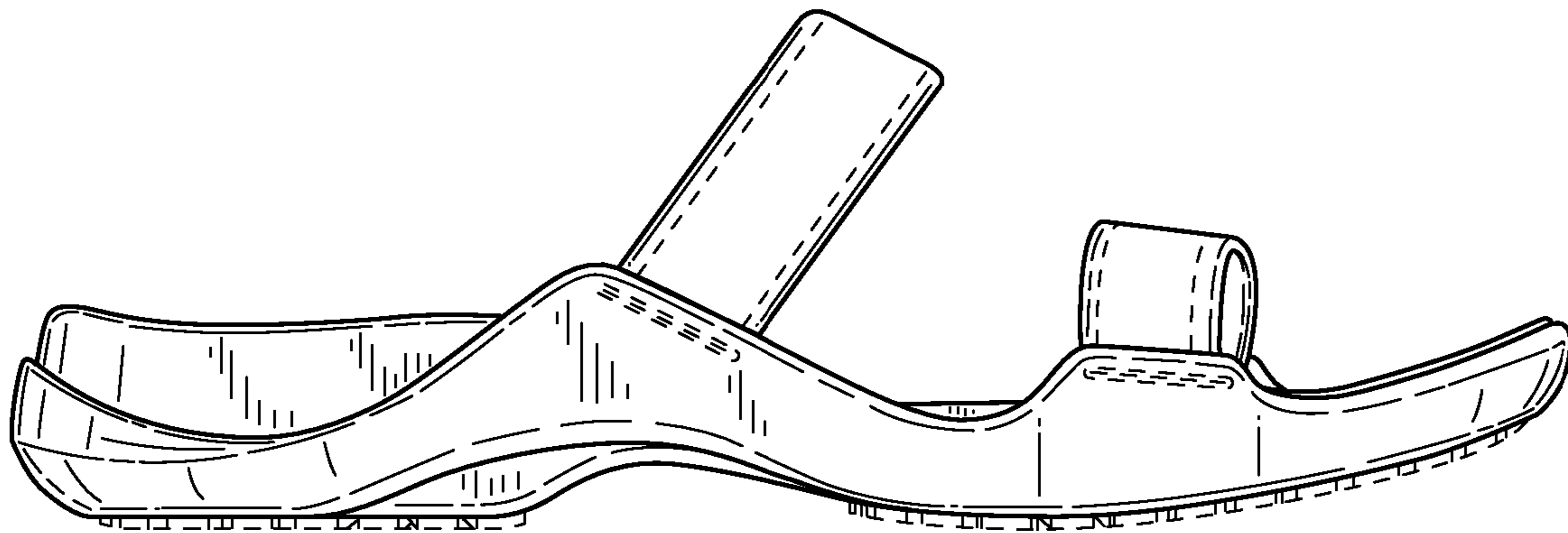


FIG.5

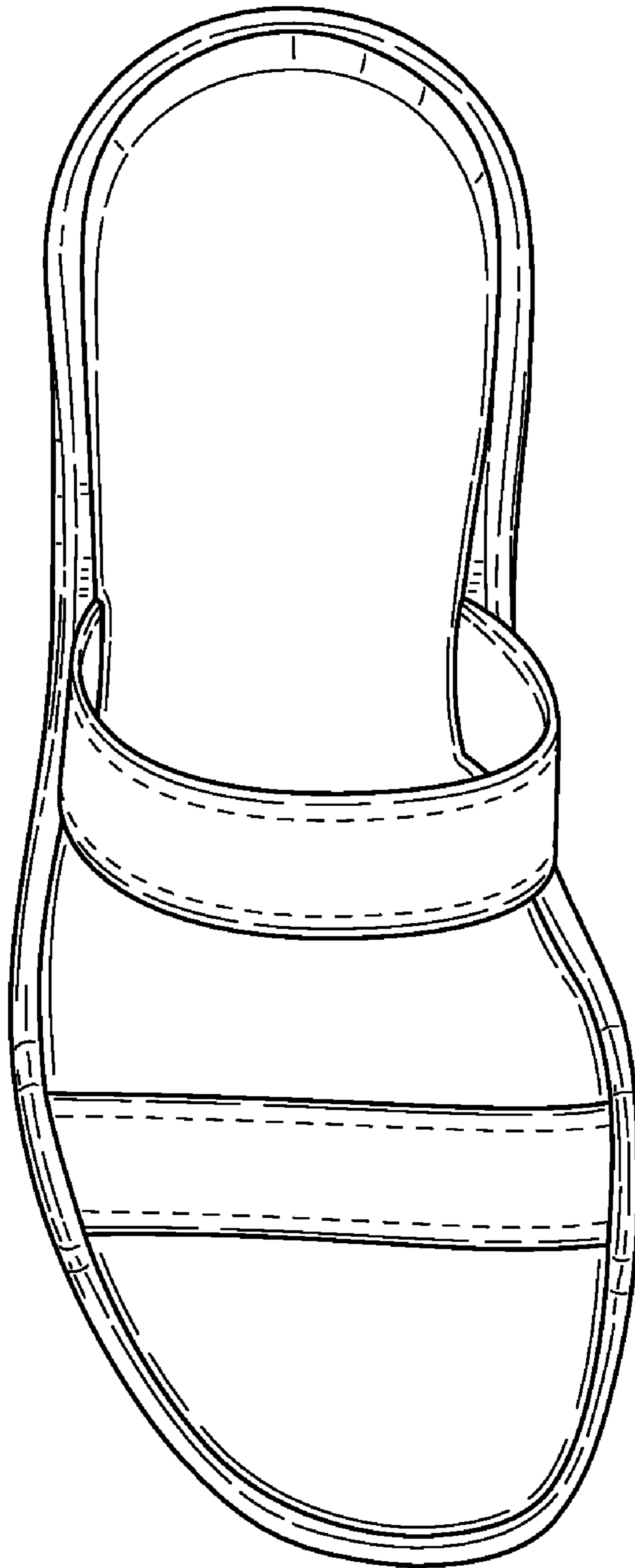


FIG. 6

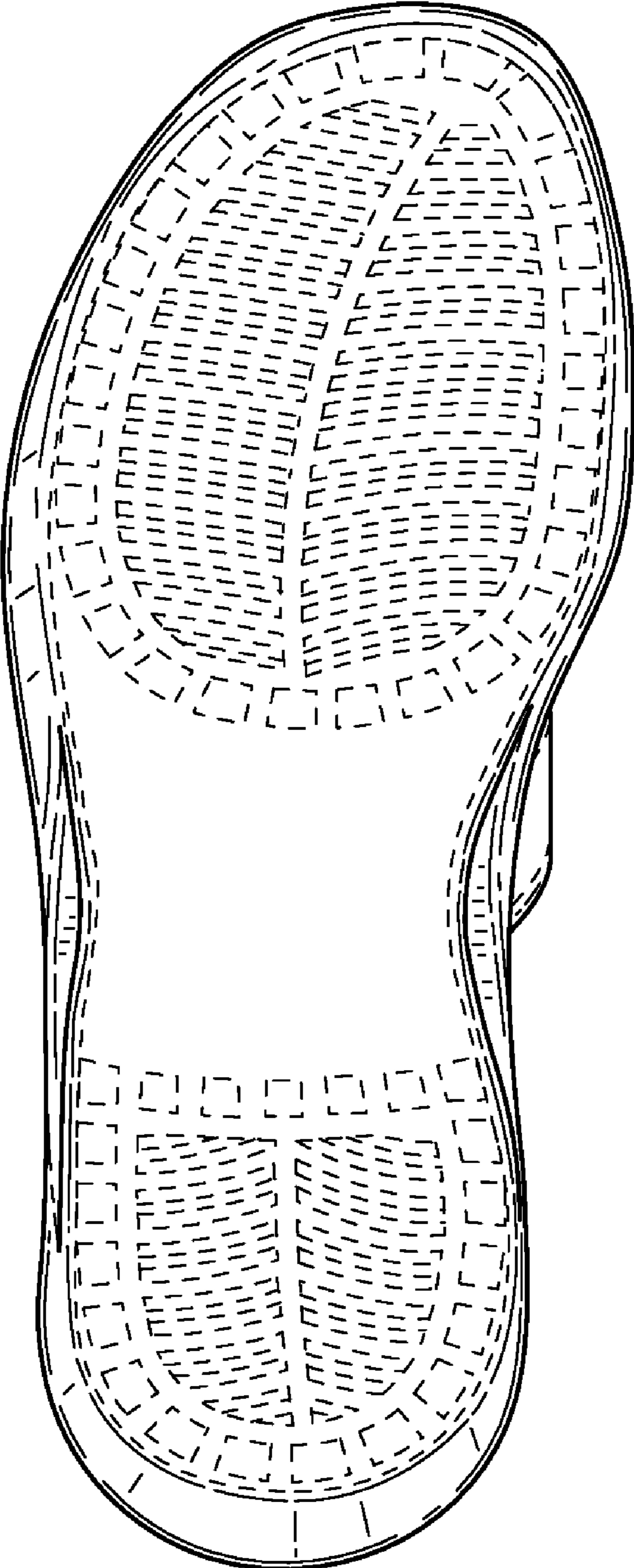


FIG.7