



US00D575937S

(12) **United States Design Patent**
Klavano

(10) **Patent No.:** **US D575,937 S**
(45) **Date of Patent:** **** Sep. 2, 2008**

(54) **SANDAL WITH HEEL STRAP**

(76) Inventor: **James K. Klavano**, 7440 S. 228th St.,
Kent, WA (US) 98032-2930

(**) Term: **14 Years**

(21) Appl. No.: **29/275,595**

(22) Filed: **Dec. 29, 2006**

(51) **LOC (8) Cl.** **02-04**

(52) **U.S. Cl.** **D2/896; D2/923**

(58) **Field of Classification Search** D2/896,
D2/902, 903, 906-908, 923, 969, 972-974,
D2/953, 955; 36/45, 77 M, 77 R, 83, 88,
36/113, 114, 126-131

See application file for complete search history.

(56) **References Cited**

U.S. PATENT DOCUMENTS

D76,541 S *	10/1928	Hopwood	D2/953
D88,763 S *	12/1932	Fowler	D2/953
D228,266 S *	9/1973	Famolare	D2/926
D247,073 S *	1/1978	Kane et al.	D2/926
D247,136 S *	2/1978	Mizoguchi	D2/907
D247,527 S *	3/1978	Foldes	D2/926
4,476,600 A	10/1984	Seidel		
D285,985 S *	10/1986	Tong	D2/955
D322,881 S *	1/1992	Bushman	D2/953
D350,021 S *	8/1994	Stein	D2/969
D365,673 S *	1/1996	Bradway	D2/908
5,960,565 A	10/1999	Lochbaum		
D457,715 S *	5/2002	Wilson	D2/969
6,516,538 B2	2/2003	Kraft		
D473,040 S *	4/2003	Hawker et al.	D2/896
D476,472 S *	7/2003	Portzline	D2/972
D479,034 S *	9/2003	Tzenos	D2/926
D479,906 S *	9/2003	Hawker et al.	D2/969
D492,095 S *	6/2004	Sanchez et al.	D2/896
D492,096 S *	6/2004	Sanchez et al.	D2/896
D498,901 S *	11/2004	Hawker et al.	D2/926
D517,788 S *	3/2006	Seamans	D2/969
D517,789 S *	3/2006	Seamans	D2/969
D517,790 S *	3/2006	Seamans	D2/969

D522,723 S *	6/2006	Fuerst	D2/923
7,055,265 B1	6/2006	Bathum		
D528,271 S *	9/2006	Issler	D2/923
D529,263 S *	10/2006	Wolf	D2/923
D535,088 S *	1/2007	Seamans	D2/969
D543,341 S *	5/2007	Seamans	D2/969
D543,681 S *	6/2007	McCarthy	D2/969
D545,032 S *	6/2007	Wolf	D2/923
D545,033 S *	6/2007	Wolf	D2/926
D548,443 S *	8/2007	Teteriatnikov	D2/969
D549,434 S *	8/2007	Seamans	D2/969
D550,434 S *	9/2007	Ades	D2/953
D550,441 S *	9/2007	Seamans	D2/969
D561,982 S *	2/2008	Hoyt	D2/896
D562,533 S *	2/2008	Keen	D2/896
D564,184 S *	3/2008	Issler	D2/896
D564,743 S *	3/2008	Seamans	D2/969
2004/0231189 A1	11/2004	Seamans		
2004/0231190 A1	11/2004	Seamans		
2004/0231191 A1	11/2004	Seamans		

* cited by examiner

Primary Examiner—Dominic Simone

(74) *Attorney, Agent, or Firm*—Darby & Darby PC; Patrick Turner

(57) **CLAIM**

The ornamental design for a sandal with heel strap, as shown and described.

DESCRIPTION

FIG. 1 is a top front perspective view of a sandal showing my new design;

FIG. 2 is a top rear perspective view thereof;

FIG. 3 is a top plan view thereof;

FIG. 4 is a bottom plan view thereof;

FIG. 5 is front elevation view thereof;

FIG. 6 is a rear elevation view thereof;

FIG. 7 is a right side elevation view thereof; and,

FIG. 8 is a left side elevation view thereof.

1 Claim, 4 Drawing Sheets






Fig. 1.

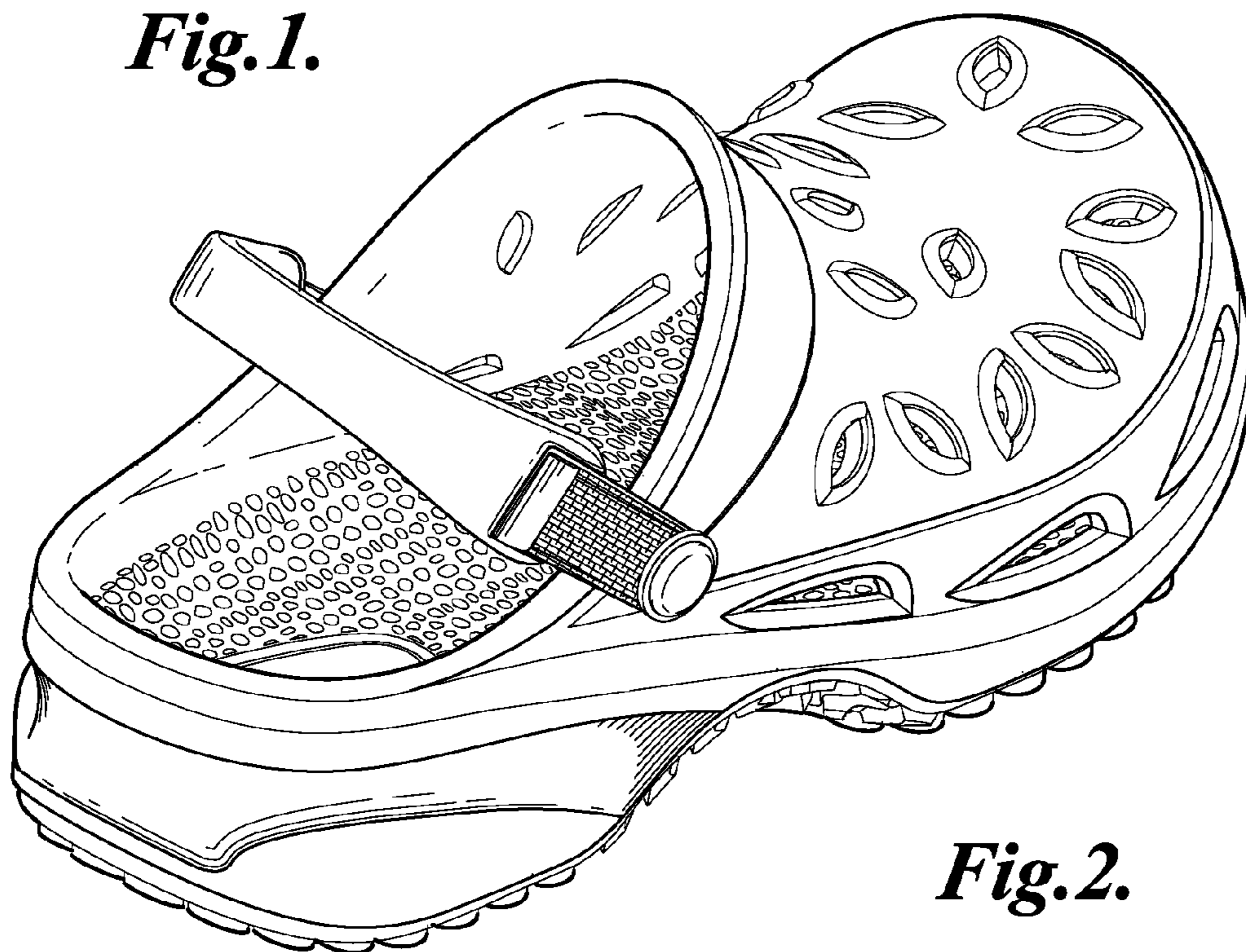


Fig. 2.

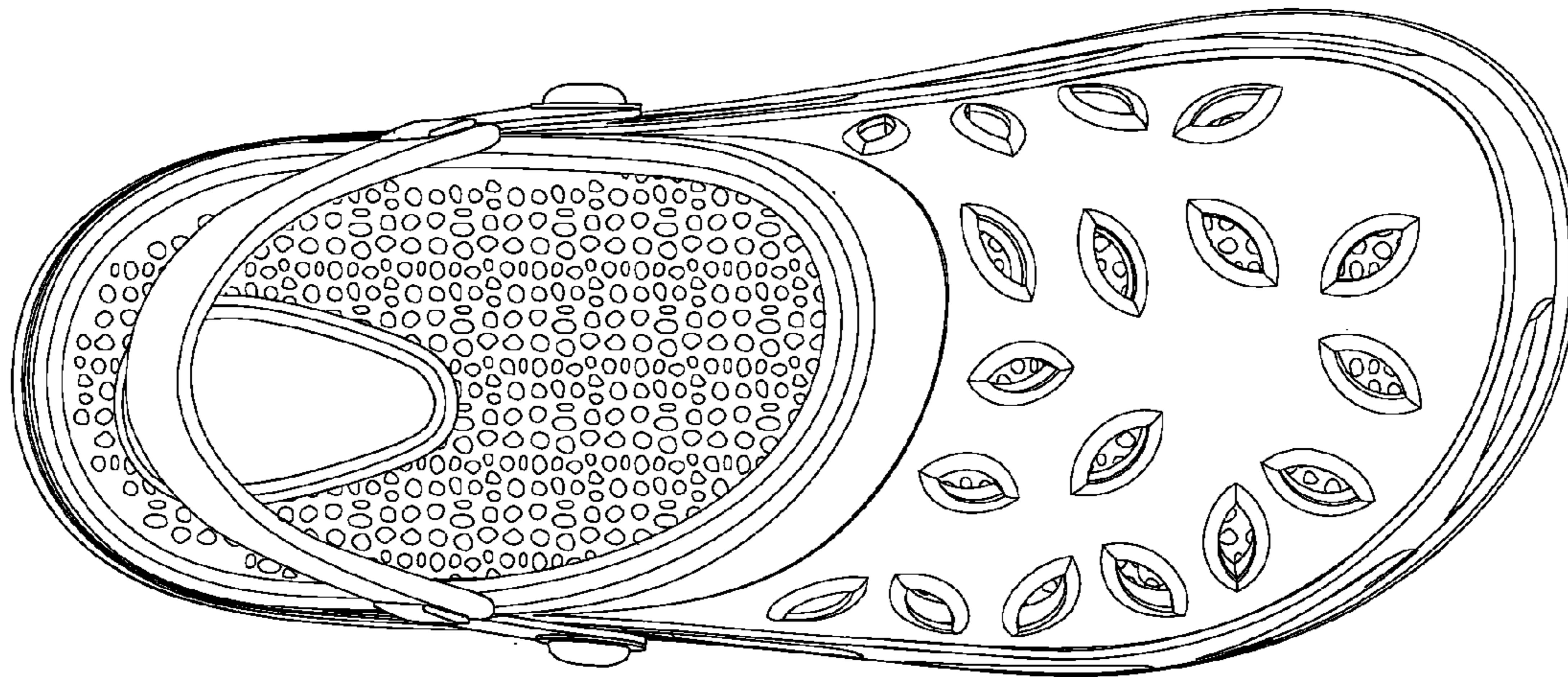


Fig. 3.




Fig. 4.

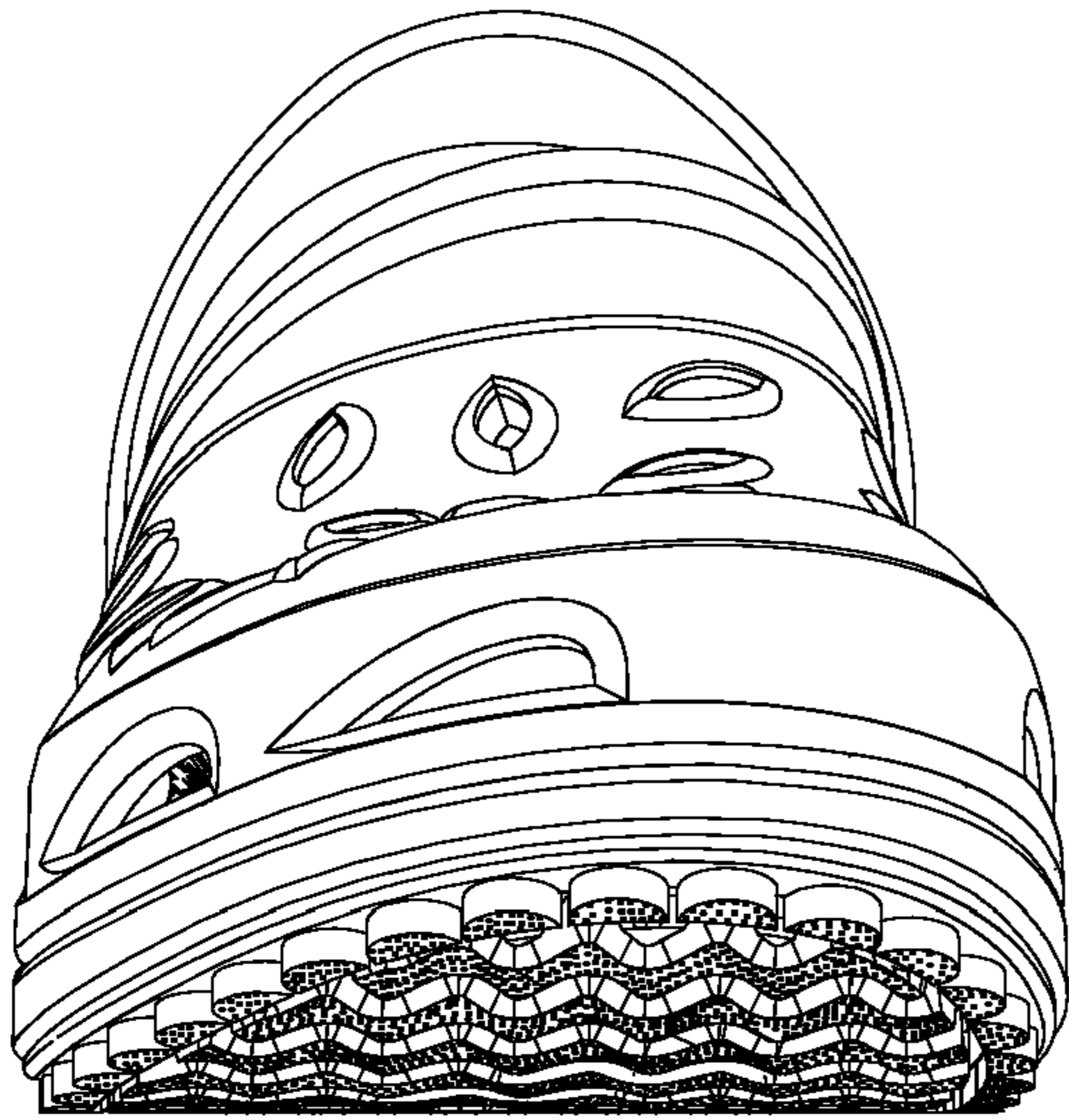


Fig. 5.

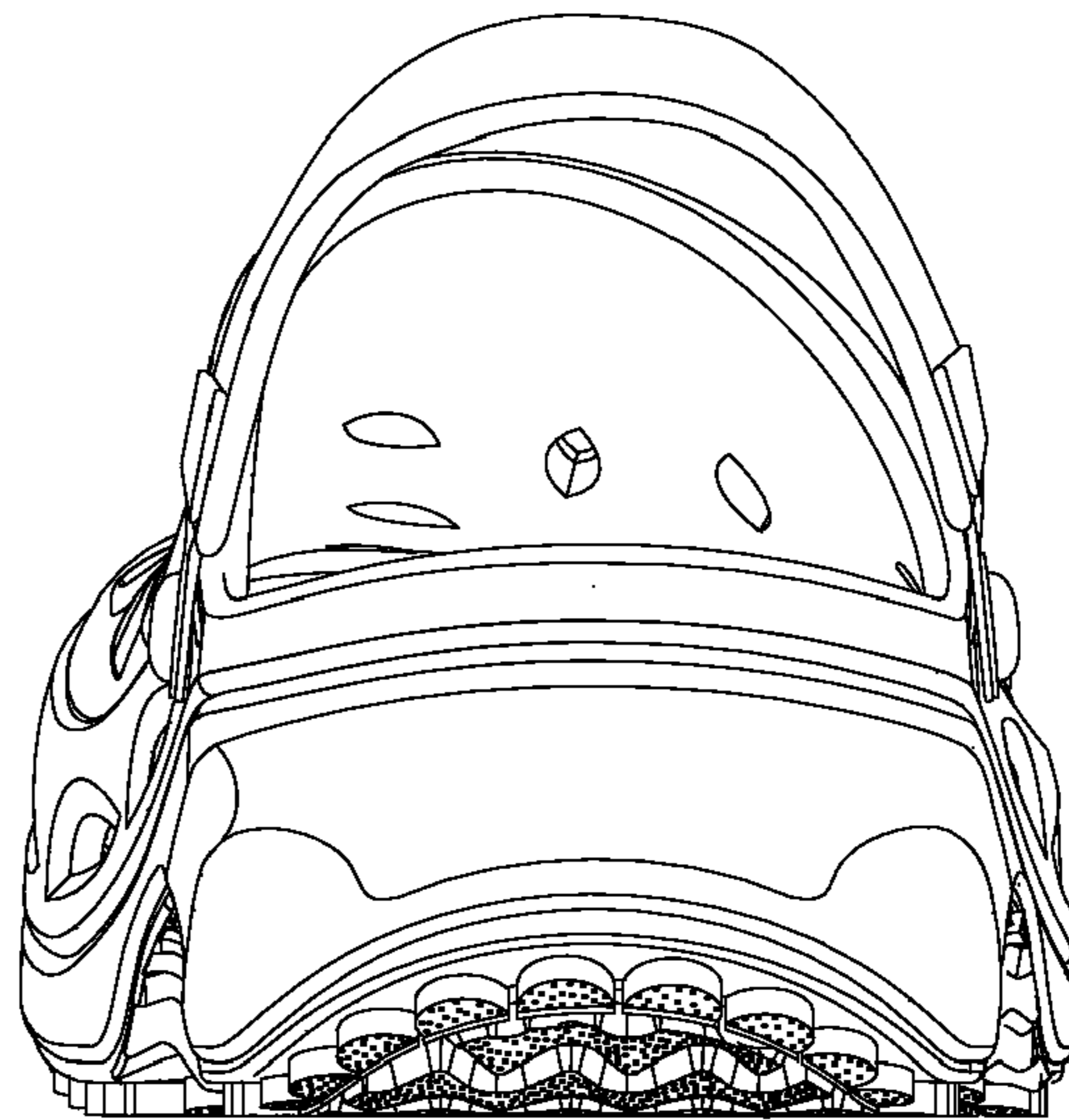


Fig. 6.




Fig. 7.

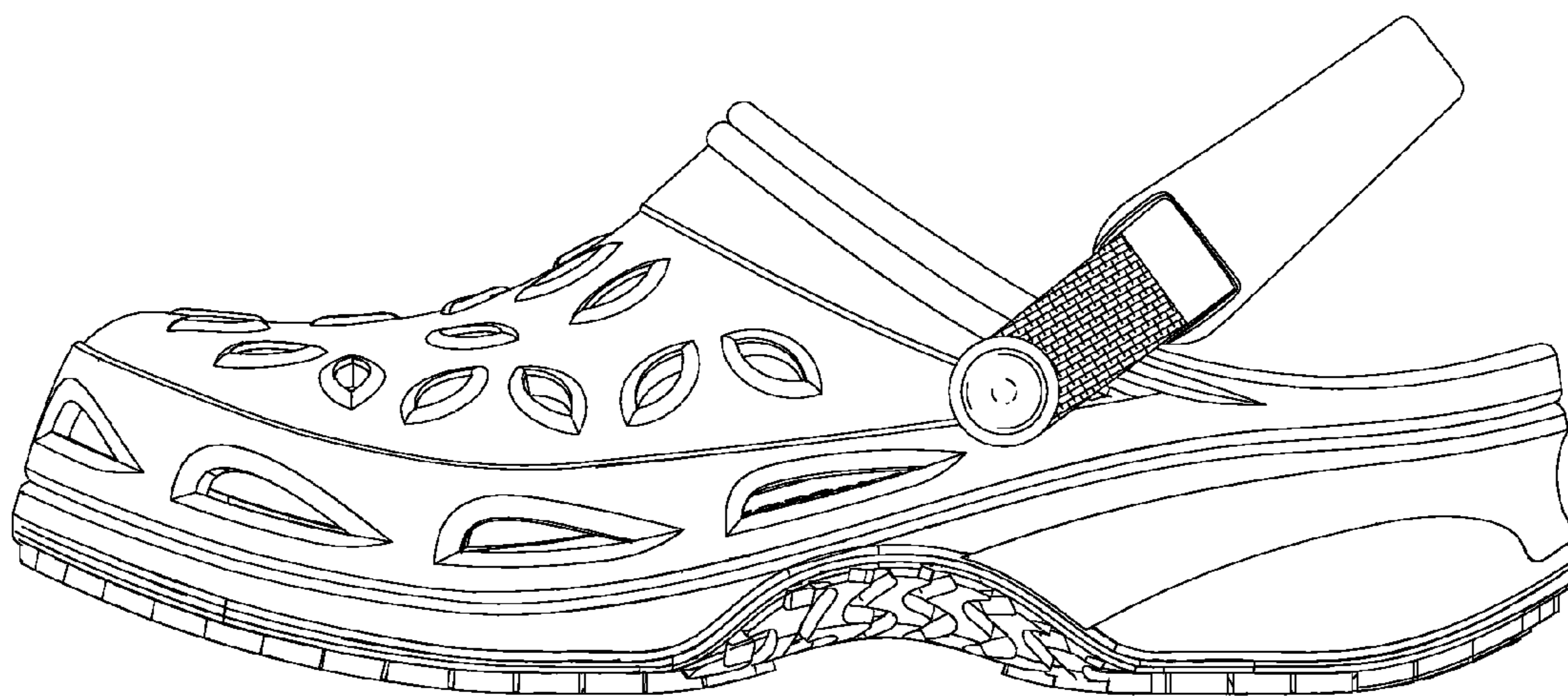


Fig. 8.