



US00D575924S

(12) **United States Design Patent**
Niebuhr

(10) **Patent No.:** **US D575,924 S**
(45) **Date of Patent:** **** Aug. 26, 2008**

(54) **JOYSTICK FOR A FORKLIFT TRUCK**

FOREIGN PATENT DOCUMENTS

(75) Inventor: **Michael Niebuhr**, Bargteheide (DE)

EP 0 712 062 B1 10/1995

(73) Assignee: **Jungheinrich Aktiengesellschaft**,
Hamburg (DE)

OTHER PUBLICATIONS

(**) Term: **14 Years**

(21) Appl. No.: **29/279,881**

(22) Filed: **May 10, 2007**

Photo tagged "CA" shows prior fork lift design on the left with Applicant's invention being shown on the right.

Photo tagged "CB" shows prior fork lift design on the left with Applicant's invention being shown on the right.

Photo tagged "CC" is elevational view from the rear side on the fork of the prior fork lift design on the left with Applicant's invention being shown on the right.

Photo tagged "CD" shows prior fork lift design on the left with Applicant's invention being shown on the right.

Photo tagged "CE" shows prior fork lift design on the left with Applicant's invention being shown on the right.

Photo tagged "CF" shows prior fork lift design on the left with Applicant's invention being shown on the right.

Related U.S. Application Data

(62) Division of application No. 29/208,113, filed on Jun. 22, 2004, now Pat. No. Des. 548,923.

(51) **LOC (8) Cl.** **12-05**

(52) **U.S. Cl.** **D34/35**

(58) **Field of Classification Search** D34/34,
D34/35; 280/43.12; 187/222; 414/685;
244/234; D14/415

See application file for complete search history.

* cited by examiner

Primary Examiner—Cynthia E Ramirez

(74) *Attorney, Agent, or Firm*—Vidas, Arrett & Steinkraus

(56) **References Cited**

U.S. PATENT DOCUMENTS

D309,051	S	*	7/1990	Laatsch	D34/35
D362,330	S	*	9/1995	Avitan et al.	D34/35
5,472,156	A	*	12/1995	Bivens et al.	244/234
5,769,363	A	*	6/1998	Griswold et al.	244/234
D401,718	S	*	11/1998	Henshaw et al.	D34/35
D445,232	S	*	7/2001	Price	D34/35
6,425,729	B1	*	7/2002	Coutant	414/685
D526,109	S	*	8/2006	Bergman et al.	D34/35
D526,757	S	*	8/2006	Bergman et al.	D34/35
D536,153	S	*	1/2007	Niebuhr et al.	D34/35
D548,923	S		8/2007	Niebuhr		

(57) **CLAIM**

The ornamental design for a joystick for a fork lift truck, as shown and described.

DESCRIPTION

FIG. 1 is a top plan view of the joystick for a fork lift truck showing my new design;

FIG. 2 is a front elevational view thereof;

FIG. 3 is a left elevational view thereof;

FIG. 4 is a right elevational view thereof;

FIG. 5 a rear elevational view thereof; and,

FIG. 6 is a bottom plan view thereof.

1 Claim, 6 Drawing Sheets




FIG. 1

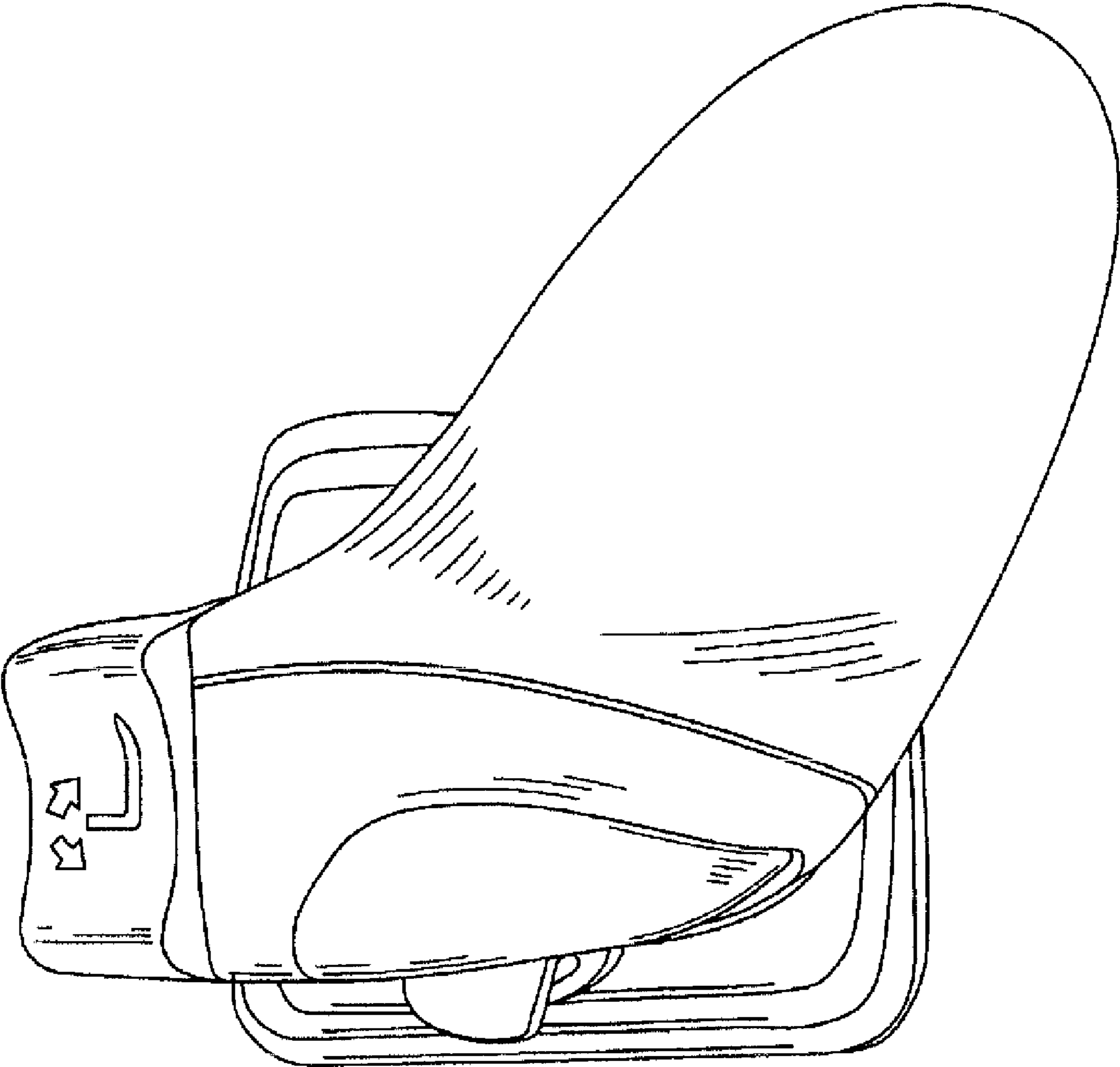


FIG. 2

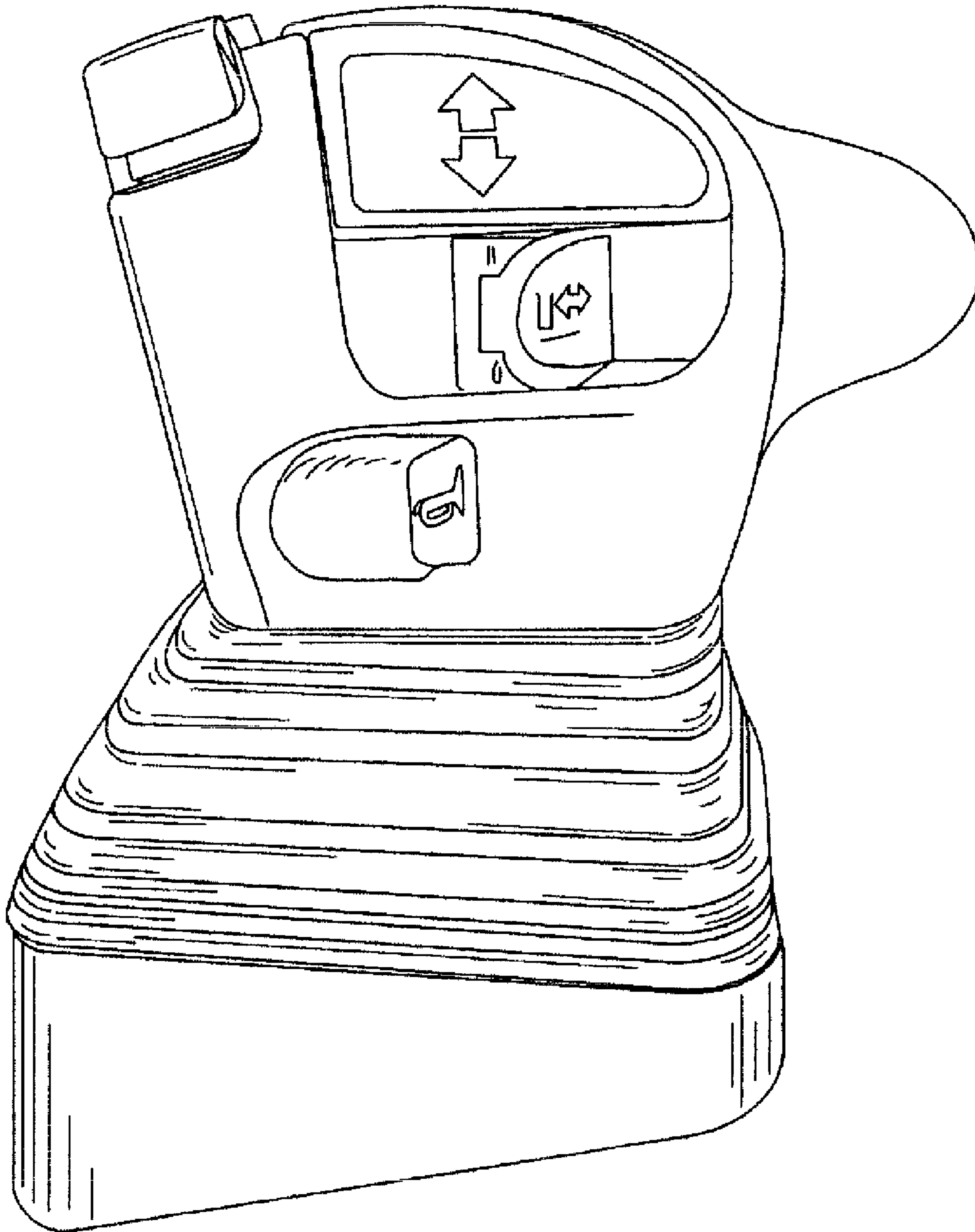


FIG. 3




FIG. 4




FIG. 5




FIG. 6

