

US00D575923S

(12) **United States Design Patent**  
**Stark**

(10) **Patent No.:** **US D575,923 S**

(45) **Date of Patent:** **\*\* Aug. 26, 2008**

(54) **SURFACE CONFIGURATION OF A  
FORKLIFT, TOY, AND/OR OTHER REPLICAS**

(75) Inventor: **Stefan Stark**, Ludwigsburg (DE)

(73) Assignee: **Dr. Ing. h.c.F. Porsche  
Aktiengesellschaft**, Stuttgart (DE)

(\*\*) Term: **14 Years**

(21) Appl. No.: **29/262,022**

(22) Filed: **Jun. 26, 2006**

(30) **Foreign Application Priority Data**

Dec. 26, 2005	(EM)	000453964-0001
Dec. 26, 2005	(EM)	000453964-0002
Dec. 26, 2005	(EM)	000453964-0003
Dec. 26, 2005	(EM)	000453964-0004
Dec. 26, 2005	(EM)	000453964-0005
Dec. 26, 2005	(EM)	000453964-0006
Dec. 26, 2005	(EM)	000453964-0007
Dec. 26, 2005	(EM)	000453964-0008

(51) **LOC (8) Cl.** ..... **12-05**

(52) **U.S. Cl.** ..... **D34/34**

(58) **Field of Classification Search** ..... D34/34;  
187/222, 237, 238; 414/631; 180/89.12,  
180/89.13, 89.17

See application file for complete search history.

(56) **References Cited**

**U.S. PATENT DOCUMENTS**

D271,151	S *	10/1983	Kirby et al.	.....	D34/35
D327,356	S *	6/1992	Laatsch	.....	D34/34
5,184,699	A *	2/1993	Aoki et al.	.....	187/224
D346,259	S *	4/1994	Laatsch	.....	D34/34
D353,931	S *	12/1994	Kobayakawa et al.	.....	D34/34
D354,604	S *	1/1995	Soederberg	.....	D34/34
5,524,721	A *	6/1996	Yamauchi	.....	180/69.2
5,560,451	A *	10/1996	Hincks	.....	187/237
D386,877	S *	11/1997	Russey et al.	.....	D34/34
D393,134	S *	3/1998	Mariano	.....	D34/34
D393,516	S *	4/1998	Hahn et al.	.....	D34/34
D396,928	S *	8/1998	Hahn et al.	.....	D34/34
5,881,842	A *	3/1999	Kikukawa	.....	187/222

D411,681	S *	6/1999	Murakami et al.	.....	D34/34
D412,385	S *	7/1999	Murakami et al.	.....	D34/34
D427,409	S *	6/2000	Sato et al.	.....	D34/34
D448,136	S *	9/2001	Yurushi et al.	.....	D34/34
D452,598	S *	12/2001	Sato	.....	D34/34
D466,268	S *	11/2002	Kraimer et al.	.....	D34/34
D466,669	S *	12/2002	Kraimer et al.	.....	D34/34
D468,885	S *	1/2003	Salin et al.	.....	D34/34
D469,236	S *	1/2003	Mitsuyoshi et al.	.....	D34/34
D470,990	S *	2/2003	Han et al.	.....	D34/34
D471,339	S *	3/2003	Mori	.....	D34/34
D471,340	S *	3/2003	Shibata et al.	.....	D34/34
D492,831	S *	7/2004	Kouyama	.....	D34/34
D518,268	S *	3/2006	Stark	.....	D34/34
D526,460	S *	8/2006	Goto et al.	.....	D34/34
D536,504	S *	2/2007	Righi	.....	D34/34
D538,004	S *	3/2007	Kouyama et al.	.....	D34/34
D542,004	S *	5/2007	Righi	.....	D34/34
D542,503	S *	5/2007	Righi	.....	D34/34

\* cited by examiner

*Primary Examiner*—Cynthia E Ramirez

(74) *Attorney, Agent, or Firm*—Crowell & Moring LLP

(57) **CLAIM**

The ornamental design for a surface configuration of forklift, toy, and/or other replicas, as shown and described.

**DESCRIPTION**

This application is related to the following co-pending applications, of the inventor, filed on even date herewith:

Application Ser. No. 29/262,038, entitled “Surface Configuration of a Forklift, Toy, and/or Other Replicas”; and

Application Ser. No. 29/262,037, entitled “Surface Configuration of a Forklift, Toy, and/or Other Replicas”.


FIG. 1 is a right side view of a surface configuration of a forklift, toy and/or other replicas according to my novel design;

FIG. 2 is a left side view thereof;

FIG. 3 is a rear view thereof; and,

FIG. 4 is a front view thereof.

**1 Claim, 2 Drawing Sheets**






FIG. 1

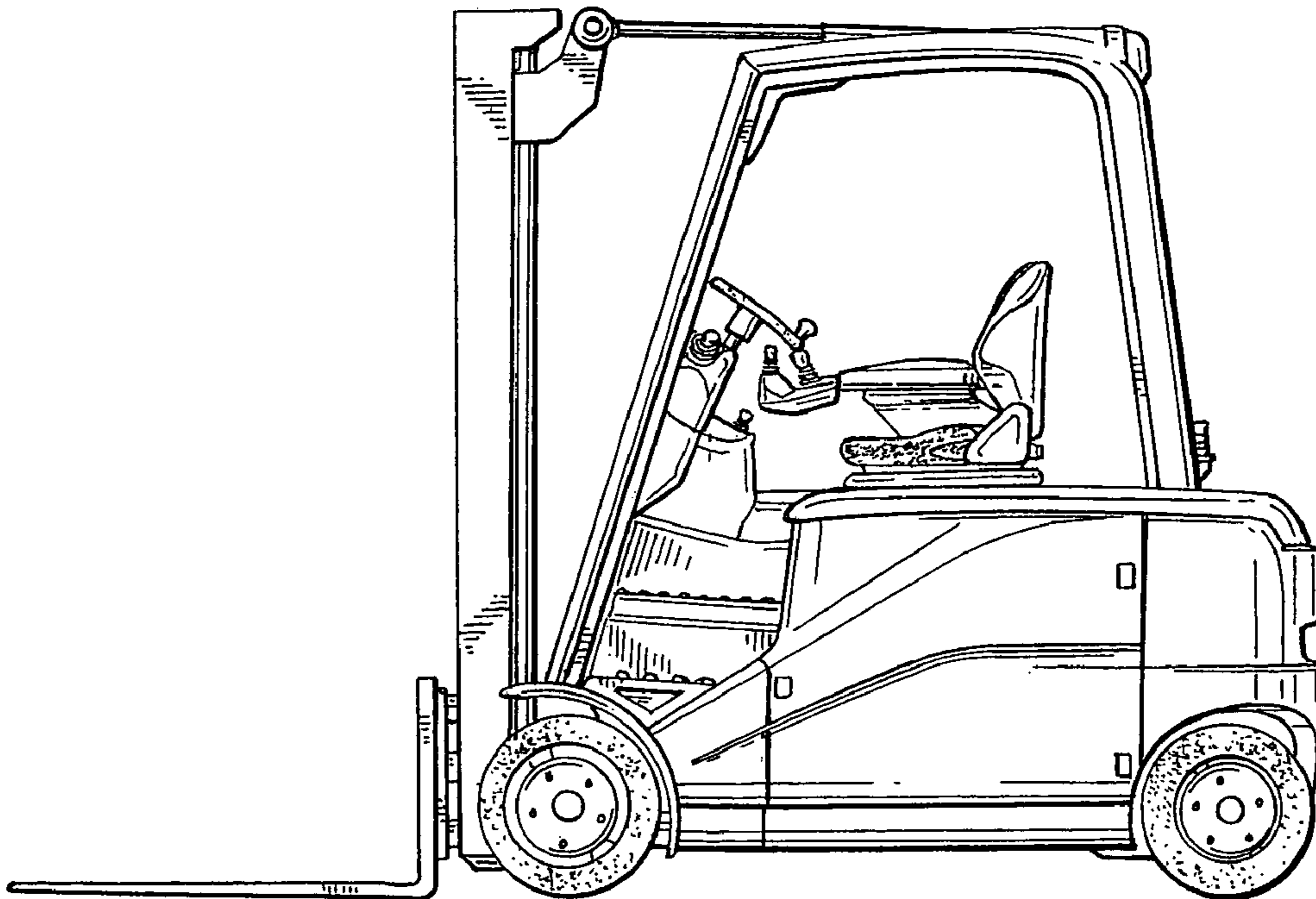


FIG. 2




FIG. 3




FIG. 4