



US00D575909S

(12) **United States Design Patent**
Nazimek

(10) **Patent No.:** **US D575,909 S**

(45) **Date of Patent:** **** Aug. 26, 2008**

(54) **DOG TOY**

(76) Inventor: **Jill B. Nazimek**, 200 Skyline Dr.,
Golden, CO (US) 80403

(**) Term: **14 Years**

(21) Appl. No.: **29/265,586**

(22) Filed: **Sep. 1, 2006**

(51) **LOC (8) Cl.** **30-99**

(52) **U.S. Cl.** **D30/160**

(58) **Field of Classification Search** D30/160;
119/702, 706-711; D21/408, 443-444, 465-467;
D24/194-195

See application file for complete search history.

(56) **References Cited**

U.S. PATENT DOCUMENTS

1,962,927 A	6/1934	De Bats	
3,026,110 A	3/1962	Hess et al.	
4,115,946 A	9/1978	Vukmirovich	
4,253,672 A	3/1981	Milzoff et al.	
5,078,637 A	1/1992	McFarland	
5,092,608 A	3/1992	Snipes	
D345,586 S	3/1994	Hanna	
D357,983 S	5/1995	Abrams	
D359,600 S	6/1995	Hotta et al.	
D368,965 S *	4/1996	Nakata et al.	D24/194
D368,991 S *	4/1996	O'Rourke et al.	D30/160
D387,513 S	12/1997	Mauldin, Jr.	
D418,638 S *	1/2000	Arnold	D30/160
D495,465 S *	9/2004	Tepper et al.	D30/160
D506,301 S *	6/2005	Tepper et al.	D30/160
D512,541 S *	12/2005	Byrne	D30/160

D513,545 S *	1/2006	Byrne	D30/160
D529,668 S *	10/2006	Wang	D30/160
D548,409 S *	8/2007	Renforth et al.	D30/160
D569,562 S	5/2008	Nazimek	

OTHER PUBLICATIONS

U.S. Appl. No. 29/265,583, filed Sep. 1, 2006; Inventor: Jill B. Nazimek.

U.S. Appl. No. 29/265,584, filed Sep. 1, 2006; Inventor: Jill B. Nazimek.

U.S. Appl. No. 29/265,587, filed Sep. 1, 2006; Inventor: Jill B. Nazimek.

* cited by examiner

Primary Examiner—Cathy Anne MacCormac

(74) *Attorney, Agent, or Firm*—Margaret Polson; Patent Law Offices of Rick Martin, P.C

(57) **CLAIM**

The ornamental design for a dog toy, as shown and described.

DESCRIPTION

FIG. 1 is a perspective view of the dog toy of the present invention;

FIG. 2 is a front view thereof;

FIG. 3 is a rear view thereof;

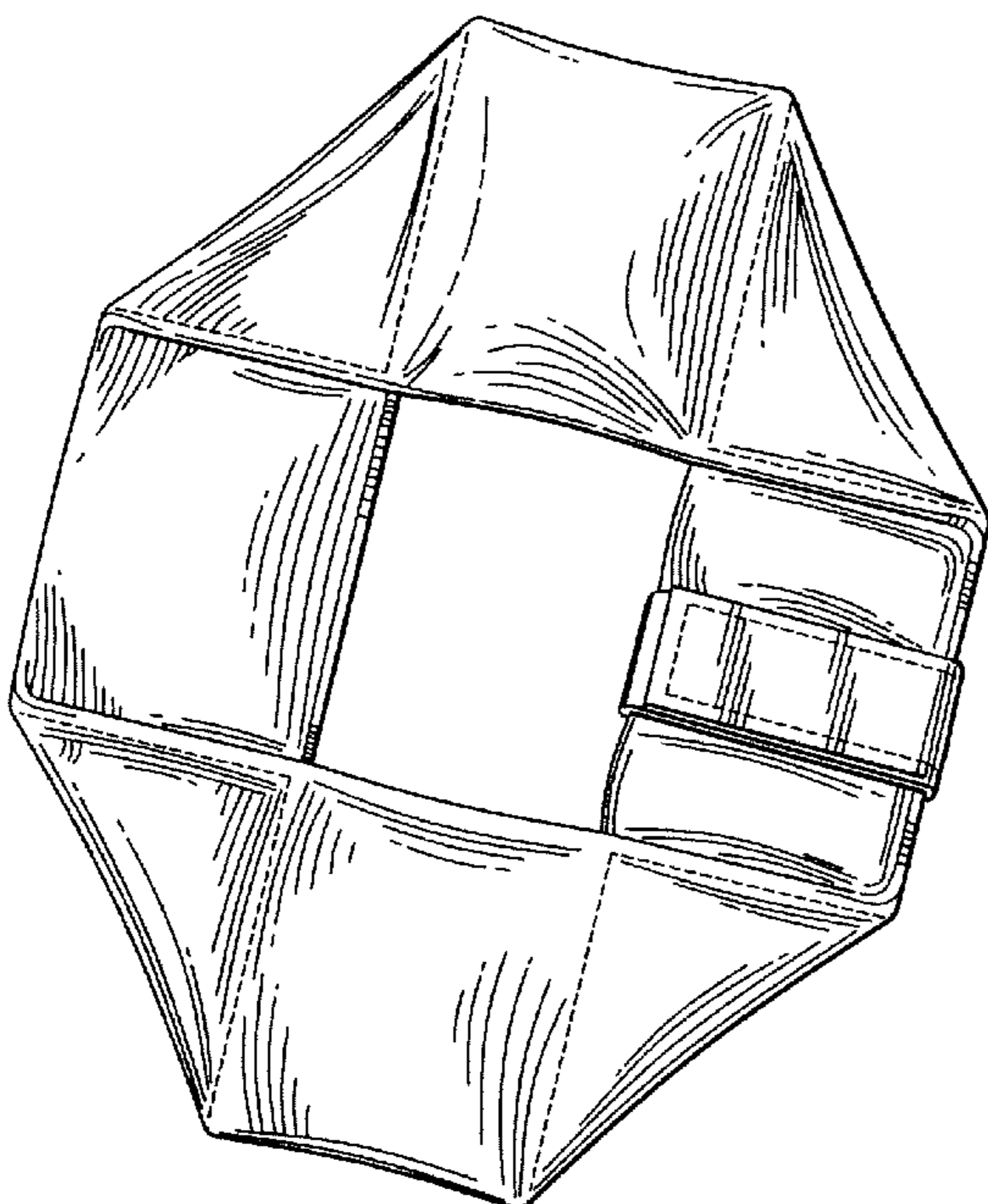
FIG. 4 is a right view thereof;

FIG. 5 is a left side view thereof;

FIG. 6 is a top view thereof; and,

FIG. 7 is a bottom view thereof.

1 Claim, 3 Drawing Sheets



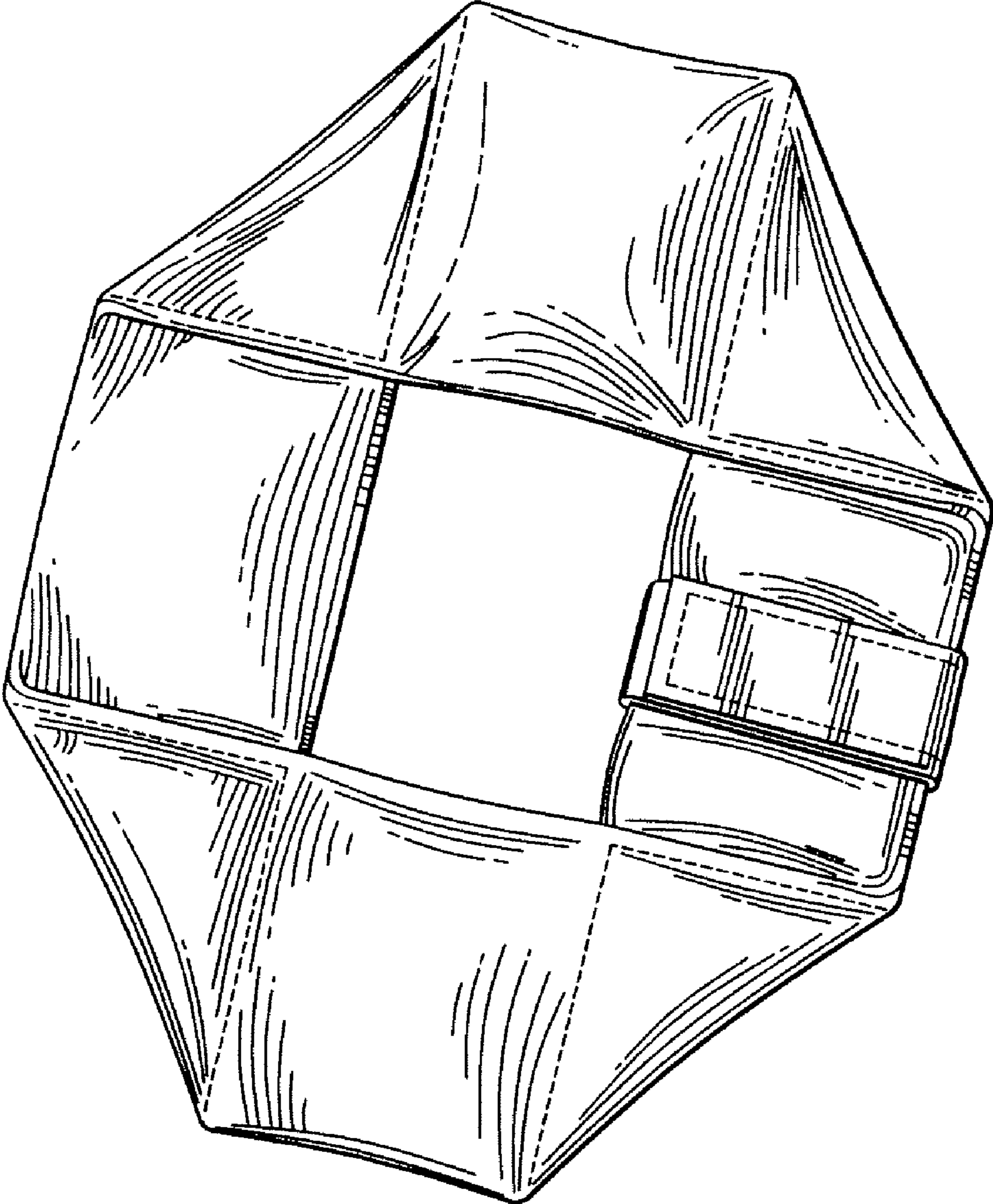


FIG.1

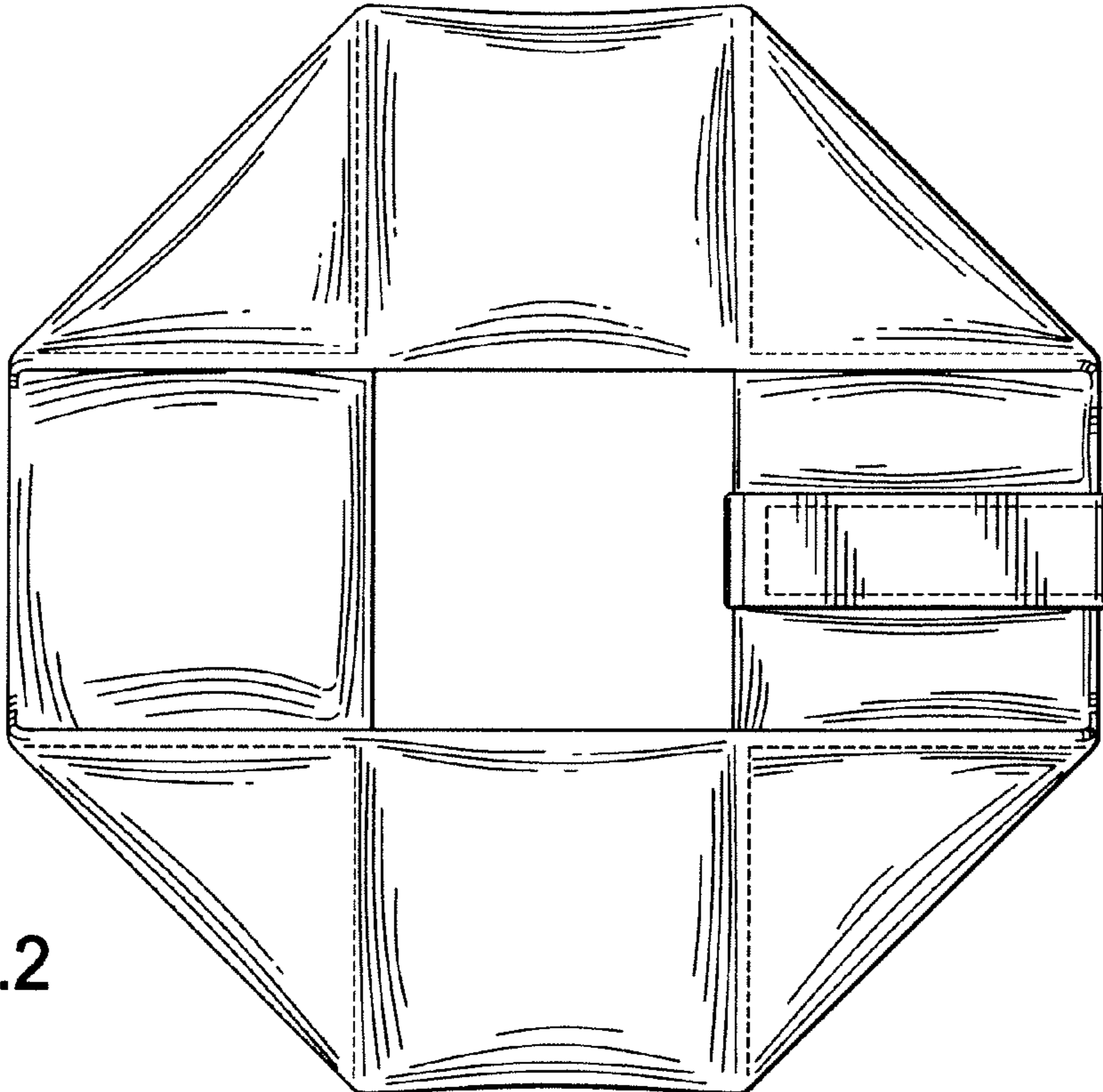


FIG. 2

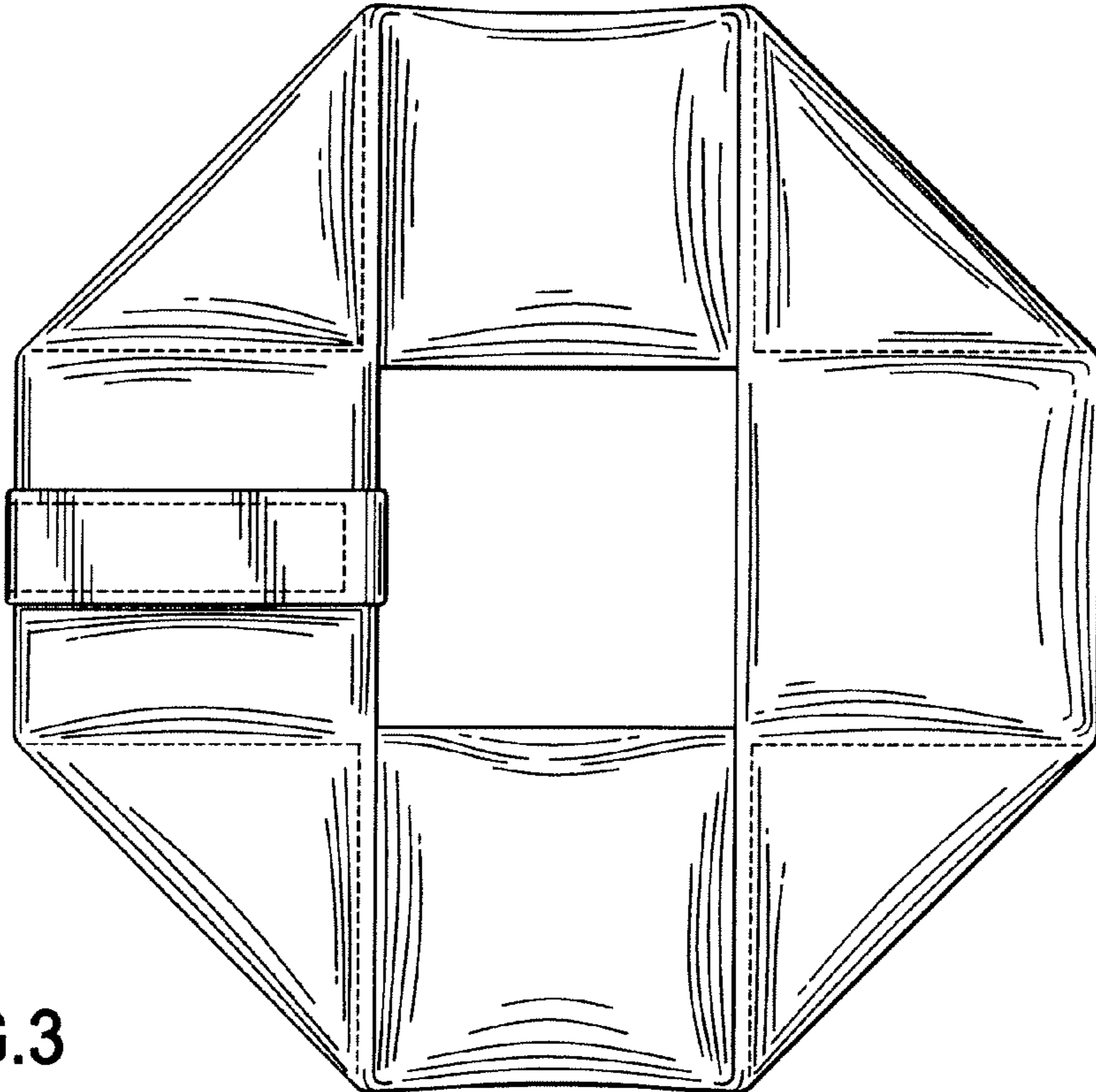


FIG. 3

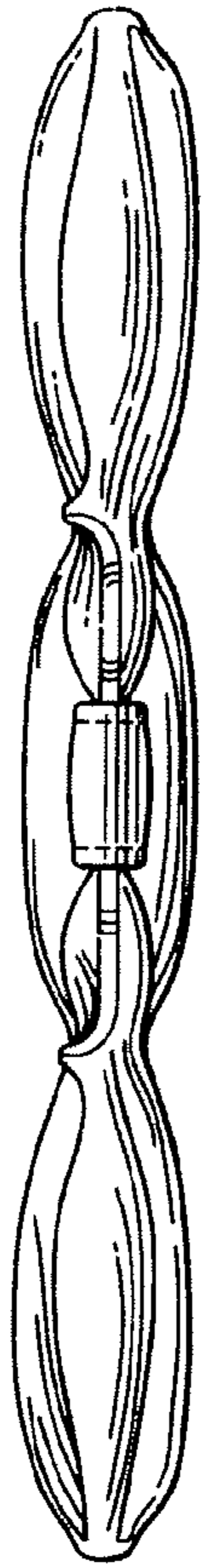


FIG. 4



FIG. 5



FIG. 6



FIG. 7