



US00D575882S

(12) **United States Design Patent**
Konkle

(10) **Patent No.:** **US D575,882 S**

(45) **Date of Patent:** **** Aug. 26, 2008**

(54) **OUTDOOR PRIVACY DIVIDER**

(75) Inventor: **Steve Konkle**, Kirkland, WA (US)

(73) Assignee: **Anderson Daymon Worldwide, LLC**,
Issaquah, WA (US)

(**) Term: **14 Years**

(21) Appl. No.: **29/277,954**

(22) Filed: **Mar. 14, 2007**

(51) **LOC (8) Cl.** **25-01**

(52) **U.S. Cl.** **D25/157**

(58) **Field of Classification Search** D25/58,
D25/157, 147, 158; 52/238.1, 239, 243,
52/314; 428/578, 580, 80

See application file for complete search history.

(56) **References Cited**

U.S. PATENT DOCUMENTS

- D239,529 S * 4/1976 Mead D25/157
- D242,100 S * 11/1976 Casey D6/332
- 4,637,178 A * 1/1987 Nimmo et al. 52/36.4
- 5,816,000 A * 10/1998 Izatt et al. 52/238.1

6,061,972 A * 5/2000 Thorp 52/36.1

* cited by examiner

Primary Examiner—Doris Clark

(74) *Attorney, Agent, or Firm*—Seed Intellectual Property
Law Group PLLC

(57) **CLAIM**

The ornamental design for an outdoor privacy divider, as shown and described.

DESCRIPTION

FIG. 1 is a front elevational view of an outdoor privacy divider hanging from a support structure showing my new design.

FIG. 2 is a back elevational view of the outdoor privacy divider hanging from the support structure of FIG. 1.


FIG. 3 is a left side elevational view of the outdoor privacy divider.

FIG. 4 is a right side elevational view of the outdoor privacy divider.

FIG. 5 is a top plan view of the outdoor privacy divider; and, FIG. 6 is a bottom plan view of the outdoor privacy divider.

The broken lines in the figures are for illustrative purposes only and form no part of the claimed design.

1 Claim, 3 Drawing Sheets






FIG. 1




FIG. 2

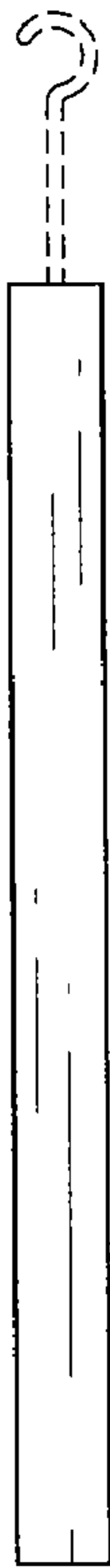


FIG. 3

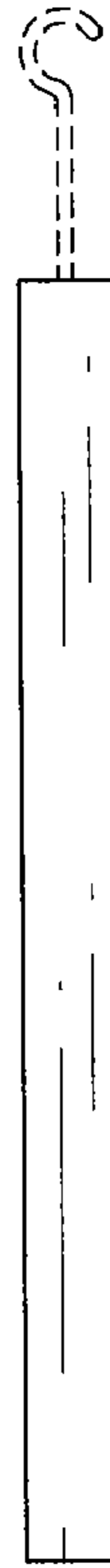


FIG. 4

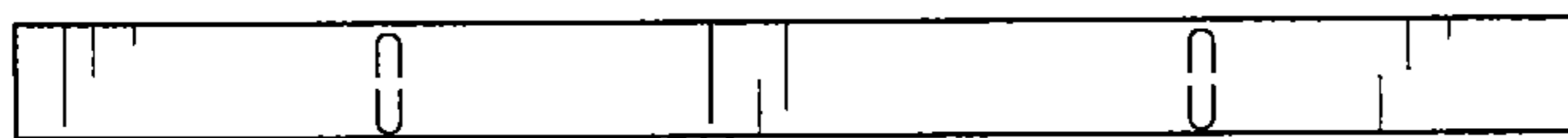


FIG. 5




FIG. 6