



US00D575881S

(12) **United States Design Patent**
Diamond

(10) **Patent No.:** **US D575,881 S**

(45) **Date of Patent:** **** Aug. 26, 2008**

(54) **GRATE**

D522,149 S * 5/2006 Shin D25/156

(75) Inventor: **Craig Andrew Diamond**, Seattle, WA
(US)

* cited by examiner

Primary Examiner—Doris Clark

(73) Assignee: **Iron Age Design and Import, LLC**,
Tacoma, WA (US)

(74) *Attorney, Agent, or Firm*—Joshua King; Graybeal
Jackson Haley LLP

(**) Term: **14 Years**

(57) **CLAIM**

(21) Appl. No.: **29/288,025**

I claim the ornamental design for a grate, as shown and
described.

(22) Filed: **May 24, 2007**

DESCRIPTION

(51) **LOC (8) Cl.** **25-01**

(52) **U.S. Cl.** **D25/156**

(58) **Field of Classification Search** D25/156;
47/32.7, 32.4; 52/302.1, 663; D8/1
See application file for complete search history.

FIG. 1 is an isometric view of the grate;

FIG. 2 is a front elevational view thereof;

FIG. 3 is a rear elevational view thereof, the opposite side
being symmetrical;

FIG. 4 is a first side elevational view thereof;

FIG. 5 is a second side elevational view thereof;

FIG. 6 is a bottom plan view thereof; and,


FIG. 7 is a top plan view thereof.

(56) **References Cited**

U.S. PATENT DOCUMENTS

D286,575 S	*	11/1986	Saunders	D25/156
D403,448 S	*	12/1998	Olson	D25/156
D492,425 S	*	6/2004	Johnson	D25/155
D501,261 S	*	1/2005	Hauck et al.	D25/156

1 Claim, 3 Drawing Sheets



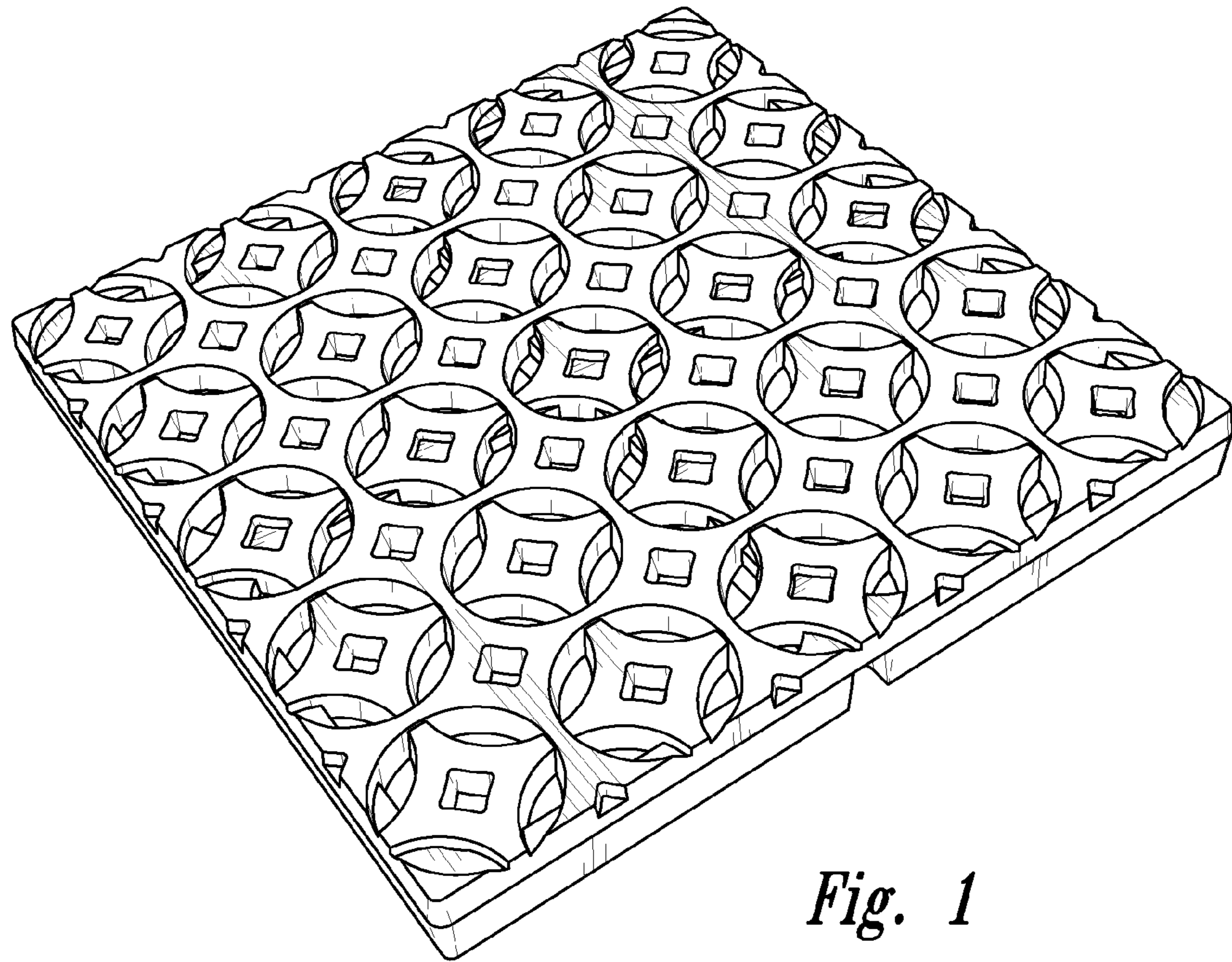


Fig. 1

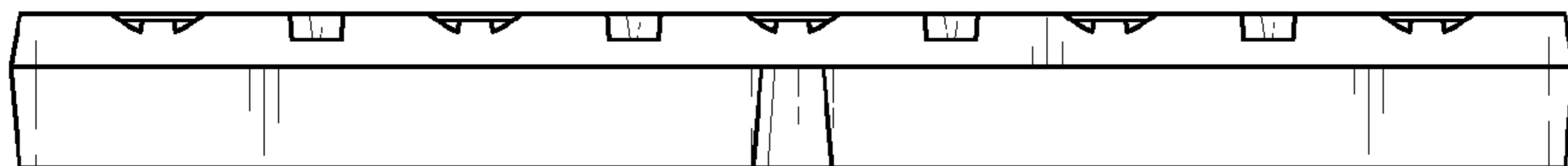


Fig. 2

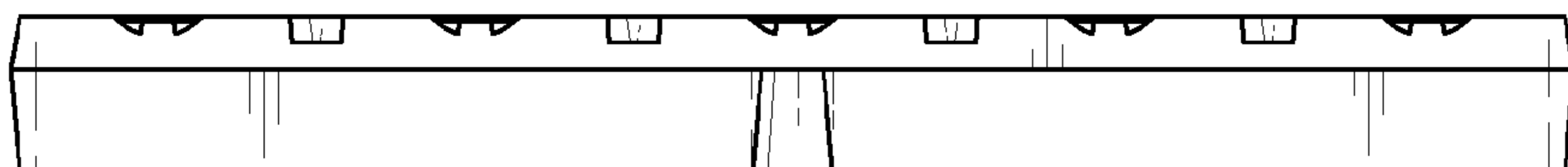


Fig. 3

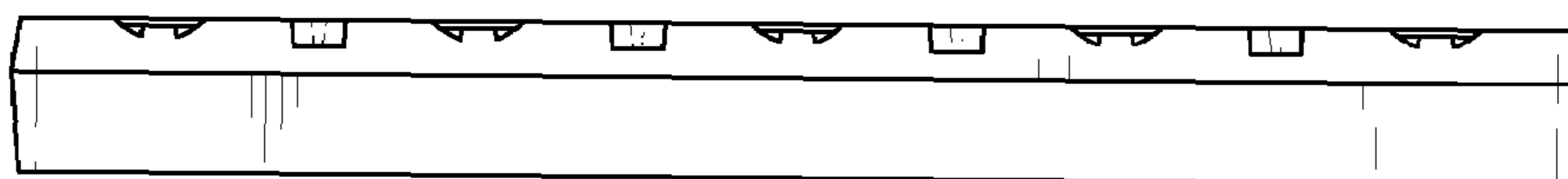


Fig. 4



Fig. 5




Fig. 6




Fig. 7