



US00D575876S

(12) **United States Design Patent**
Laverack

(10) **Patent No.:** **US D575,876 S**

(45) **Date of Patent:** **** Aug. 26, 2008**

(54) **BODY FLUID ASSAY DEVICE**

(75) Inventor: **Paul Laverack**, Buckinghamshire (GB)

(73) Assignee: **Inverness Medical Switzerland GmbH**, Zug (CH)

(**) Term: **14 Years**

(21) Appl. No.: **29/285,328**

(22) Filed: **Mar. 26, 2007**

(30) **Foreign Application Priority Data**

Sep. 27, 2006 (GB) 3026067

(51) **LOC (8) Cl.** **24-02**

(52) **U.S. Cl.** **D24/225**

(58) **Field of Classification Search** D24/216–230,
D24/169, 186; D10/81; 422/56, 57, 58,
422/61, 68.1, 69, 70, 101, 104

See application file for complete search history.

(56) **References Cited**

U.S. PATENT DOCUMENTS

D341,663 S *	11/1993	Coulter	D24/225
D383,549 S *	9/1997	Arnett et al.	D24/223
D394,317 S *	5/1998	Carp	D24/223
D432,244 S *	10/2000	Anderson et al.	D24/223
6,372,516 B1 *	4/2002	Sun	422/104
D491,274 S *	6/2004	Dubniczki et al.	D24/223
D493,893 S *	8/2004	Wang	D24/223
D497,999 S *	11/2004	Long	D24/223

D499,812 S *	12/2004	Wu	D24/223
D509,901 S *	9/2005	Phelan et al.	D24/223
D531,735 S *	11/2006	Lee et al.	D24/223
D536,798 S *	2/2007	Lee et al.	D24/223
7,300,627 B1 *	11/2007	Sun	422/58

* cited by examiner

Primary Examiner—Louis S Zarfaz

Assistant Examiner—Anhdao Doan

(74) *Attorney, Agent, or Firm*—Lahive & Cockfield, LLP

(57) **CLAIM**

The ornamental design for a body fluid assay device, as shown and described.

DESCRIPTION

This application is related to co-pending application Ser. Nos. 29/285,314; 29/285,321; 29/285,329; 29/285,340; 29/285,320 and 29/285,313, all filed on Mar. 26, 2007.

FIG. 1 is a bottom plan view of a body fluid assay device showing the design.

FIG. 2 is a side view of a body fluid assay device.

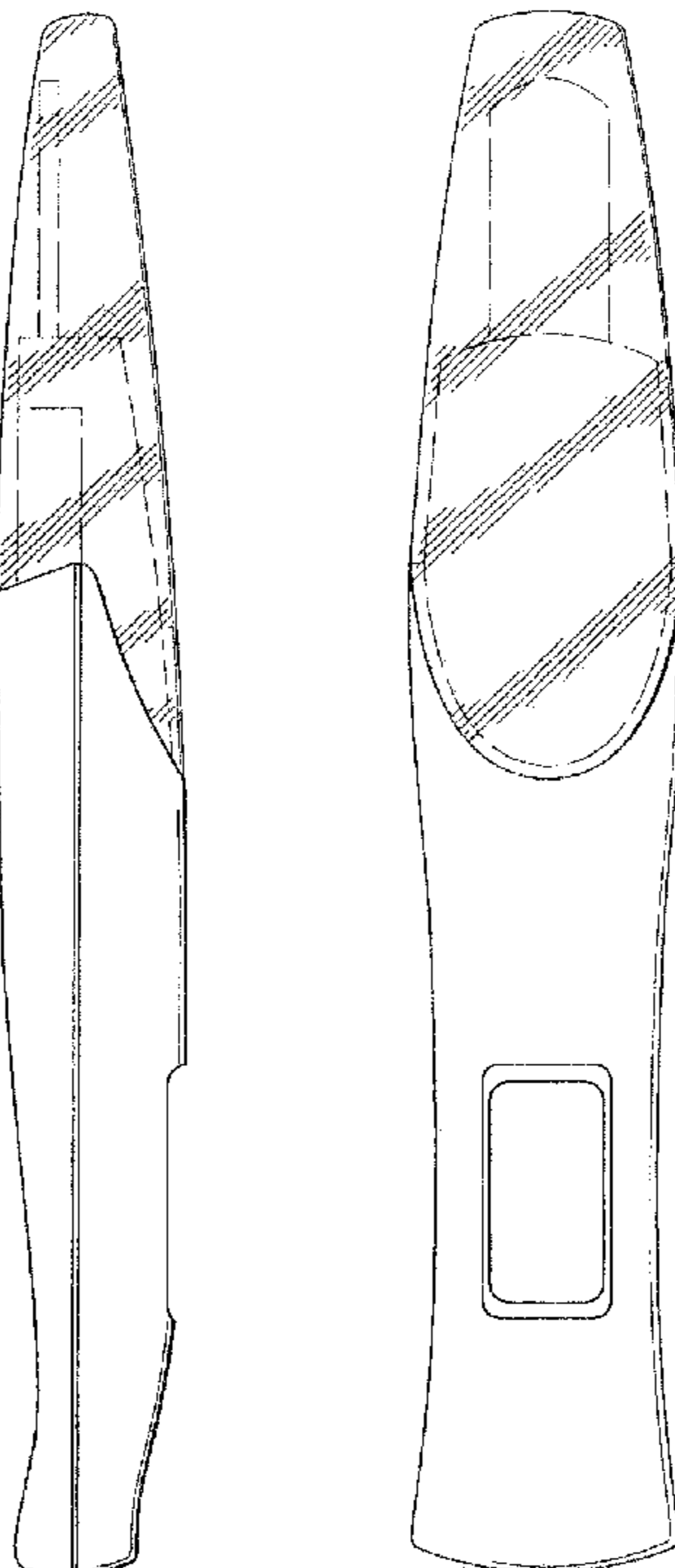
FIG. 3 is a top plan view of a body fluid assay device.

FIG. 4 is a first end view of a body fluid assay device; and,

FIG. 5 is a second end view of a body fluid assay device.

The broken lines in the drawings are included for the purpose of illustrating a portion of the body fluid assay device that forms no part of the claimed design.

1 Claim, 1 Drawing Sheet



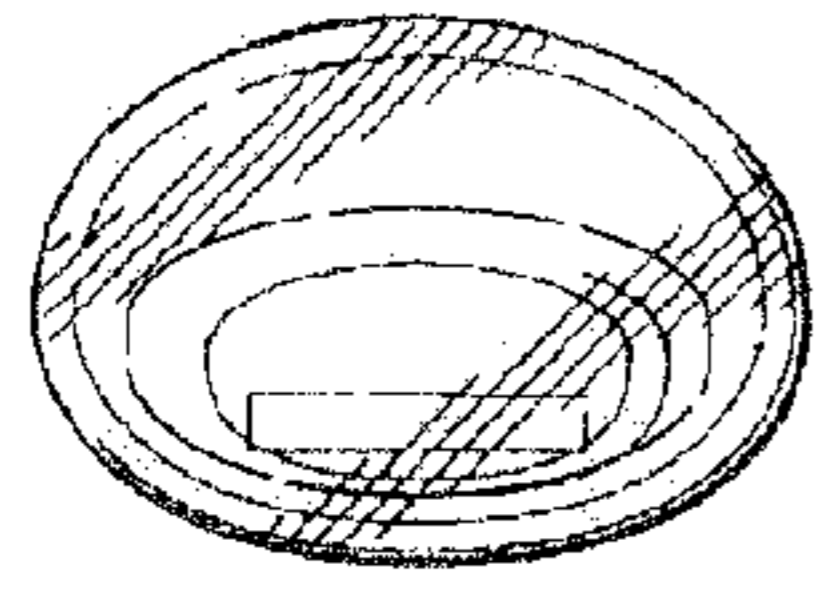


Fig. 4




Fig. 1

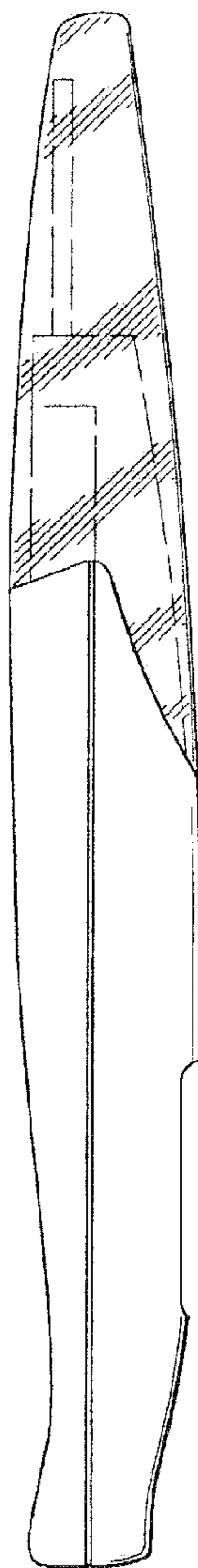


Fig. 2

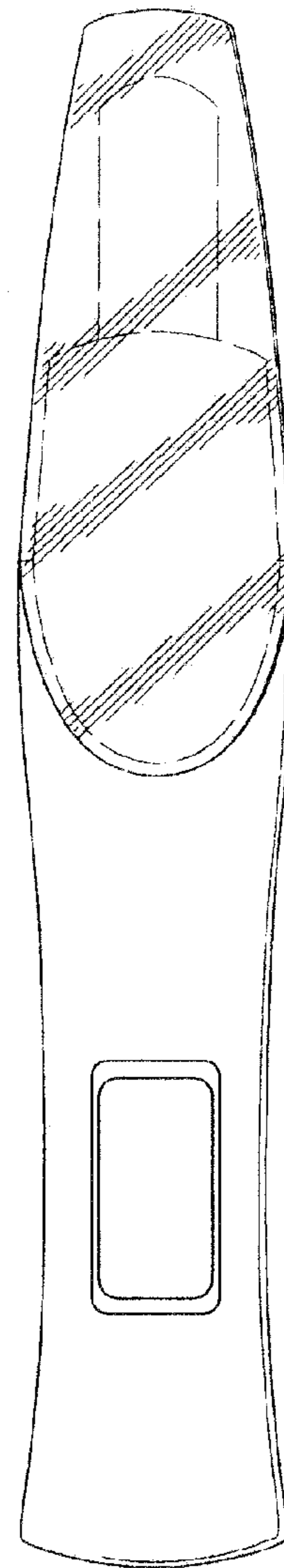


Fig. 3

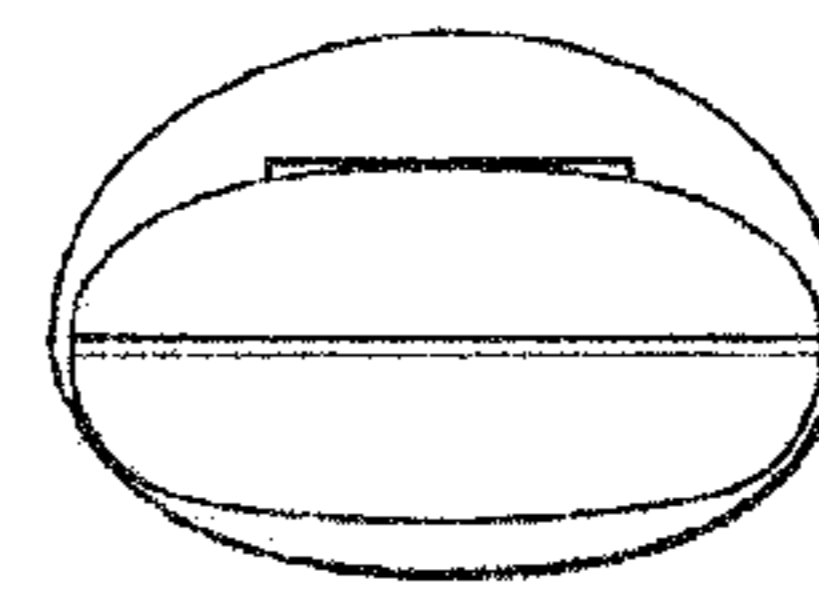


Fig. 5