

US00D575861S

(12) **United States Design Patent**
Kudo

(10) **Patent No.:** **US D575,861 S**
(45) **Date of Patent:** **** Aug. 26, 2008**

(54) **RANGE HOOD**

(75) Inventor: **Hiroshi Kudo**, Kanagawa-ken (JP)

(73) Assignee: **Fuji Industrial Co., Ltd.**,
Kanagawa-ken (JP)

(**) Term: **14 Years**

(21) Appl. No.: **29/241,653**

(22) Filed: **Oct. 31, 2005**

(51) **LOC (8) Cl.** **23-04**

(52) **U.S. Cl.** **D23/372**

(58) **Field of Classification Search** D23/372,
D23/371, 383; 126/299 R, 299 D

See application file for complete search history.

(56) **References Cited**

U.S. PATENT DOCUMENTS

D452,557 S	12/2001	Tamura
D452,558 S	12/2001	Tamura
D452,907 S	1/2002	Tamura
D483,846 S	12/2003	Kudo
D484,231 S	12/2003	Kudo

FOREIGN PATENT DOCUMENTS

CA 101924 8/2004

OTHER PUBLICATIONS

U.S. Appl. No. 29/201,316 to Kudo, filed Mar. 15, 2004.
U.S. Appl. No. 29/224,476 to Kashimura, filed Mar. 3, 2005.
U.S. Appl. No. 29/224,452 to Kashimura, filed Mar. 3, 2005.
U.S. Appl. No. 29/226,617 to Kashimura, filed Mar. 31, 2005.
U.S. Appl. No. 29/226,618 to Kashimura, filed Mar. 31, 2005.
U.S. Appl. No. 29/229,308 to Kashimura, filed May 6, 2005.

Primary Examiner—Lisa P Lichtenstein

(74) *Attorney, Agent, or Firm*—Greenblum & Berstein,
P.L.C.

(57) **CLAIM**

I claim the ornamental design for a range hood, as shown and described.

DESCRIPTION

FIG. 1 is a top plan view of a range hood, showing my new design;

FIG. 2 is a bottom plan view of the range hood of FIG. 1;

FIG. 3 is a right side elevational view of the range hood of FIG. 1, the left side being a mirror image of the right side;

FIG. 4 is a front elevational view of the range hood of FIG. 1, the rear side being a mirror image of the front side; and,

FIG. 5 a perspective view of the range hood of FIG. 1.

1 Claim, 3 Drawing Sheets

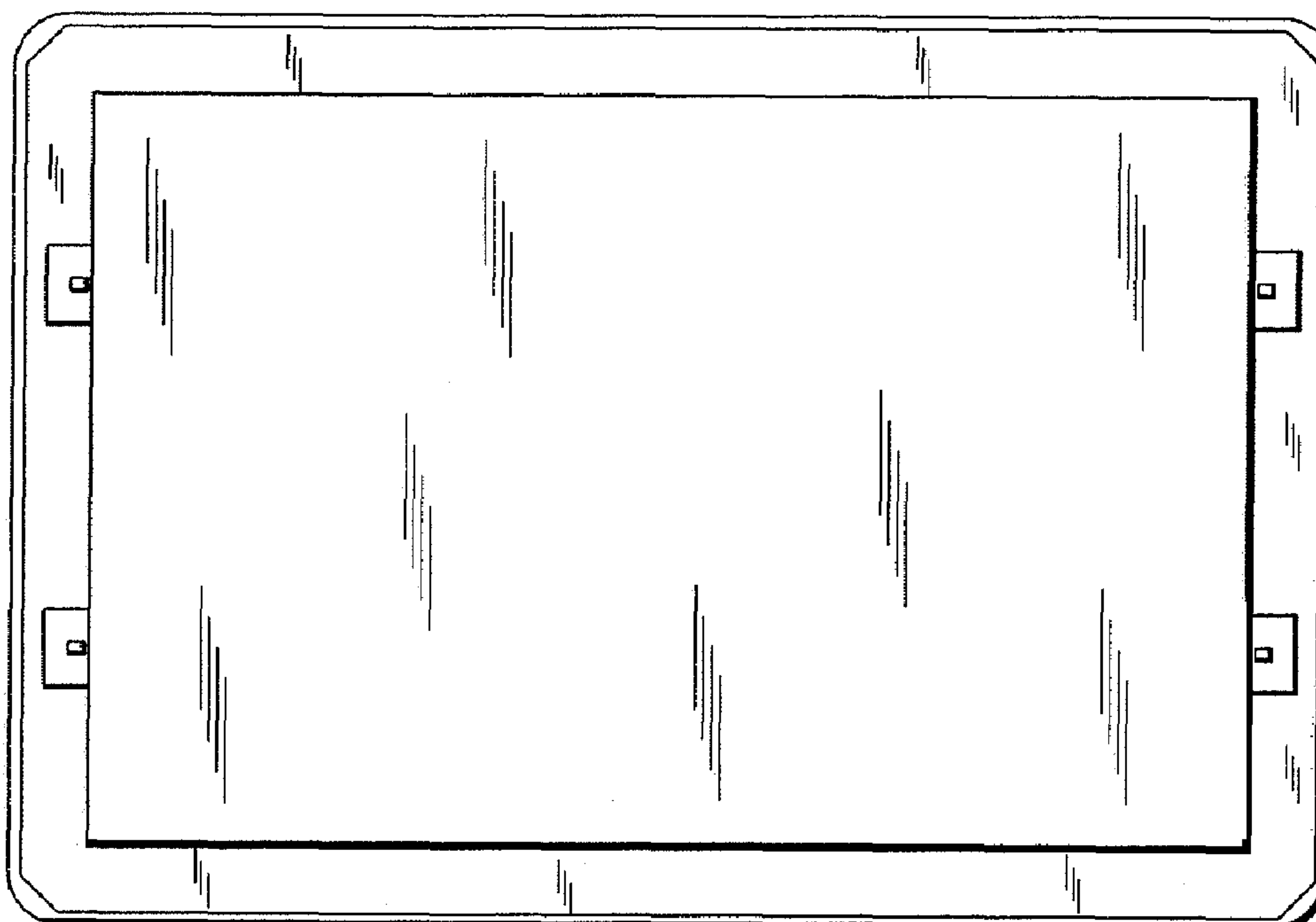


Fig. 1

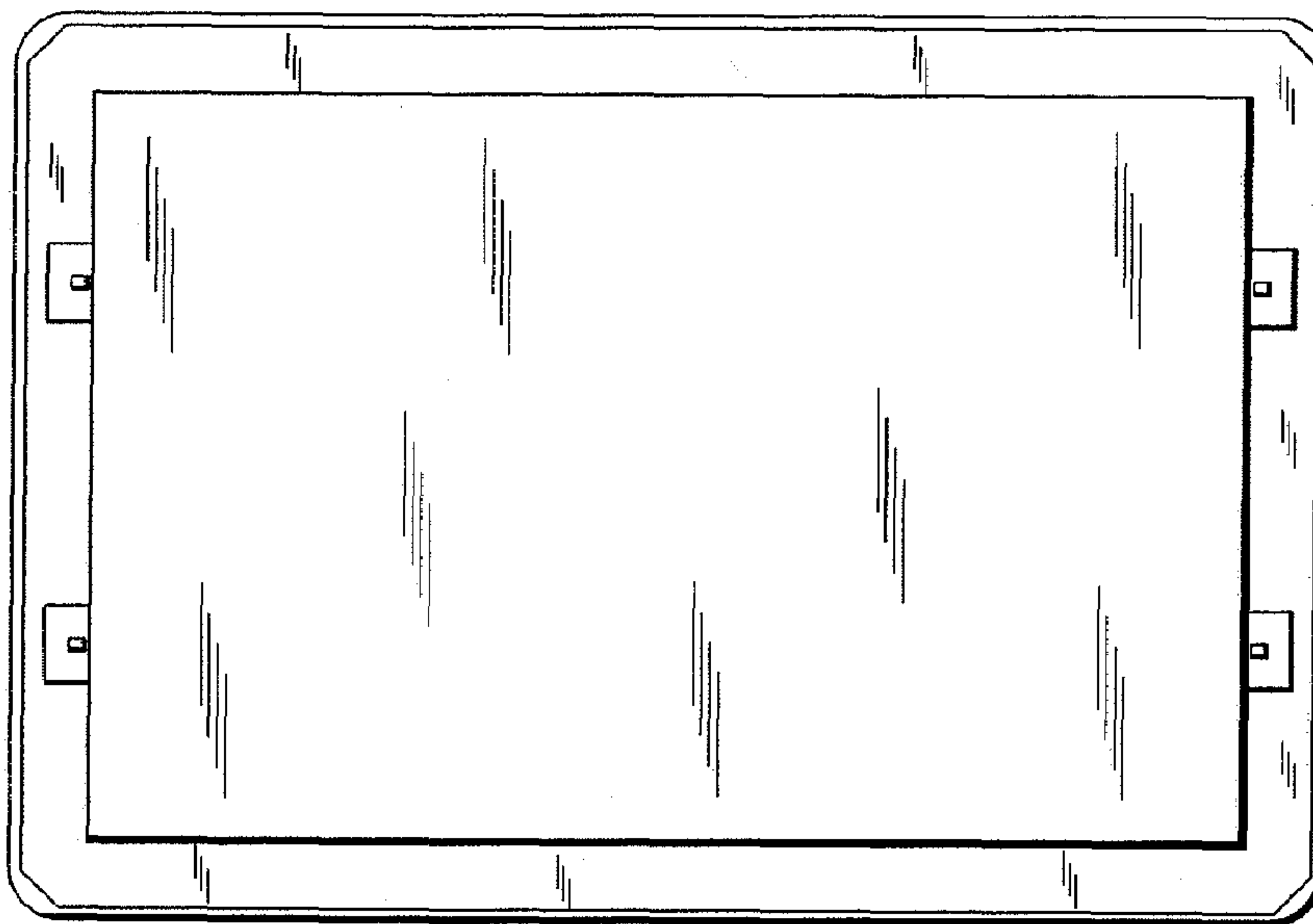


Fig. 2

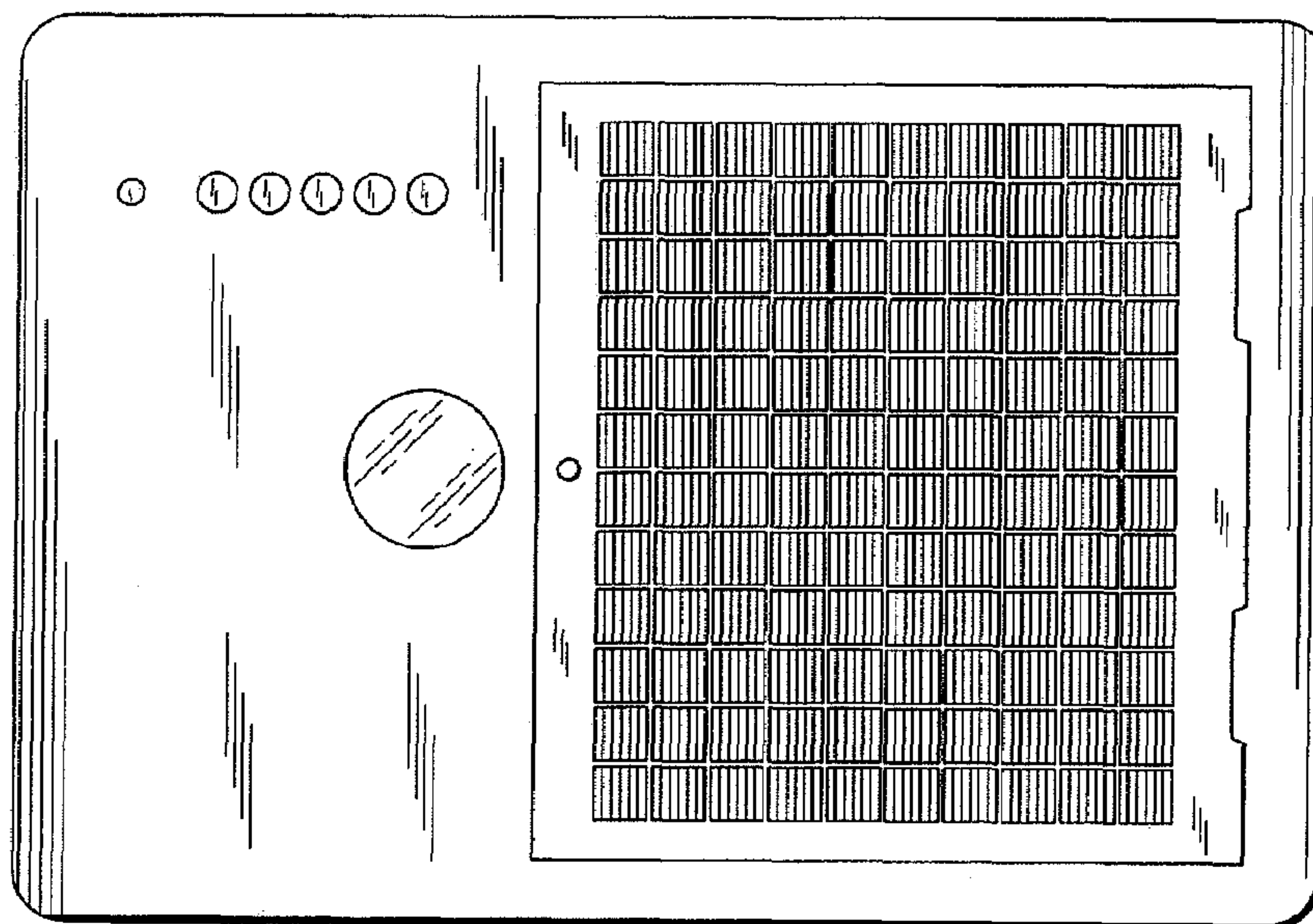


Fig. 3

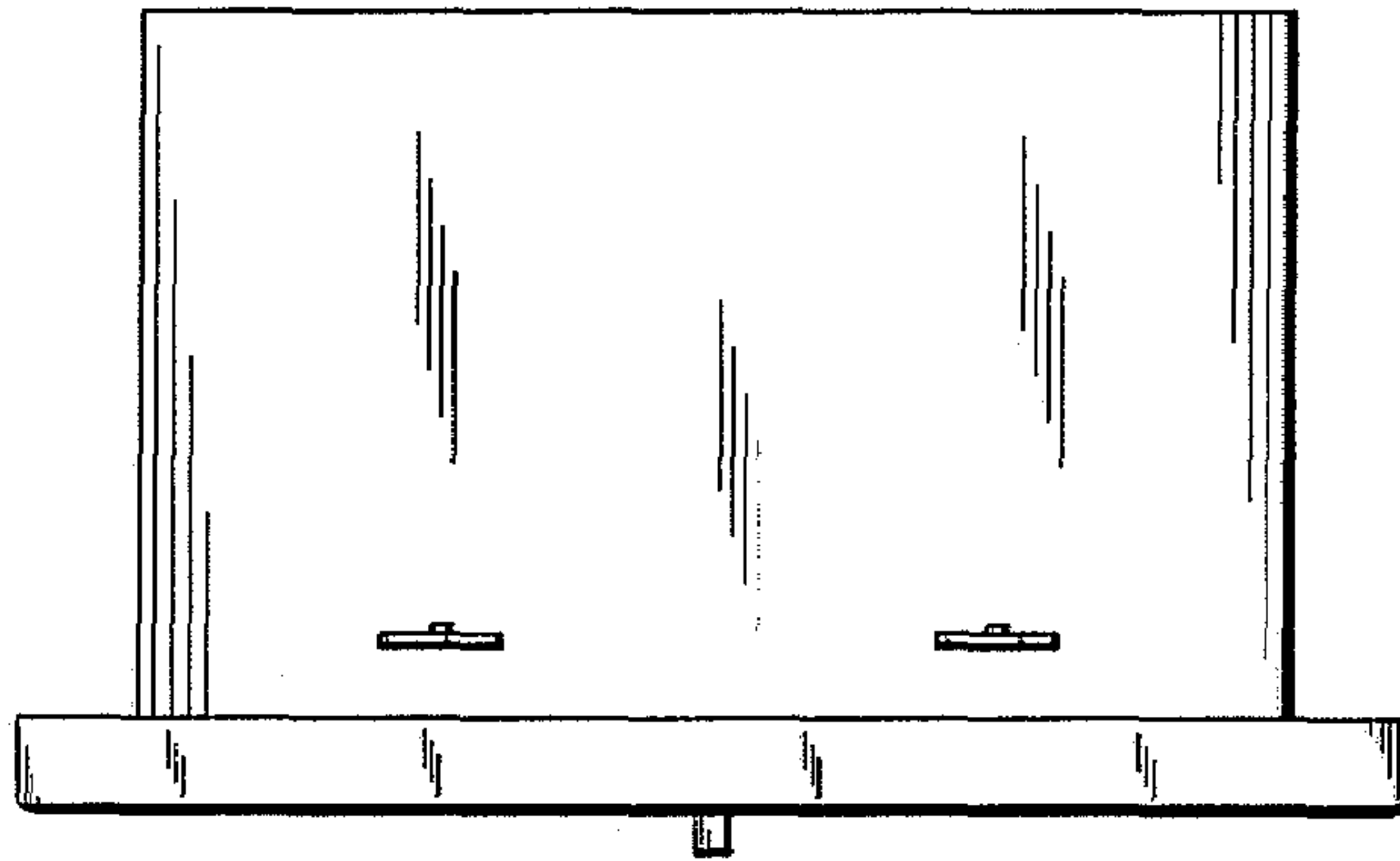


Fig. 4

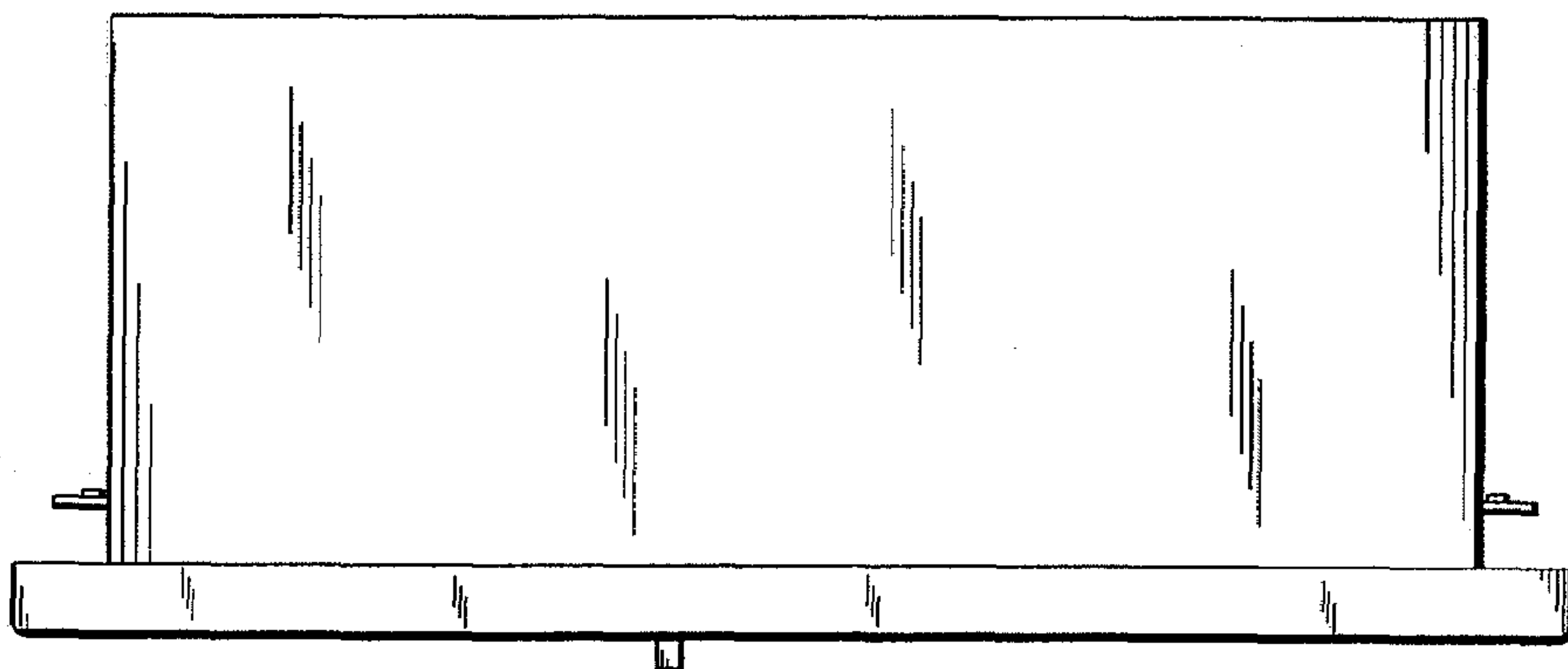


Fig. 5

