

US00D575841S

(12) **United States Design Patent**
Prichard

(10) **Patent No.:** **US D575,841 S**

(45) **Date of Patent:** **** *Aug. 26, 2008**

(54) **SCENT WICK**

(76) Inventor: **Dennis Leon Prichard**, 2161 Young Dr.,
Pacific, MO (US) 63069

(*) Notice: This patent is subject to a terminal disclaimer.

(**) Term: **14 Years**

(21) Appl. No.: **29/220,877**

(22) Filed: **Jan. 7, 2005**

(51) **LOC (8) Cl.** **22-05**

(52) **U.S. Cl.** **D22/125**

(58) **Field of Classification Search** D22/125;
43/1-3; D23/368; D20/22; 239/56
See application file for complete search history.

(56) **References Cited**

U.S. PATENT DOCUMENTS

3,360,877	A *	1/1968	Estep	D20/22
D268,695	S *	4/1983	Kolf	D22/125
D346,847	S *	5/1994	Barbanera et al.	D22/125
D401,660	S *	11/1998	Timm et al.	D22/125
D505,479	S *	5/2005	Burgeson	D22/125

2002/0134001	A1 *	9/2002	Burgeson	43/1
2004/0083640	A1 *	5/2004	Harris	43/1

* cited by examiner

Primary Examiner—Catherine R Oliver

(74) *Attorney, Agent, or Firm*—Polster, Lieder, Woodruff &
Lucchesi, LC

(57) **CLAIM**

The ornamental design for a scent wick, as shown and described.

DESCRIPTION

FIG. 1 is perspective view of a scent wick according to an embodiment of the present invention;

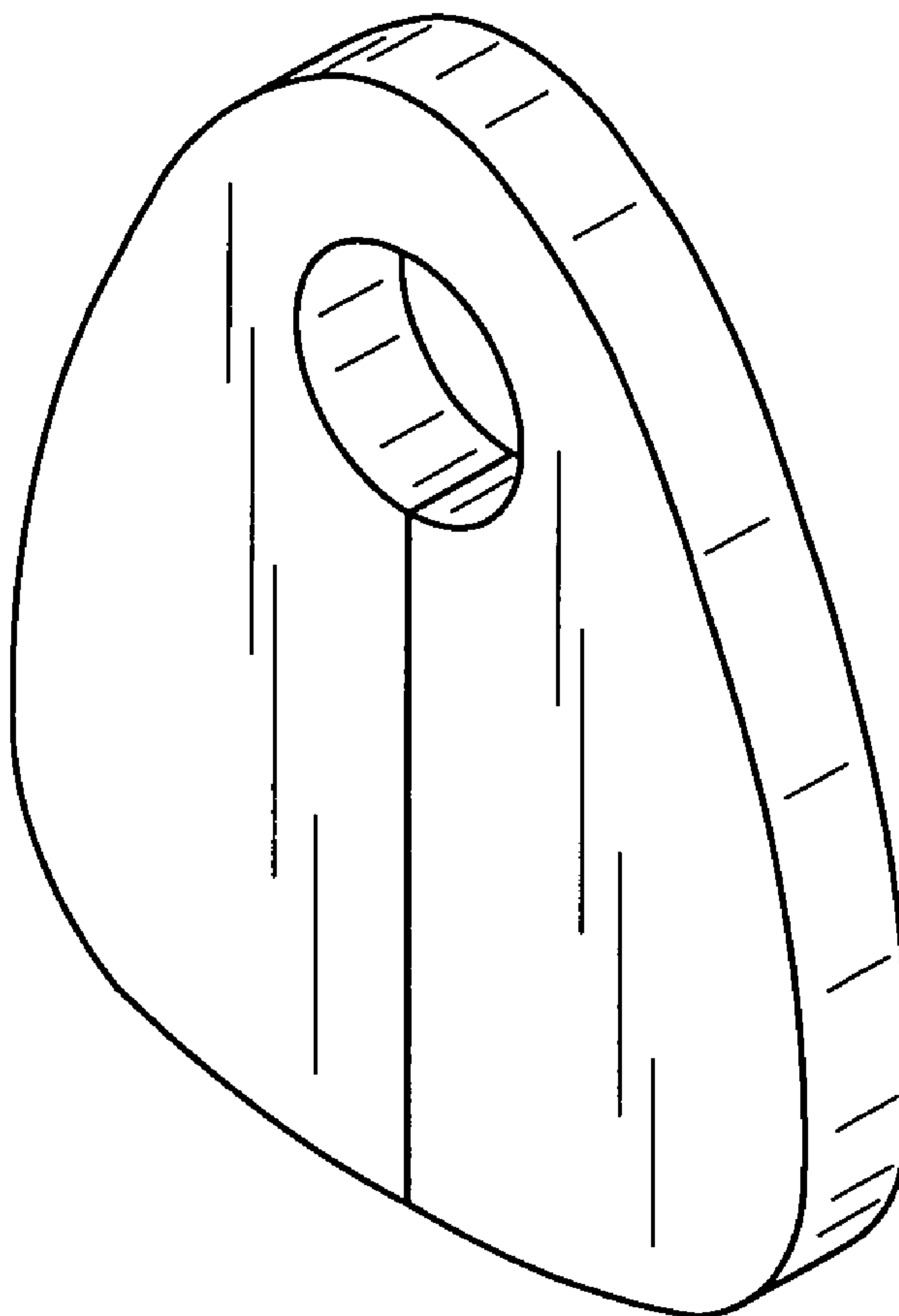
FIG. 2 is a front view of a scent wick according to an embodiment of the present invention;

FIG. 3 is a right side view of a scent wick according to an embodiment of the present invention;

FIG. 4 is a top view of a scent wick according to an embodiment of the present invention; and,

FIG. 5 is a bottom view of a scent wick according to an embodiment of the present invention.

1 Claim, 1 Drawing Sheet



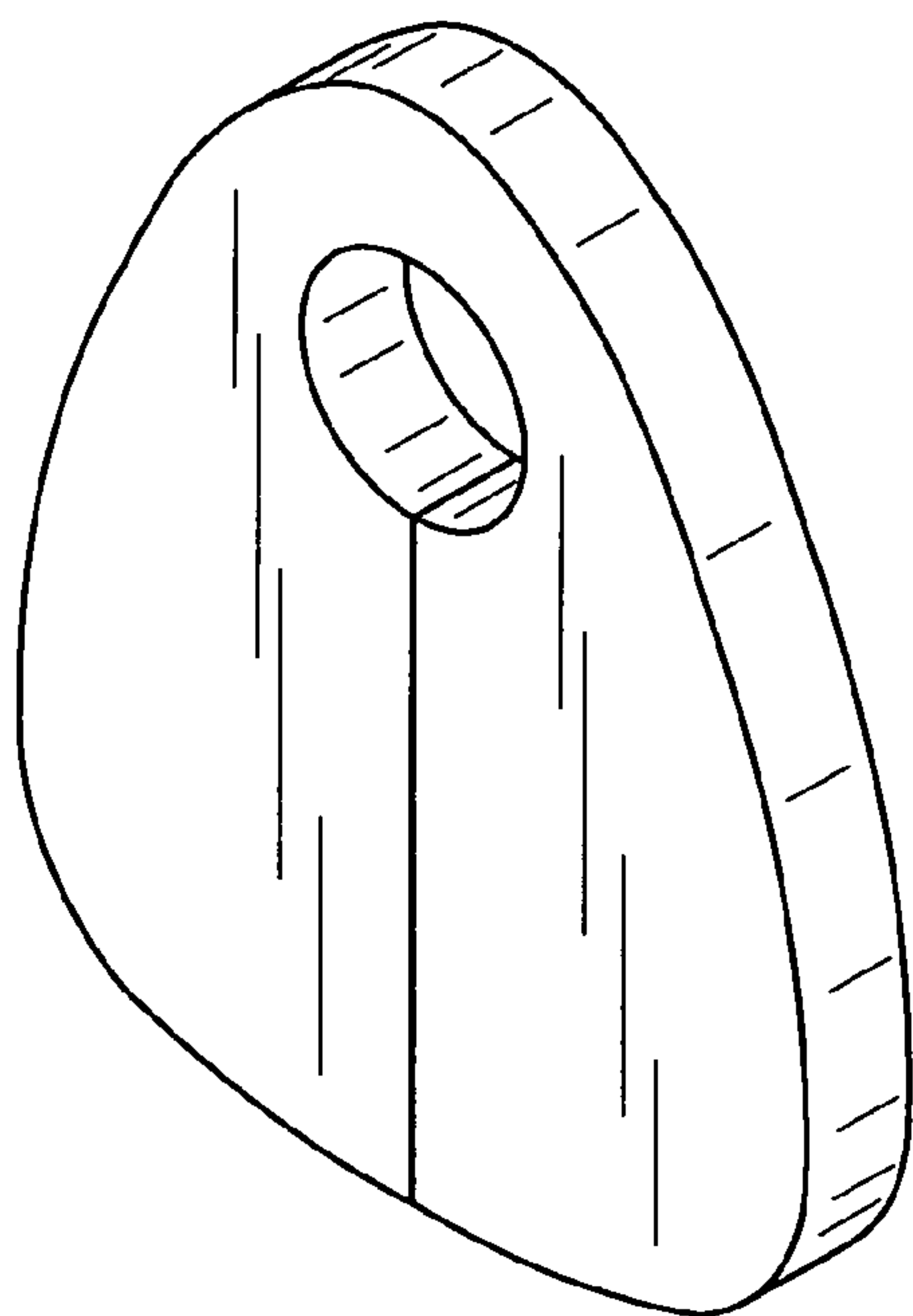


FIG. 1

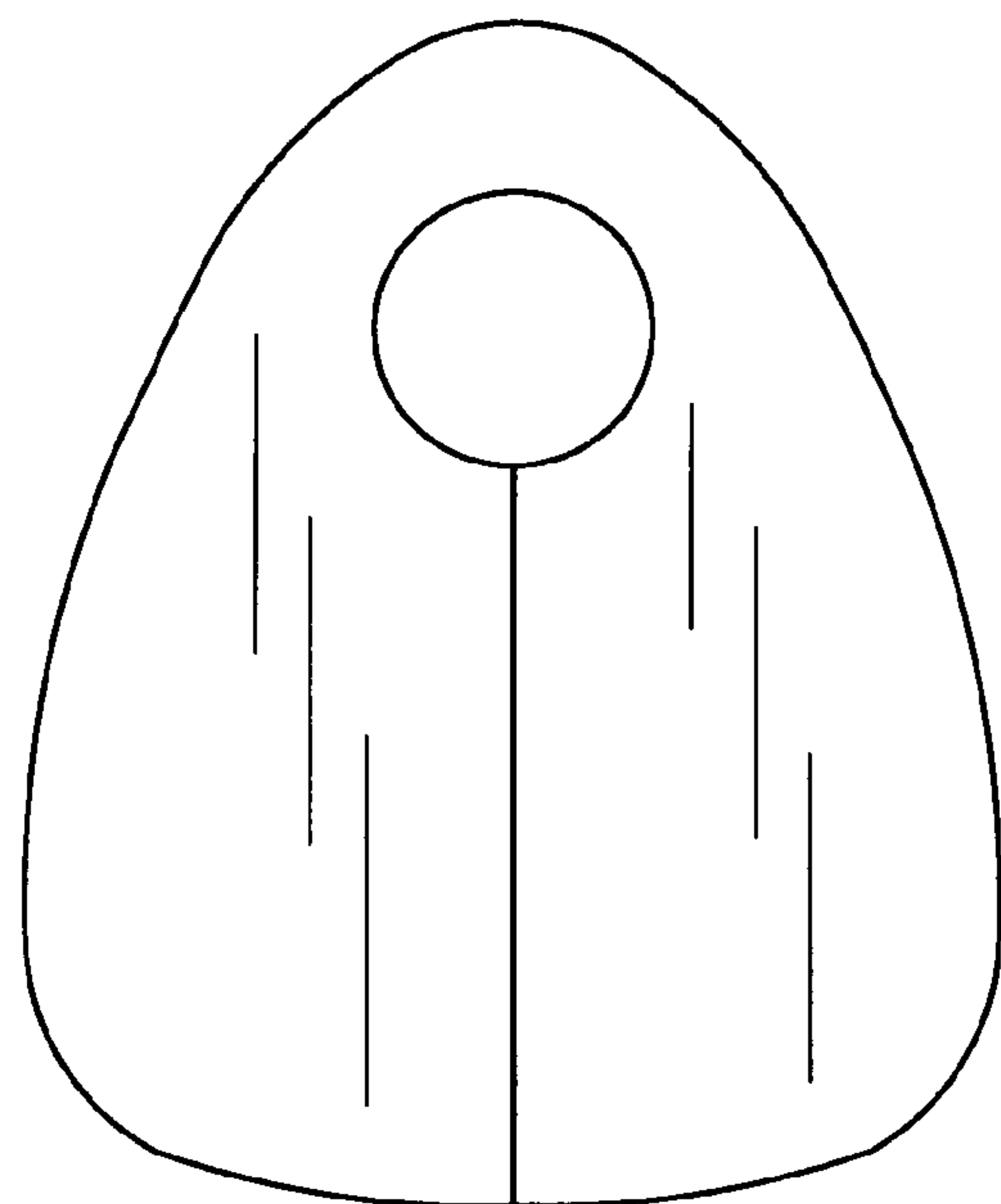


FIG. 2




FIG. 3



FIG. 4

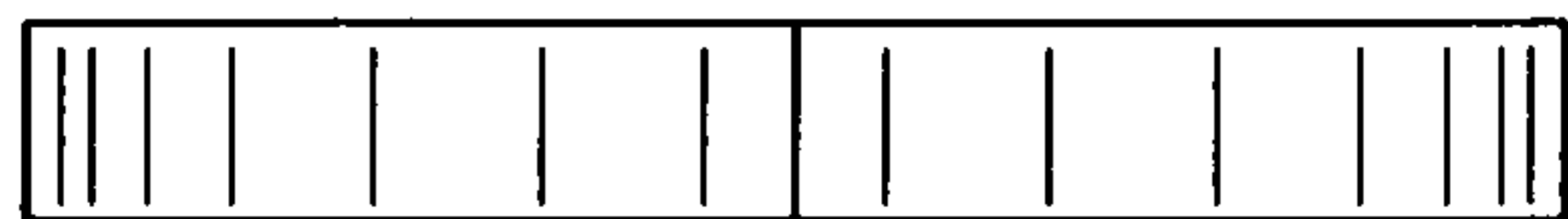


FIG. 5