

US00D575823S

(12) **United States Design Patent**
Rommel

(10) **Patent No.:** **US D575,823 S**

(45) **Date of Patent:** **** *Aug. 26, 2008**

(54) **WRITING INSTRUMENT**

D279,383 S 6/1985 Hillebrand et al.
D285,936 S 9/1986 Brooker et al.

(75) Inventor: **Volkmar Rommel**,
Schwaebisch-Gmuend (DE)

(73) Assignee: **Senator GmbH & Co KGaA** (DE)

(Continued)

(**) Term: **14 Years**

FOREIGN PATENT DOCUMENTS

(21) Appl. No.: **29/258,570**

DE 72 44 435 5/1973

(22) Filed: **Apr. 24, 2006**

(Continued)

(30) **Foreign Application Priority Data**

OTHER PUBLICATIONS

Oct. 25, 2005 (DE) 4 05 05 564
Jan. 11, 2006 (DE) 4 06 00 195

Noble, Model 128/77, Dreampen catalog 2004/2005, known before Oct. 2005.

(51) **LOC (8) Cl.** **19-06**

(Continued)

(52) **U.S. Cl.** **D19/51**

(58) **Field of Classification Search** D19/35-36,
D19/41-51, 54-57; 362/118; 24/11 R, 11 F,
24/11 P; 401/52, 99, 100, 104-109, 192,
401/195

Primary Examiner—Elizabeth A. Albert
Assistant Examiner—Karen E Eldridge Powers
(74) *Attorney, Agent, or Firm*—Stevens & Showalter LLP

See application file for complete search history.

(57) **CLAIM**

(56) **References Cited**

The ornamental design for a writing instrument, as shown and described.

U.S. PATENT DOCUMENTS

DESCRIPTION

D83,321 S 2/1931 Friedman
D108,111 S 4/1938 Trolen
D120,137 S 2/1940 Most
D121,406 S 7/1940 Whitehouse
D130,597 S 12/1941 Derham et al.
D151,661 S * 11/1948 Sherrer D19/21
2,622,561 A * 12/1952 Baker 401/110
D177,560 S * 5/1956 Ensign et al. D19/49
D182,207 S 2/1958 Sherman
D188,971 S 10/1960 Nash et al.
D193,918 S 10/1962 Ayres et al.
D198,419 S 6/1964 Hankins
D198,953 S 8/1964 Quintal
D205,330 S * 7/1966 Capezzuto D19/43
D210,635 S 3/1968 Hechtle
D211,296 S 6/1968 Corr
D220,139 S 3/1971 Di Spirito
3,638,280 A 2/1972 Di Spirito

FIG. 1 is a side view of a writing instrument of the present application seen from the left side of the writing instrument as shown in FIG. 4;

FIG. 2 is a rear view thereof;


FIG. 3 is a side view seen from the right side thereof;

FIG. 4 is a front view thereof;

FIG. 5 is a bottom view thereof shown on an enlarged scale; and,

FIG. 6 is a top view thereof shown on an enlarged scale.

1 Claim, 2 Drawing Sheets



U.S. PATENT DOCUMENTS

D289,088	S	*	3/1987	Jankewitz	D28/7
D319,663	S		9/1991	Katami		
D328,917	S		8/1992	Shike et al.		
D369,183	S		4/1996	Yoshida		
D381,043	S		7/1997	Hasegawa		
D387,804	S	*	12/1997	Izushima	D19/51
D389,862	S		1/1998	Imagawa		
D389,965	S		1/1998	Saladino		
D394,875	S		6/1998	Izushima		
D397,723	S	*	9/1998	Izushima	D19/49
D398,641	S		9/1998	Hollington		
D405,468	S		2/1999	Izushima		
D410,682	S		6/1999	Izushima		
D425,559	S		5/2000	Beneyto		
D430,607	S	*	9/2000	Matsuzaki et al.	D19/49
D431,598	S		10/2000	Kim et al.		
D441,793	S		5/2001	Takemura		
D444,502	S		7/2001	Luntz		
D447,177	S		8/2001	Pichler		
D451,141	S		11/2001	Subilia		
D464,374	S		10/2002	Reichmann		
D469,469	S	*	1/2003	Schminke et al.	D19/69
D479,599	S		9/2003	Bainton		
D479,601	S		9/2003	Tyce		
D479,603	S		9/2003	Tyce		
D479,747	S		9/2003	Bainton		
D482,070	S		11/2003	Kennedy		
D482,728	S		11/2003	Koch		
6,719,472	B2	*	4/2004	Windorski et al.	401/195
D496,963	S		10/2004	Losel		
D497,389	S		10/2004	Katami		
D499,485	S		12/2004	Tyce		
D499,762	S		12/2004	Shova		
D501,030	S		1/2005	Lecce		
D501,223	S		1/2005	Lecce		
D505,490	S		5/2005	Tyce		
D509,246	S	*	9/2005	Hung	D19/43

FOREIGN PATENT DOCUMENTS

DE	M 90 05 420	S	1/1991
DE	M 91 03 545	S	1/1992
DE	M 91 06 218	S	5/1993
DE	M 93 06 583	S	12/1993
DE	M 92 08 991	S	9/1994
DE	M 94 03 617	S	11/1994
DE	M 94 05 298	S	11/1994
DE	M 96 06 733	S	1/1997
DE	M 96 09 282	S	1/1997
DE	M 98 00 754	S	1/1999
DE	400 02 664	S	11/2001
DE	401 03 775	S	12/2002
DE	402 06 598	S	1/2003
DE	403 06 612	S	8/2004
DE	404 06 128	S	4/2005

EM	000 039-01	S	6/2003
EM	039 078-01	S	11/2003
EM	154 265-04	S	6/2004
EM	172 143	S	7/2004
EM	173 687	S	7/2004
EM	178 223	S	8/2004
EM	257 738	S	2/2005
EM	341 144	S	7/2005
EM	345 483	S	7/2005
EM	352 315	S	7/2005
EM	480 819	S	3/2006
EP	000516406-0001	*	8/2006
JP	895852		4/1984
WO	DM/012 896	S	2/1989
WO	DM/028 367	S	1/1994
WO	DM/031 707	S	12/1994
WO	DM/041 175	S	8/1997
WO	DM/042 234	S	12/1997
WO	DM/047 097	S	12/1998
WO	DM/046 821	S	2/1999
WO	DM/047 445	S	4/1999
WO	DM/049 066	S	8/1999
WO	DM/050 654	S	1/2000
WO	DM/052 382	S	6/2000
WO	DM/055 823	S	1/2001
WO	DM/056 664	S	7/2001
WO	DM/057 082	S	7/2001
WO	DM/059 335	S	10/2001
WO	DM/060 376	S	6/2002
WO	DM/063 182	S	2/2003
WO	DM/065 764	S	7/2004
WO	DM/066 060	S	9/2004
WO	DM/068043	*	4/2006

OTHER PUBLICATIONS

Noble, Model 160/77, Stabilo catalog 2005, known before Oct. 2005.
 Form, Pelikan catalog 2005 Consumer, known before Oct. 2005.
 Spark, Pelikan catalog 2005, known before Oct. 2005.
 Profil, Diplomat catalog 2005, known before Oct. 2005.
 Spacetec One, Diplomat catalog, known before Oct. 2005.
 Suomo, Art. 53 060, Quatron catalog 2005/2006, known before Oct. 2005.
 President, Art, 53 600, Quatron catalog 2005/2006, known before Oct. 2005.
 Touch 540, by Schneider, known before Oct. 2005.
 11A 128, Ningbo Beifa, known before Oct. 2005.
 Maxi Frost / 199F, Lecce Pen, Known before Oct. 2005.
 Orbit, IKS—Istanbul Kalem, known before Oct. 2005.
 Triangle / ET 130B, WinBonic, known before Oct. 2005.
 Advertisement for B-252/BK pen contained in publication of HK Enterprise Mar. 2004.
 Chenglu (2 pens), known before Oct. 2005.
 Chenglu, known before Oct. 2005.
 Chenglu, known before Oct. 2005.
 Catalogue Parker, Kanzexpo 2004, p. 4.

* cited by examiner




Fig. 1



Fig. 2




Fig. 3




Fig. 4

Fig. 5

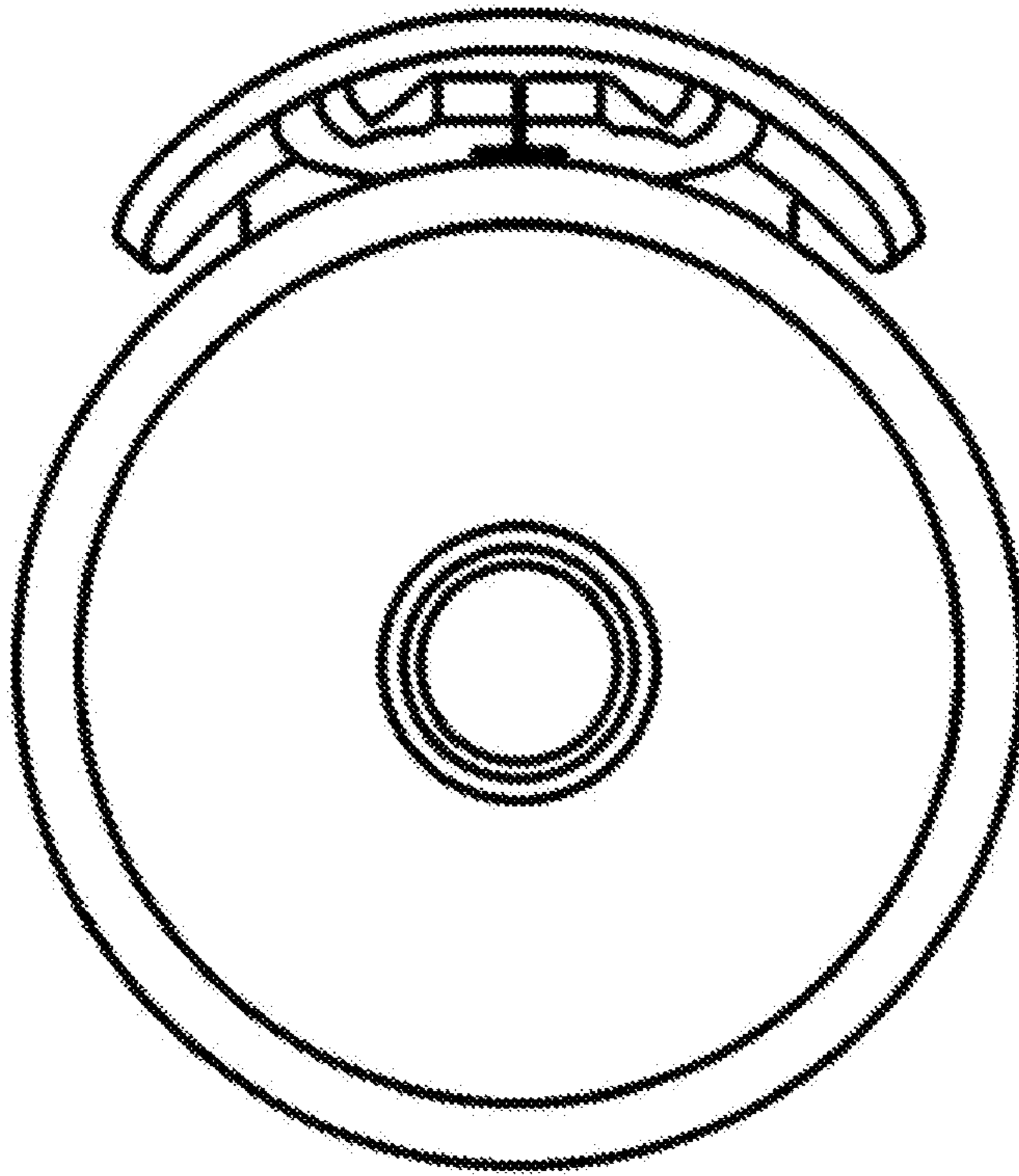


Fig. 6

