



US00D575822S

(12) **United States Design Patent**
Rolion et al.

(10) **Patent No.:** **US D575,822 S**

(45) **Date of Patent:** **** Aug. 26, 2008**

(54) **WRITING INSTRUMENT**

D482,067 S * 11/2003 Yang D19/50
D556,259 S * 11/2007 Feng et al. D19/50

(76) Inventors: **Franck Rolion**, 14, ruelle du Crocq,
Asnieres-sur Oise (FR) 95270; **Franck**
Vadenne, 79, rue Albert-ler, Bezons (FR)
95870

FOREIGN PATENT DOCUMENTS

WO DM/050593 * 1/2000

* cited by examiner

(**) Term: **14 Years**

Primary Examiner—Elizabeth A Albert

(21) Appl. No.: **29/283,384**

(74) *Attorney, Agent, or Firm*—The H.T. Than Law Group

(22) Filed: **Aug. 13, 2007**

(57) **CLAIM**

(30) **Foreign Application Priority Data**

The ornamental design for a writing instrument, as shown and described.

Feb. 15, 2007 (EM) 000670989-0001

DESCRIPTION

(51) **LOC (8) Cl.** **19-06**

FIG. 1 is a front perspective view of a writing instrument according to the present invention;

(52) **U.S. Cl.** **D19/50**

FIG. 2 is a front elevational view thereof;

(58) **Field of Classification Search** D19/35,
D19/36, 41–51, 53–57; 24/11 R, 11 F, 11 P;
401/52, 99, 100, 104–109, 192, 195, 196

FIG. 3 is a back elevational view thereof;

See application file for complete search history.

FIG. 4 is a right side elevational view thereof;

(56) **References Cited**

FIG. 5 is a left side elevational view thereof;

U.S. PATENT DOCUMENTS

FIG. 6 is a top plan view thereof; and,

D395,448 S * 6/1998 Chevalier D19/51

FIG. 7 is a bottom plan view thereof.

D404,763 S * 1/1999 Shimizu D19/47

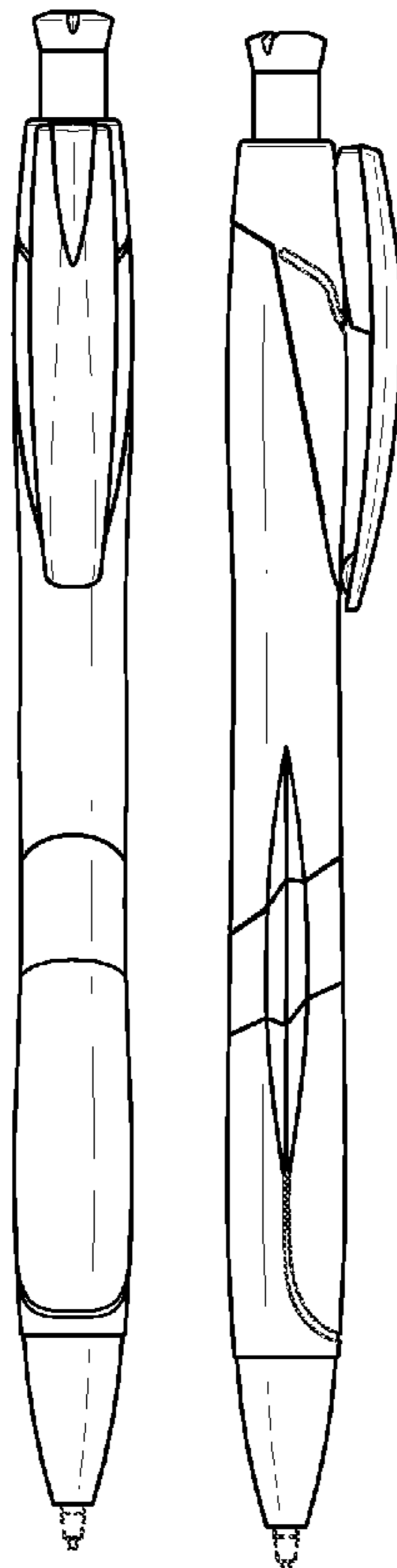
All portions shown in broken lines are environmental and illustrative only and form no part of the claimed design.

D418,163 S * 12/1999 Rosen D19/51

1 Claim, 7 Drawing Sheets

D437,352 S * 2/2001 Matsuzaki et al. D19/51

D450,347 S * 11/2001 Keda D19/51



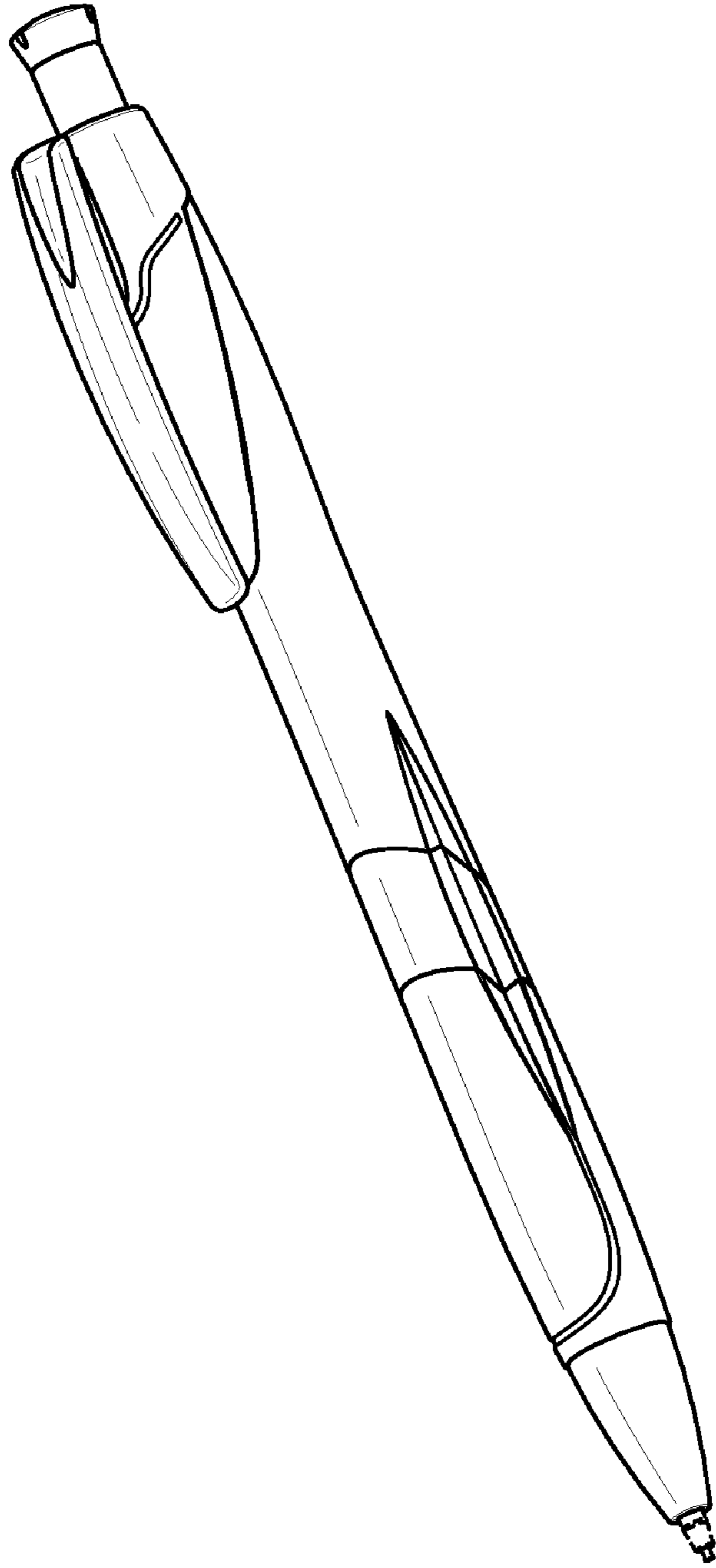


Fig. 1

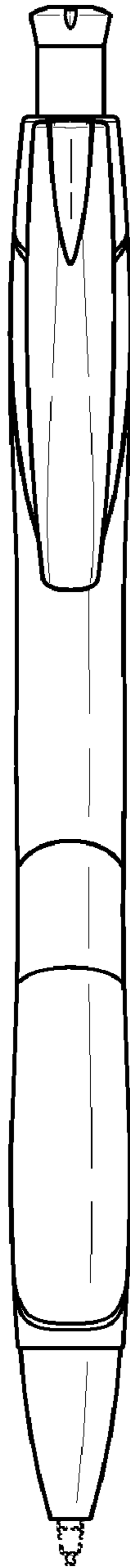


Fig. 2

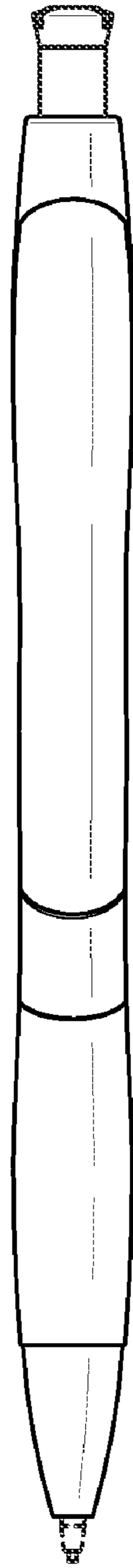


Fig. 3



Fig. 4



Fig. 5

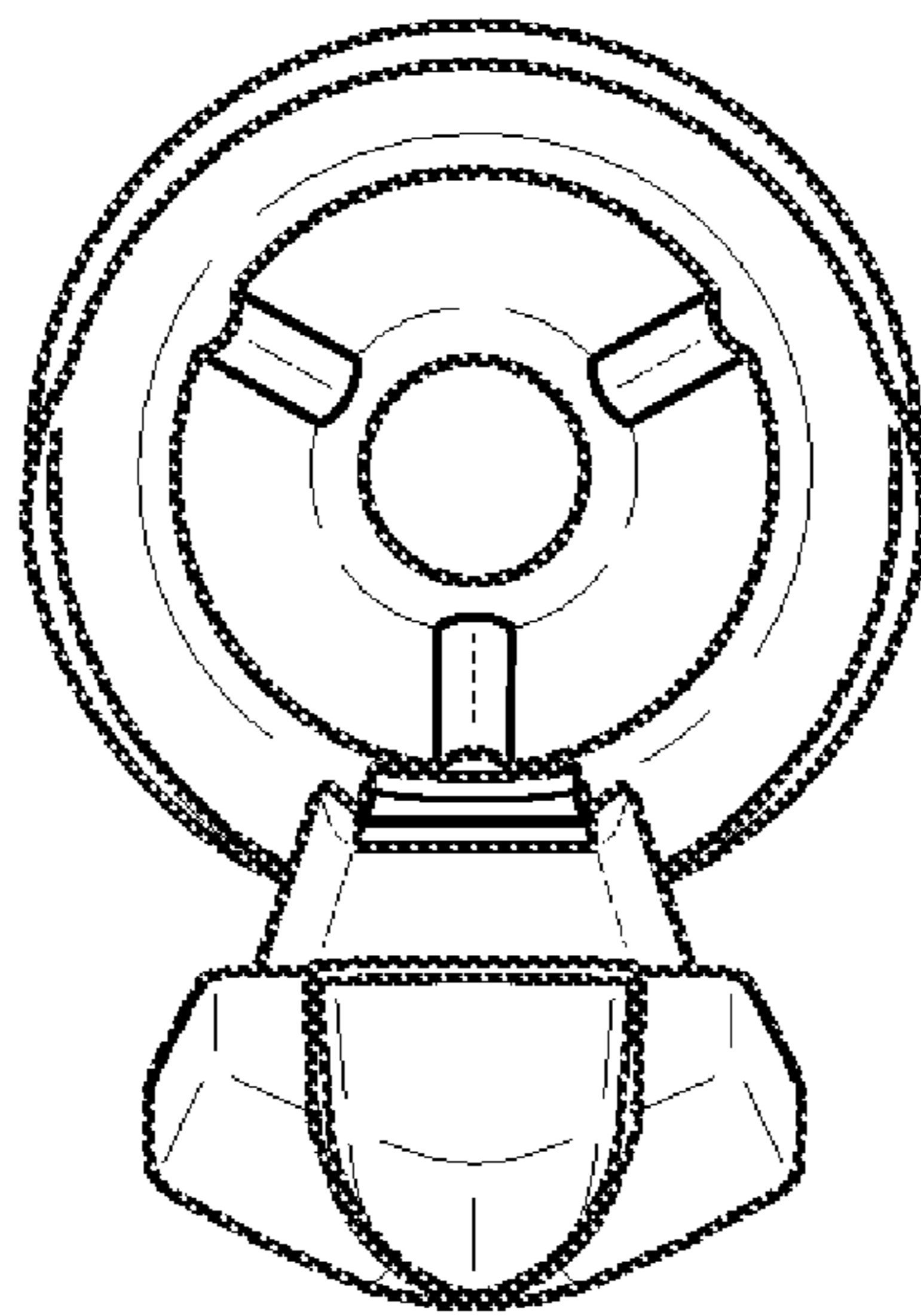


Fig. 6

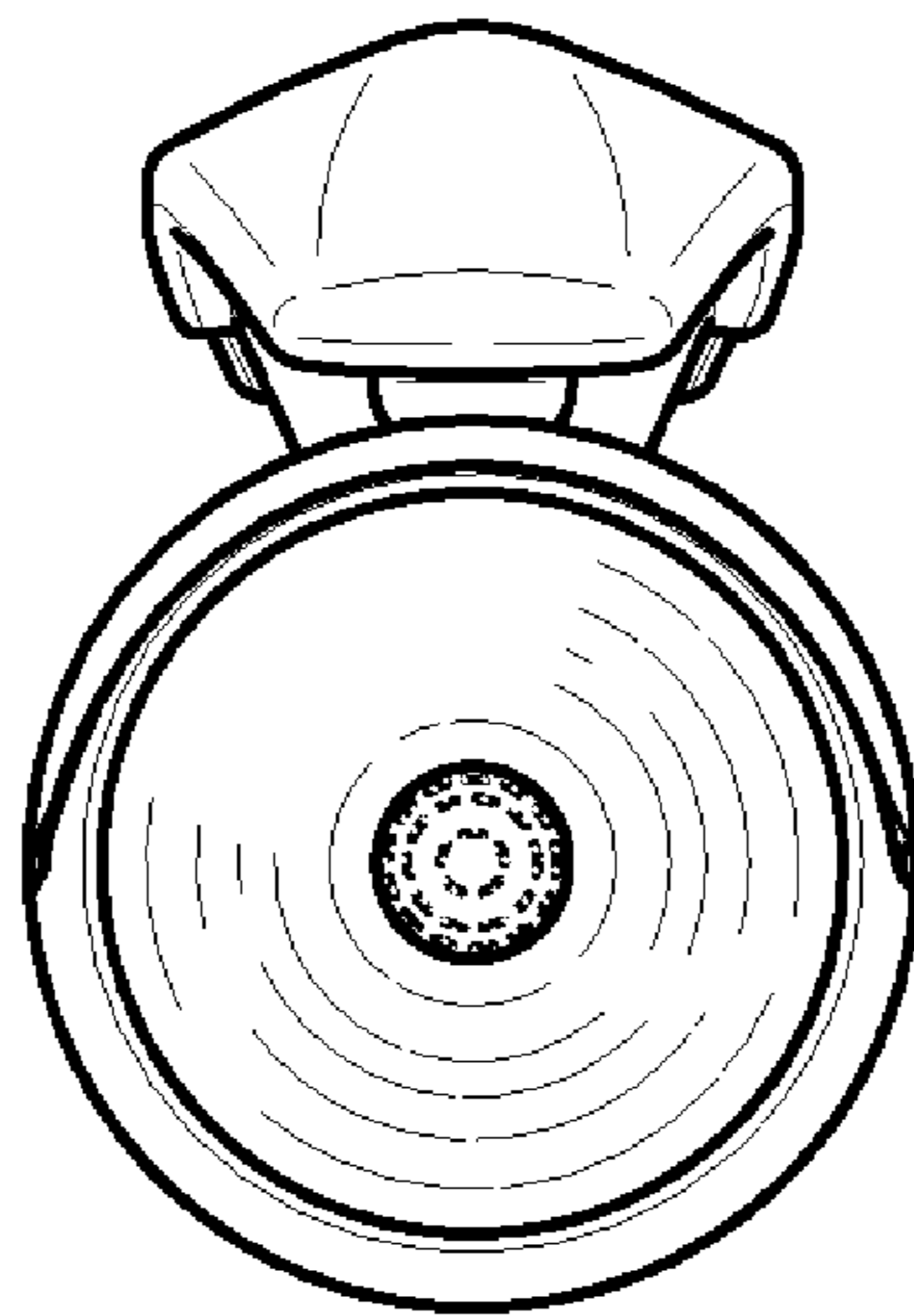


Fig. 7