



US00D575821S

(12) **United States Design Patent**
Tan

(10) **Patent No.:** **US D575,821 S**
(45) **Date of Patent:** **** Aug. 26, 2008**

(54) **PEN**
(75) Inventor: **Junlin Tan**, Ningbo (CN)
(73) Assignee: **Beifa Group Co., Ltd.**, Ningbo (CN)
(**) Term: **14 Years**
(21) Appl. No.: **29/282,570**
(22) Filed: **Jul. 24, 2007**

D540,386 S 4/2007 Qiu
D540,866 S 4/2007 Qiu
D542,844 S 5/2007 Qiu
D546,881 S * 7/2007 Qiu D19/50
D550,282 S * 9/2007 Neuenschwander et al. .. D19/51
D553,191 S * 10/2007 Qiu D19/50
D559,315 S 1/2008 Qiu
D559,318 S 1/2008 Qiu
D559,909 S 1/2008 Qiu
D562,388 S 2/2008 Qiu
D562,392 S 2/2008 Qiu
D562,891 S 2/2008 Qiu

(30) **Foreign Application Priority Data**
Feb. 6, 2007 (CN) 2007 3 0003881

(51) **LOC (8) Cl.** **19-06**
(52) **U.S. Cl.** **D19/50**
(58) **Field of Classification Search** D19/35,
D19/36, 41-51, 53-57; 24/11 R, 11 F, 11 P;
401/52, 99, 100, 104-109, 192, 195, 196
See application file for complete search history.

(56) **References Cited**

U.S. PATENT DOCUMENTS

D189,735 S 2/1961 Platt
D250,478 S 12/1978 Jahraus
D394,455 S 5/1998 Izushima
D402,693 S 12/1998 Sunaga
D410,030 S 5/1999 Sunaga
D418,541 S * 1/2000 Mayer D19/50
D441,015 S 4/2001 Izushima
6,273,626 B1 8/2001 Yazawa
D452,274 S 12/2001 Keda
D453,187 S 1/2002 Keda
D465,238 S 11/2002 Qiu
D480,756 S 10/2003 Hwang
D482,067 S 11/2003 Yang
D492,349 S 6/2004 Qiu
D494,219 S 8/2004 Arita
D497,643 S 10/2004 Nishida
D501,222 S 1/2005 De Giusti
D506,502 S 6/2005 Qiu
D508,083 S 8/2005 Cetera
D534,586 S * 1/2007 Togawa D19/50

OTHER PUBLICATIONS

Fei Y., "Pen," U.S. Appl. No. 29/284,179, filed Aug. 31, 2007.
Fei, Y., "Pen," U.S. Appl. No. 29/284,181, filed Aug. 31, 2007.
Qiu, Z., and Y. Fei, "Pen," U.S. Appl. No. 29/276,672, filed Feb. 1, 2007.

* cited by examiner

Primary Examiner—Elizabeth A Albert
(74) *Attorney, Agent, or Firm*—Christensen O'Connor Johnson Kindness PLLC

(57) **CLAIM**

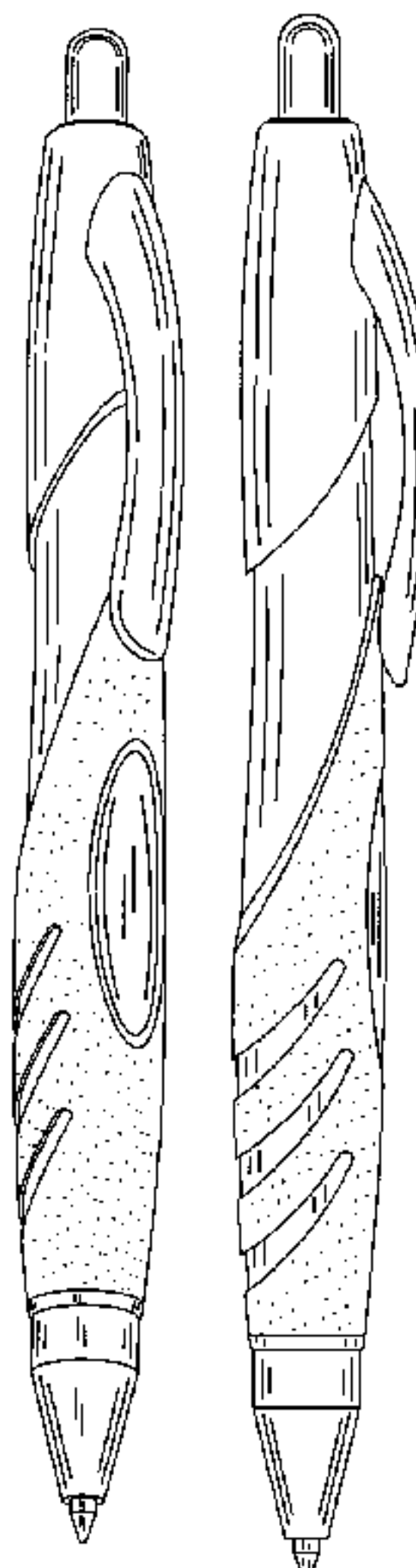
The ornamental design for a pen, as shown and described.

DESCRIPTION

FIG. 1 is a lower front left perspective view of a pen showing my new design;
FIG. 2 is a left side elevation view of the pen shown in FIG. 1;
FIG. 3 is a top plan view thereof;
FIG. 4 is a front elevation view thereof;
FIG. 5 is a right side elevation view thereof;
FIG. 6 is a bottom plan view thereof; and,
FIG. 7 is a rear elevation view thereof.

The stippling in the drawings represents a texture on the surface of the pen.

1 Claim, 3 Drawing Sheets



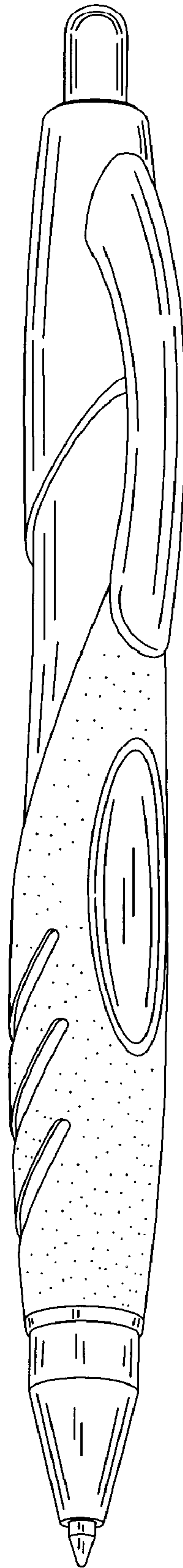


Fig.1.

Fig. 2.

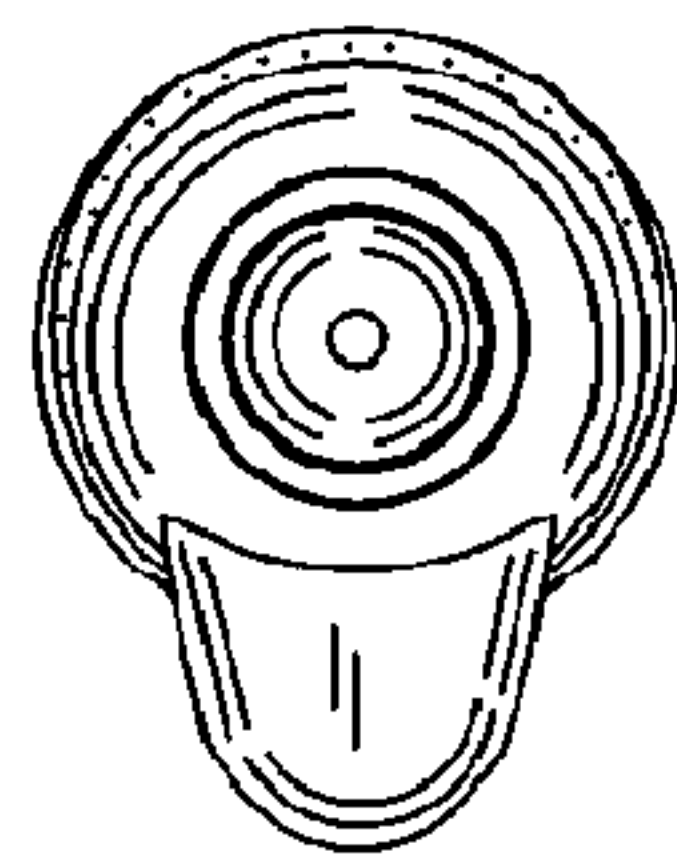
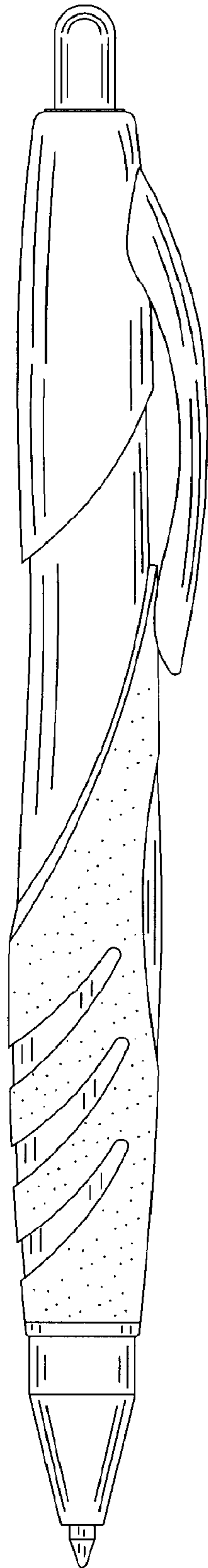
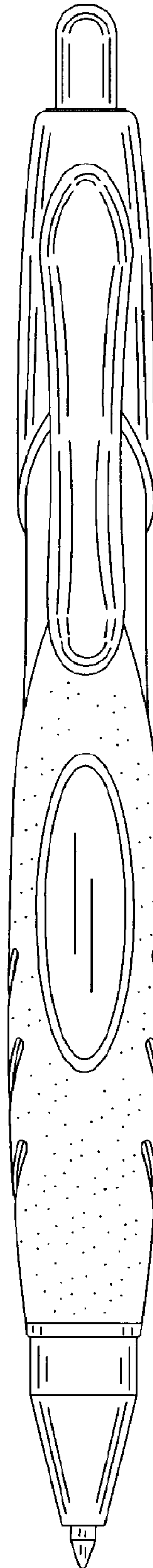


Fig. 3.

Fig. 4.



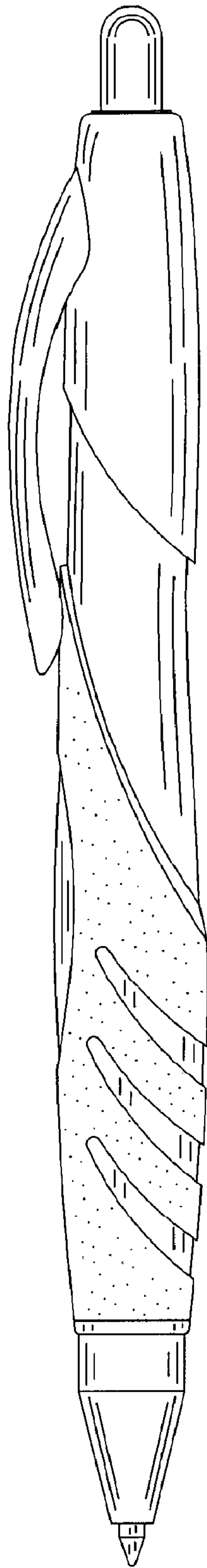


Fig. 5.

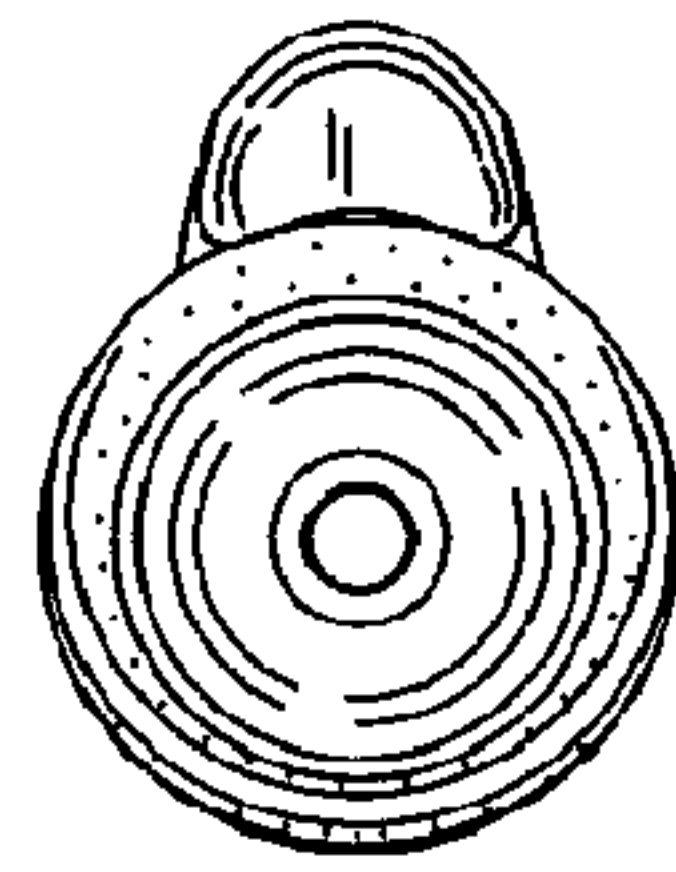


Fig. 6.



Fig. 7.

UNITED STATES PATENT AND TRADEMARK OFFICE
CERTIFICATE OF CORRECTION

PATENT NO. : Des. 575,821 S
APPLICATION NO. : 29/282570
DATED : August 26, 2008
INVENTOR(S) : J. Tan

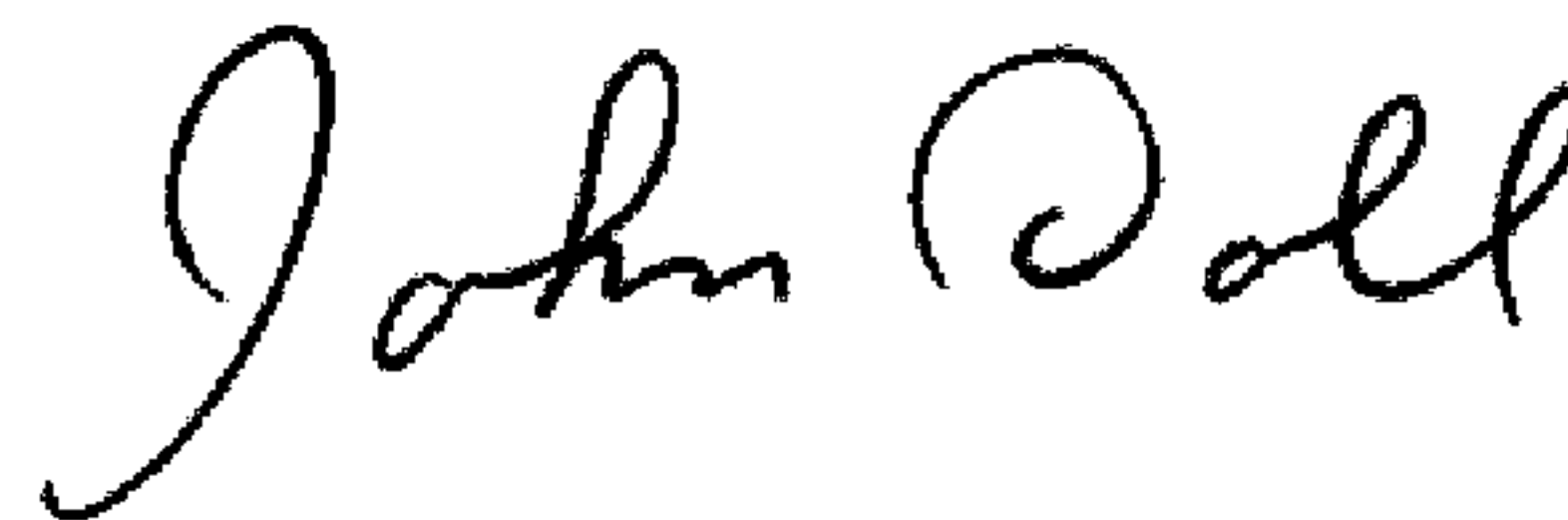
Page 1 of 1

It is certified that error appears in the above-identified patent and that said Letters Patent is hereby corrected as shown below:

<u>COLUMN</u>	<u>LINE</u>	
(30) Pg. 1, col. 1	Foreign Application Priority Data	“2007 3 0003881” should read --2007 3 0003881.3--
Pg. 1, col. 2	Primary Examiner	“Elizabeth A Albert” should read --Elizabeth A. Albert--

Signed and Sealed this

Nineteenth Day of May, 2009



JOHN DOLL
Acting Director of the United States Patent and Trademark Office