



US00D575820S

(12) **United States Design Patent**
Hamilton, Jr. et al.

(10) **Patent No.:** **US D575,820 S**
(45) **Date of Patent:** **** Aug. 26, 2008**

(54) **WRITING INSTRUMENT**

(75) Inventors: **Arthur R. Hamilton, Jr.**, Belleair, FL
(US); **Christopher K. Nelson**, Dunedin,
FL (US)

(73) Assignee: **Societe BIC**, Clichy (FR)

(**) Term: **14 Years**

(21) Appl. No.: **29/281,255**

(22) Filed: **Jun. 19, 2007**

(51) **LOC (8) Cl.** **19-06**

(52) **U.S. Cl.** **D19/50**

(58) **Field of Classification Search** D19/35,
D19/36, 41, 42, 43, 44, 45, 46, 47, 48, 49,
D19/50, 51, 54, 55, 56, 57; D27/146; 24/11 R,
24/11 F, 11 P; 40/334; 401/6, 52, 99, 100,
401/104, 105, 106, 107, 108, 109, 192, 195,
401/243, 244, 245, 246, 247; 362/118

See application file for complete search history.

(56) **References Cited**

U.S. PATENT DOCUMENTS

D93,736 S *	10/1934	Riddel	D19/50
D141,858 S *	7/1945	Ullman	D19/49
D141,859 S *	7/1945	Ullman	D19/50
D143,050 S *	11/1945	Waldinger	D19/50
D143,053 S *	11/1945	Waldinger	D19/50
D374,251 S *	10/1996	Briggl	D19/48
D410,030 S *	5/1999	Sunaga	D19/48
D418,164 S *	12/1999	Izushima	D19/57
D451,545 S *	12/2001	Tsuchikura	D19/36
D455,174 S *	4/2002	Traut et al.	D19/43
D460,112 S *	7/2002	Keda	D19/51
D487,773 S *	3/2004	Keda	D19/48
D489,408 S *	5/2004	Qiu	D19/51

D490,110 S *	5/2004	Qiu	D19/51
D501,224 S *	1/2005	Pan	D19/51
D501,508 S *	2/2005	Lecce	D19/51
D501,509 S *	2/2005	Lecce	D19/51
D507,599 S *	7/2005	Qiu	D19/50
D539,347 S *	3/2007	Hamilton	D19/48
D548,791 S *	8/2007	Santa Maria et al.	D19/55
D557,744 S *	12/2007	Lecce	D19/51
D563,471 S *	3/2008	Qiu et al.	D19/49
D564,025 S *	3/2008	Oas	D19/49
D565,653 S *	4/2008	Freed et al.	D19/36
D565,654 S *	4/2008	Siegel	D19/47

FOREIGN PATENT DOCUMENTS

GB	3010217	*	1/2003
WO	DM/064576	*	1/2003

* cited by examiner

Primary Examiner—Elizabeth A. Albert

Assistant Examiner—Karen E Eldridge Powers

(74) *Attorney, Agent, or Firm*—The H.T. Than Law Group

(57) **CLAIM**

The ornamental design for a writing instrument, as shown and described.

DESCRIPTION

FIG. 1 is a front perspective view of a writing instrument according to the present invention;

FIG. 2 is a front elevational view thereof;

FIG. 3 is a back elevational view thereof;

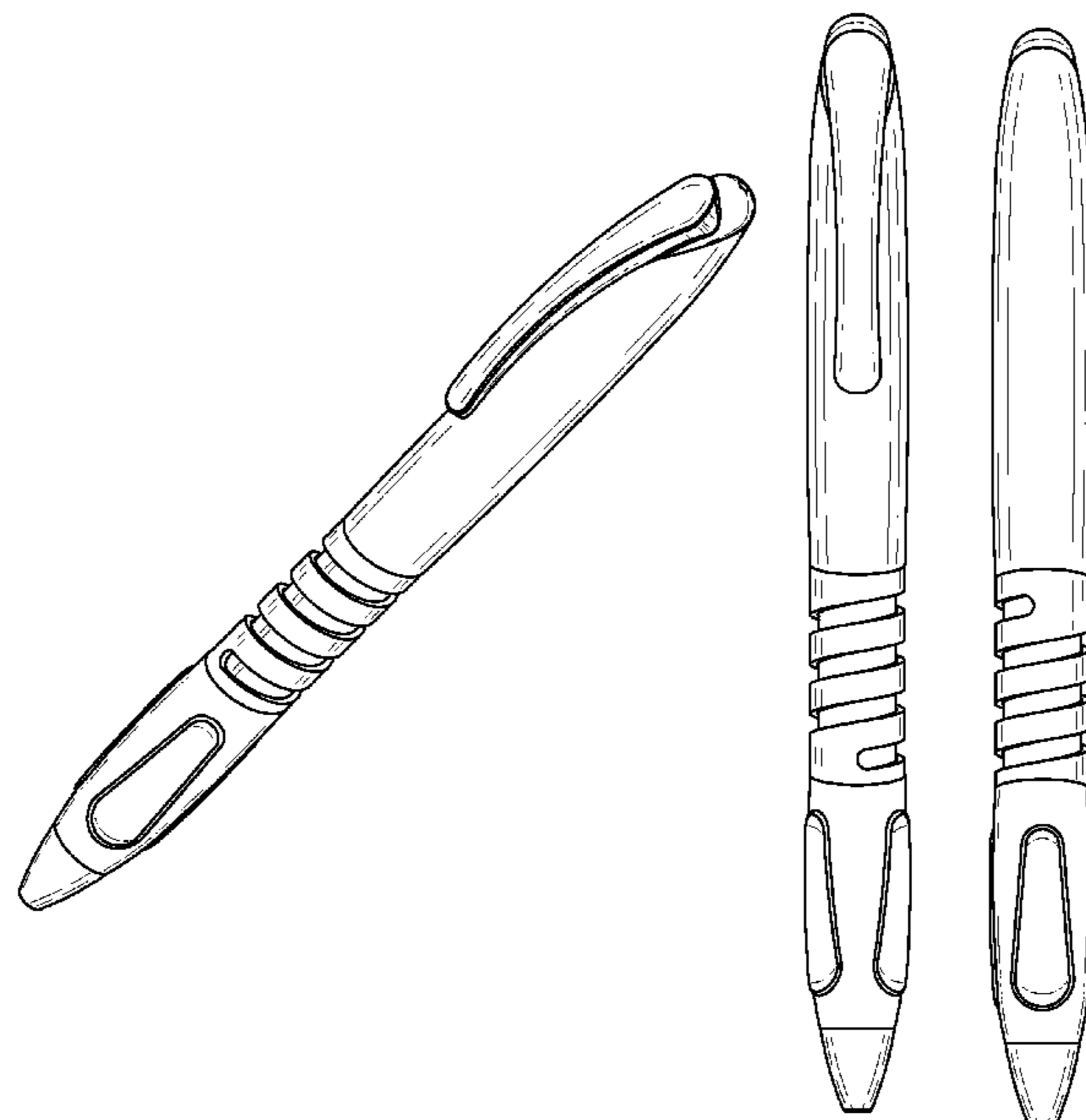
FIG. 4 is a right side elevational view thereof;

FIG. 5 is a left side elevational view thereof;

FIG. 6 is an enlarged top plan view thereof; and,

FIG. 7 is an enlarged bottom plan view thereof.

1 Claim, 4 Drawing Sheets



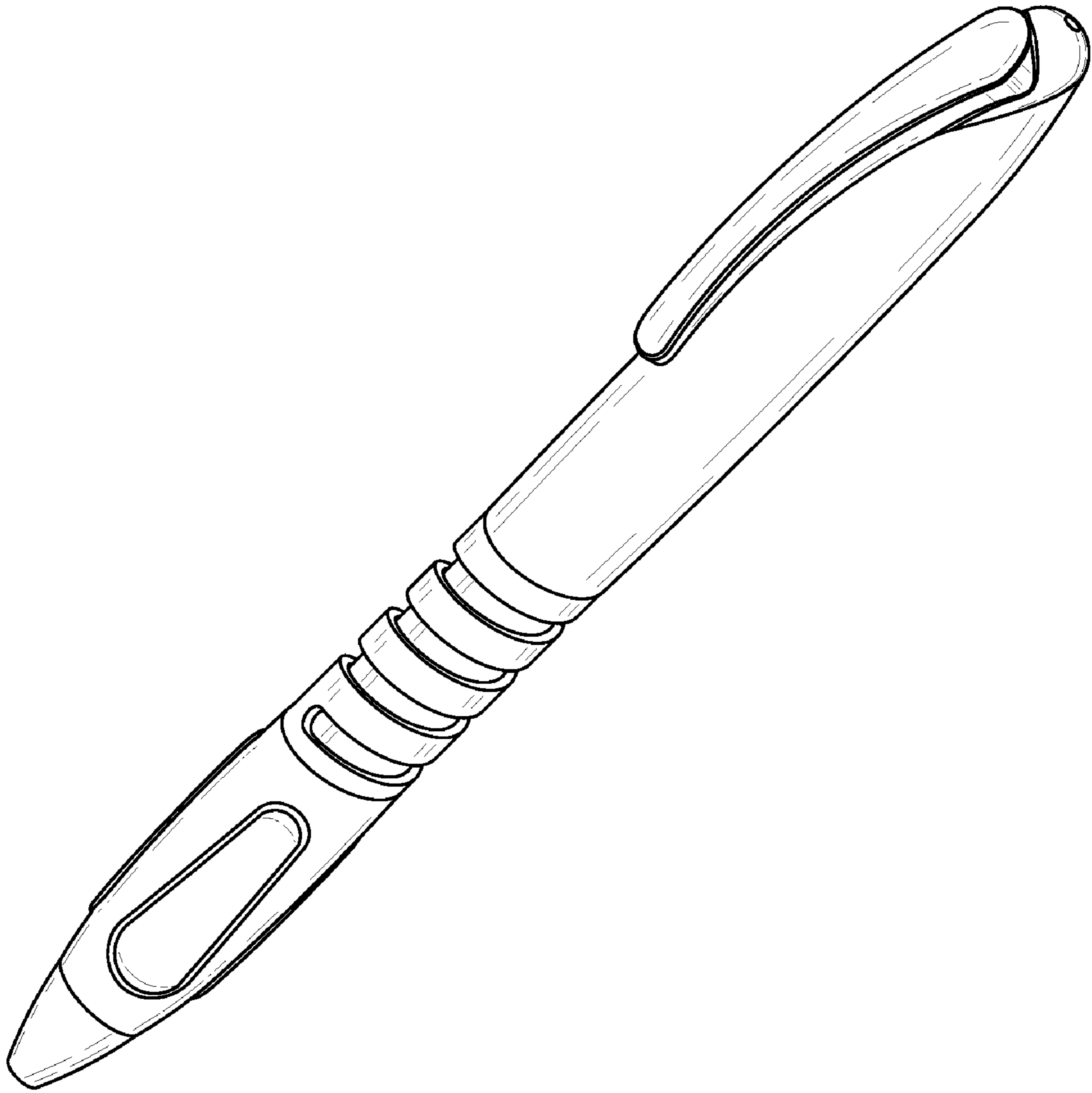


Fig. 1




Fig. 2

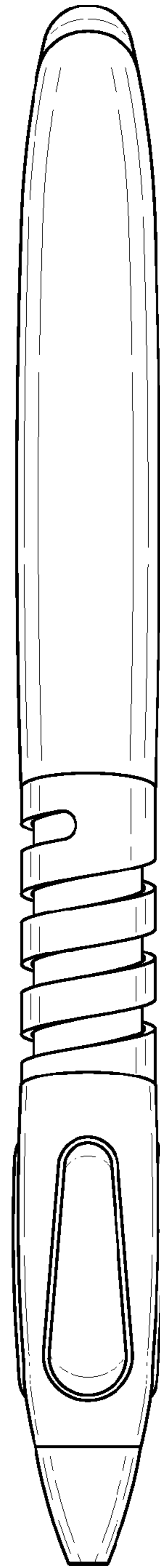


Fig. 3




Fig. 4

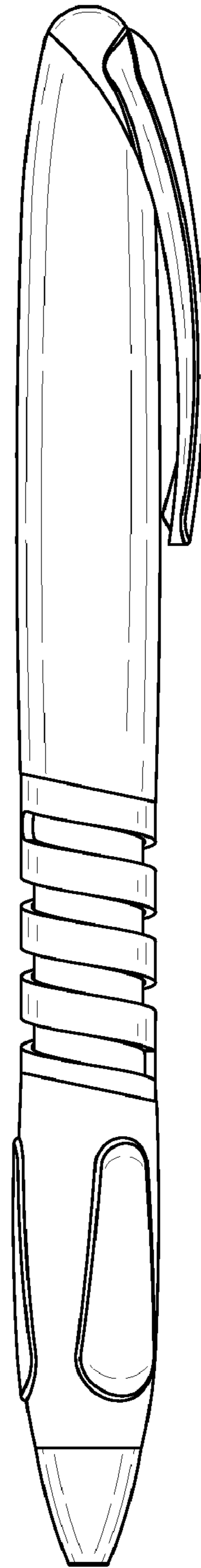


Fig. 5

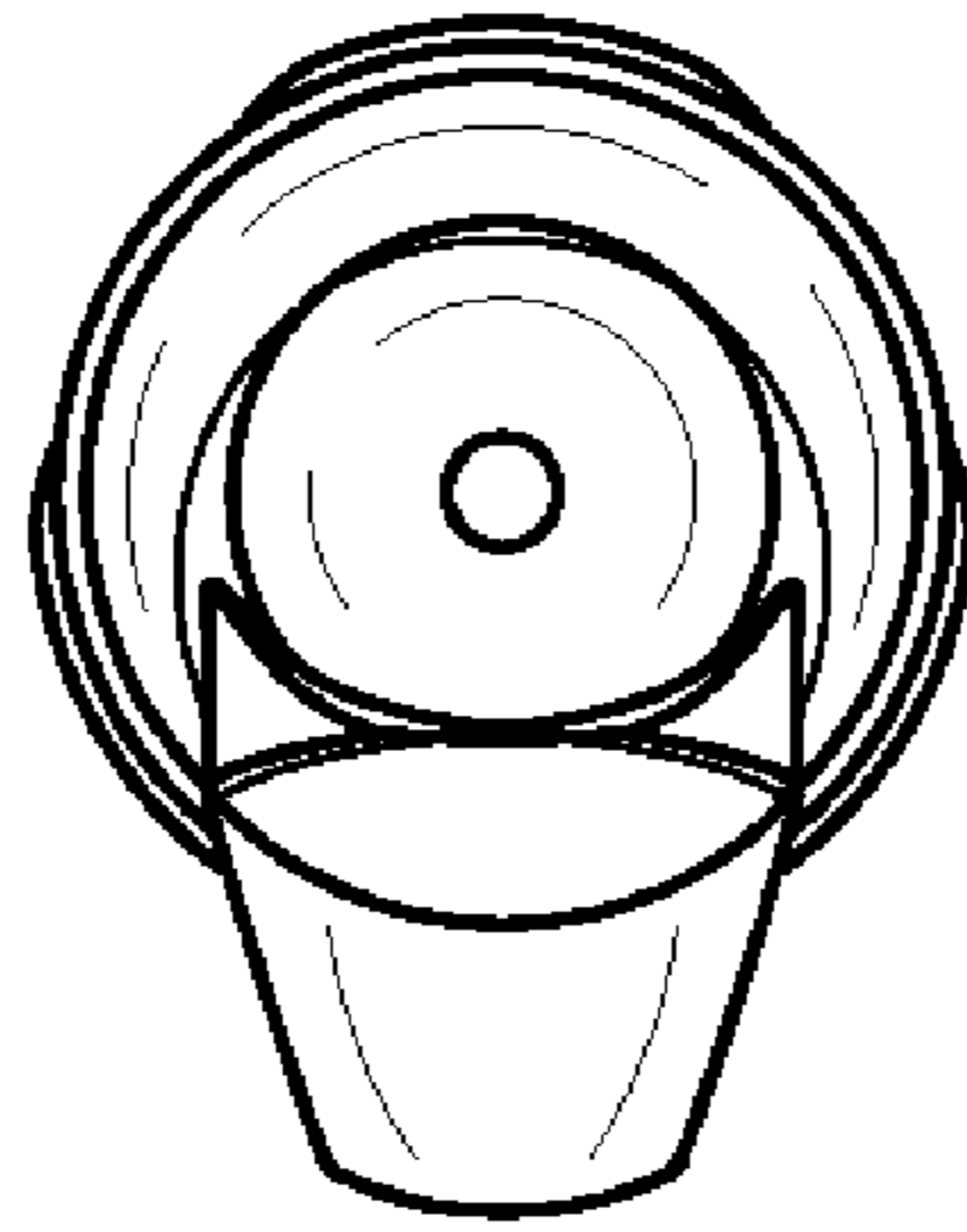


Fig. 6

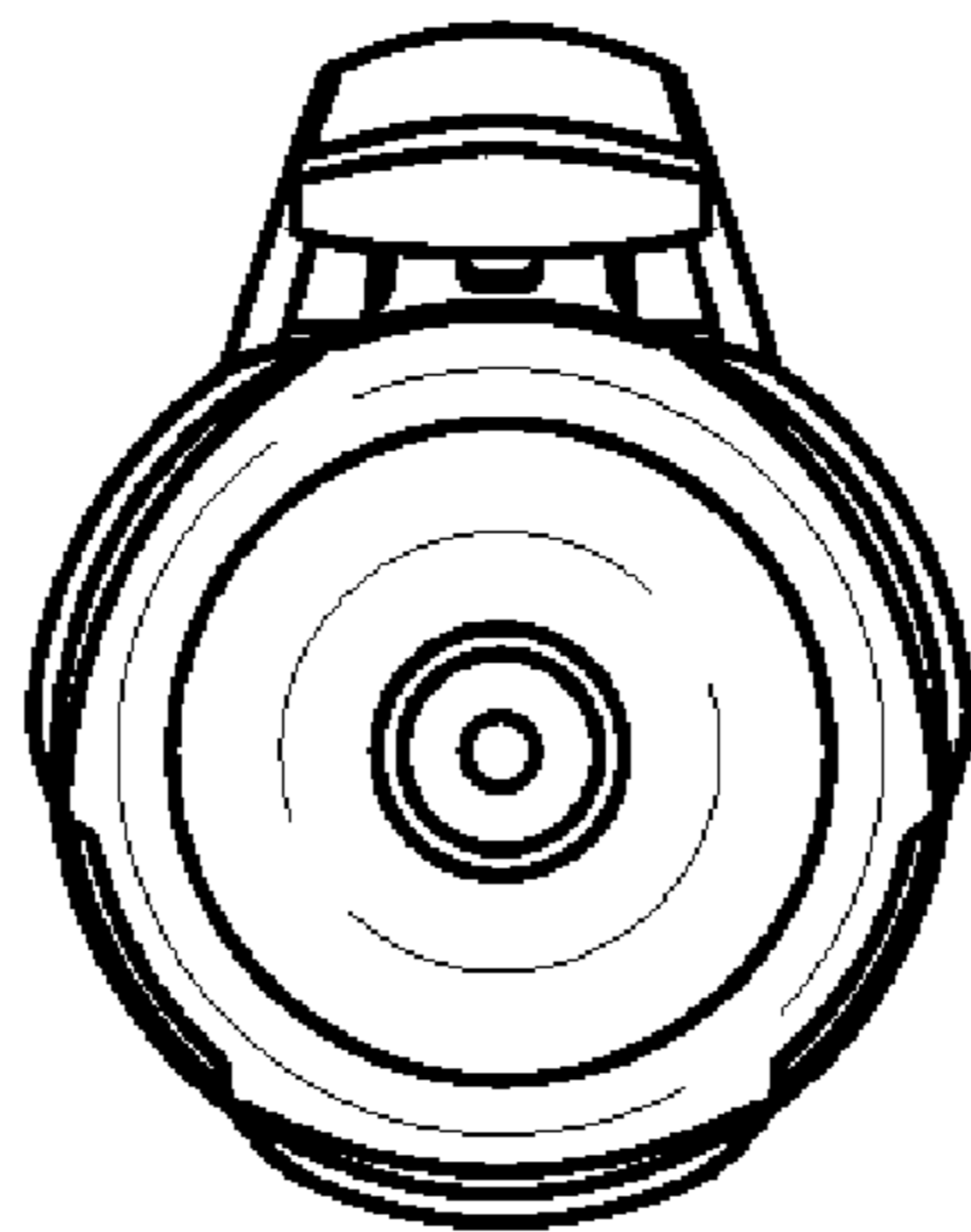


Fig. 7