



US00D575819S

(12) **United States Design Patent**  
**Nishida**

(10) **Patent No.:** **US D575,819 S**

(45) **Date of Patent:** **\*\* Aug. 26, 2008**

(54) **PEN**

(75) Inventor: **Tsuyoshi Nishida**, Tokyo (JP)

(73) Assignee: **Mitsubishi Pencil Co., Ltd.**, Tokyo (JP)

(\*\*) Term: **14 Years**

(21) Appl. No.: **29/274,141**

(22) Filed: **Mar. 30, 2007**

(30) **Foreign Application Priority Data**

Nov. 10, 2006 (JP) ..... 2006-030927

(51) **LOC (8) Cl.** ..... **19-06**

(52) **U.S. Cl.** ..... **D19/50**

(58) **Field of Classification Search** ..... D19/35,  
D19/36, 41–51, 53–57; 24/11 R, 11 F, 11 P;  
401/52, 99, 100, 104–109, 192, 195, 196  
See application file for complete search history.

(56) **References Cited**

**U.S. PATENT DOCUMENTS**

D354,080 S *	1/1995	Chevalier	.....	D19/51
D460,485 S *	7/2002	Keda	.....	D19/43
D487,114 S *	2/2004	Santa Maria et al.	.....	D19/50
D538,343 S *	3/2007	Morton et al.	.....	D19/50
D542,843 S *	5/2007	Qiu	.....	D19/50
D543,237 S *	5/2007	Bickert et al.	.....	D19/42
D545,365 S *	6/2007	Lecce	.....	D19/51
D553,679 S *	10/2007	Tien	.....	D19/48

D556,259 S *	11/2007	Feng et al.	.....	D19/50
D561,254 S *	2/2008	Lin et al.	.....	D19/48
D562,397 S *	2/2008	Qiu et al.	.....	D19/51
D564,025 S *	3/2008	Oas	.....	D19/49

**FOREIGN PATENT DOCUMENTS**

WO DM 055 970 6/2001

\* cited by examiner

*Primary Examiner*—Elizabeth A Albert

(74) *Attorney, Agent, or Firm*—Foley & Lardner LLP

(57) **CLAIM**

The ornamental design for a pen, as shown and described.

**DESCRIPTION**

FIG. 1 is a perspective view of a pen showing my new design;

FIG. 2 is a front elevational view thereof;

FIG. 3 is a right side elevational view thereof; the left side elevational view is a mirror image of the right side;

FIG. 4 is a rear elevational view thereof;

FIG. 5 is a top plan view thereof; and,

FIG. 6 is a bottom plan view thereof.

The broken lines showing the push button, clip, clip attachment portion, details on the grip, and writing tip housing are included for the purpose of illustrating environment and form no part of the claimed design.

**1 Claim, 1 Drawing Sheet**

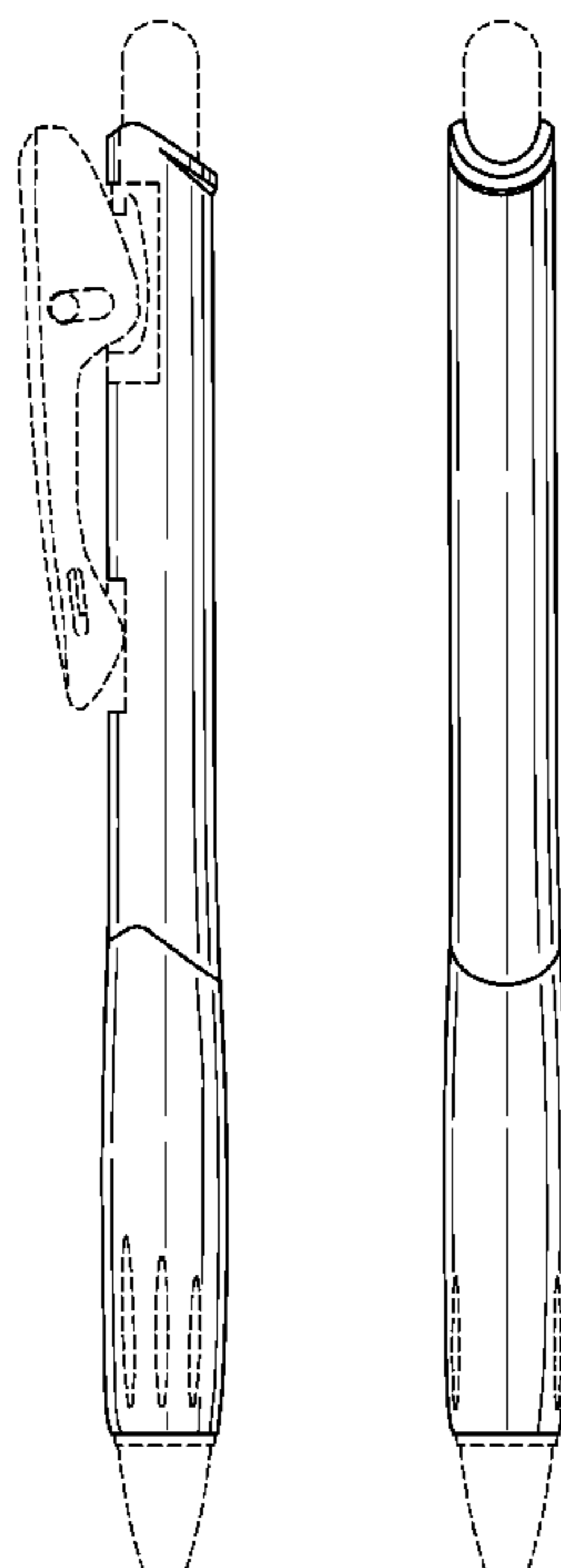


Fig. 1




Fig. 2

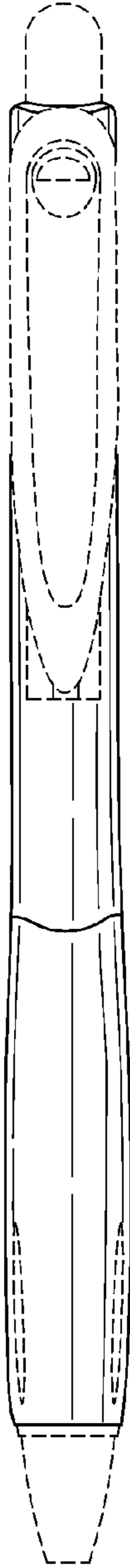


Fig. 3

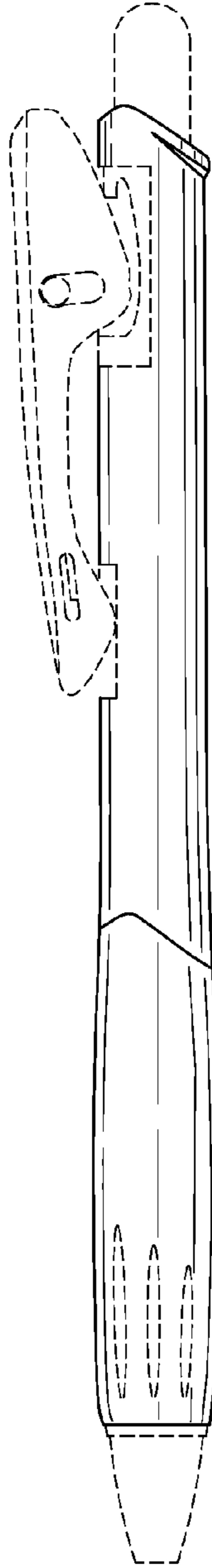


Fig. 4



Fig. 5

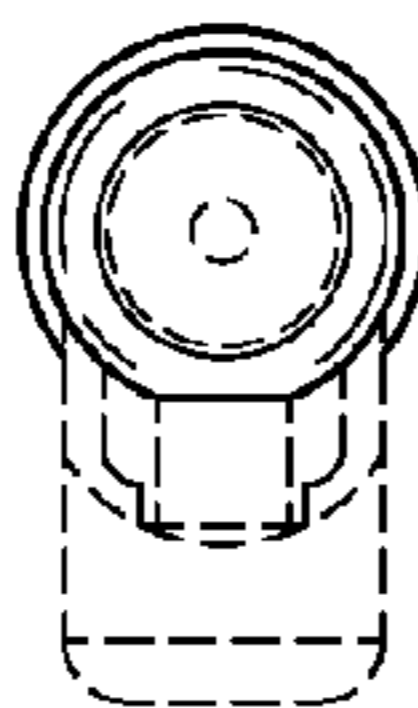


Fig. 6

