



US00D575813S

(12) **United States Design Patent**
Li

(10) **Patent No.:** **US D575,813 S**

(45) **Date of Patent:** **** Aug. 26, 2008**

(54) **EYEGLASS FRAME**

(75) **Inventor:** **Jui-Chi Li**, Tainan (TW)

(73) **Assignee:** **Sun Sight Glasses Co., Ltd.**, Tainan (TW)

(**) **Term:** **14 Years**

(21) **Appl. No.:** **29/303,944**

(22) **Filed:** **Feb. 21, 2008**

(51) **LOC (8) Cl.** **16-06**

(52) **U.S. Cl.** **D16/326**

(58) **Field of Classification Search** D16/101,
D16/300-342; D29/109-110; D24/110.2;
351/41, 44, 51-52, 62, 158, 92, 103-123,
351/140, 153; 2/426-432, 447-449, 441,
2/436, 434-437

See application file for complete search history.

(56) **References Cited**

U.S. PATENT DOCUMENTS

D424,598 S *	5/2000	Simioni	D16/326
D425,103 S *	5/2000	Yee et al.	D16/326
6,233,342 B1 *	5/2001	Fernandez	2/236
D488,499 S *	4/2004	Mage	D16/326
D500,781 S *	1/2005	Mage	D16/335
D539,833 S *	4/2007	Chuang	D16/326

D549,268 S *	8/2007	Daems et al.	D16/321
D549,763 S *	8/2007	Daems et al.	D16/321
D550,757 S *	9/2007	Li	D16/326
D552,665 S *	10/2007	Mage	D16/326
D557,730 S *	12/2007	Mage	D16/335
D558,816 S *	1/2008	Yee	D16/326
D565,088 S *	3/2008	Baden et al.	D16/326

* cited by examiner

Primary Examiner—Raphael Barkai

(74) *Attorney, Agent, or Firm*—Alan Kamrath; Kamrath & Associates PA

(57) **CLAIM**

The ornamental design for an eyeglass frame, as shown and described.

DESCRIPTION

FIG. 1 is a perspective view of an eyeglass frame showing my new design;

FIG. 2 is a front side elevational view thereof;

FIG. 3 is a rear side elevational view thereof;

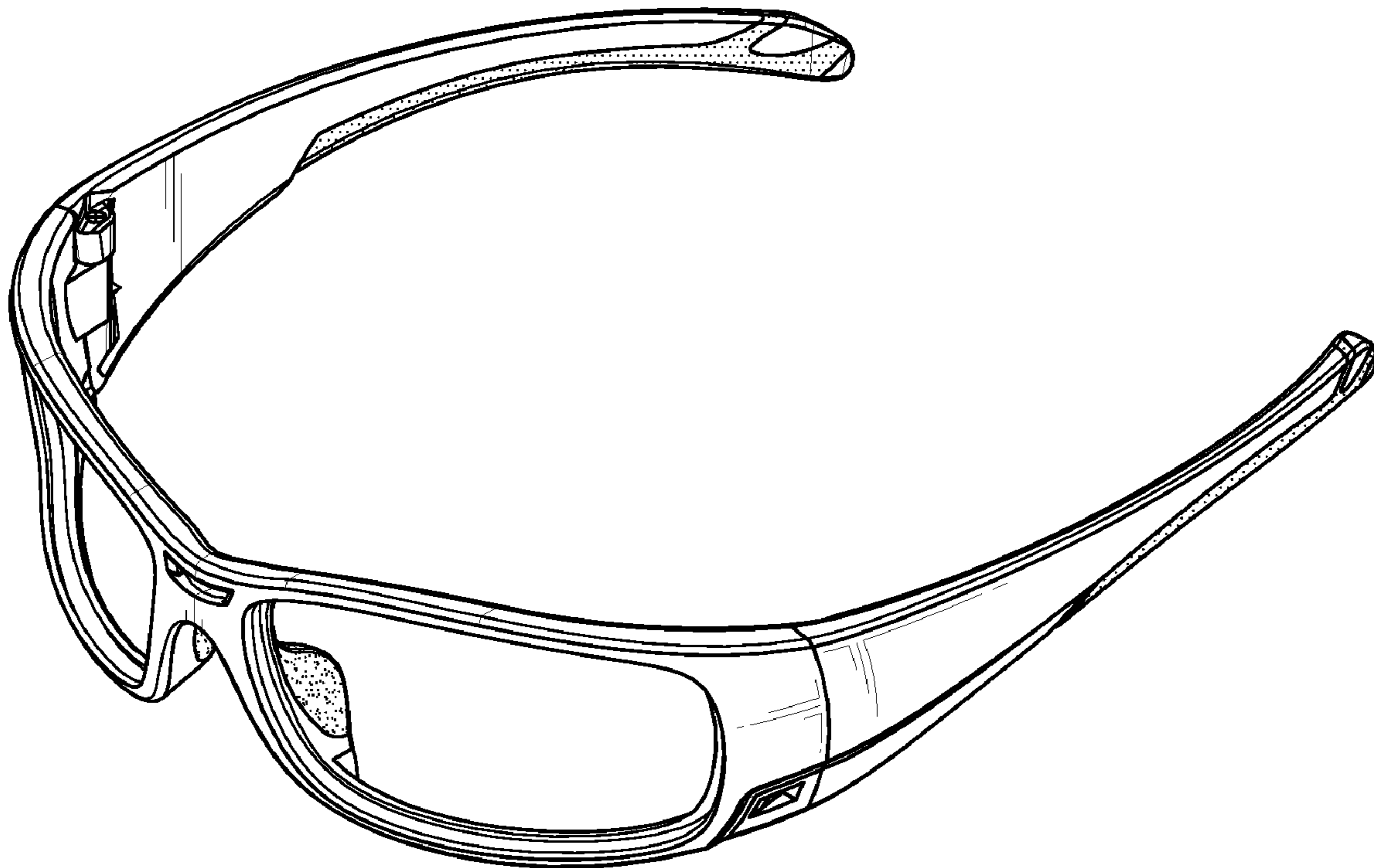
FIG. 4 is a left side elevational view thereof;

FIG. 5 is a right side elevational view thereof;

FIG. 6 is a top plan view thereof; and,

FIG. 7 is a bottom plan view thereof.

1 Claim, 3 Drawing Sheets



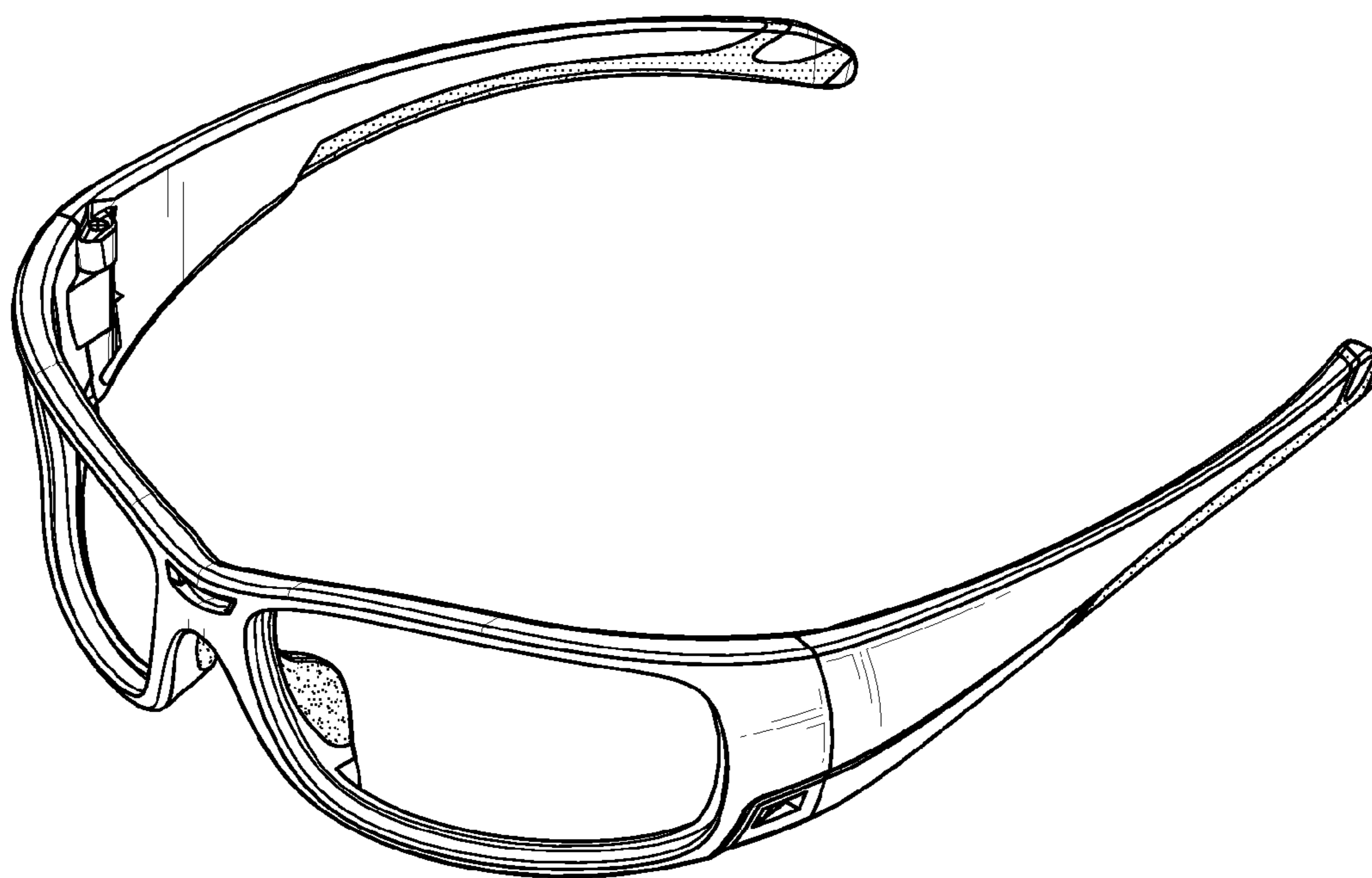


FIG. 1

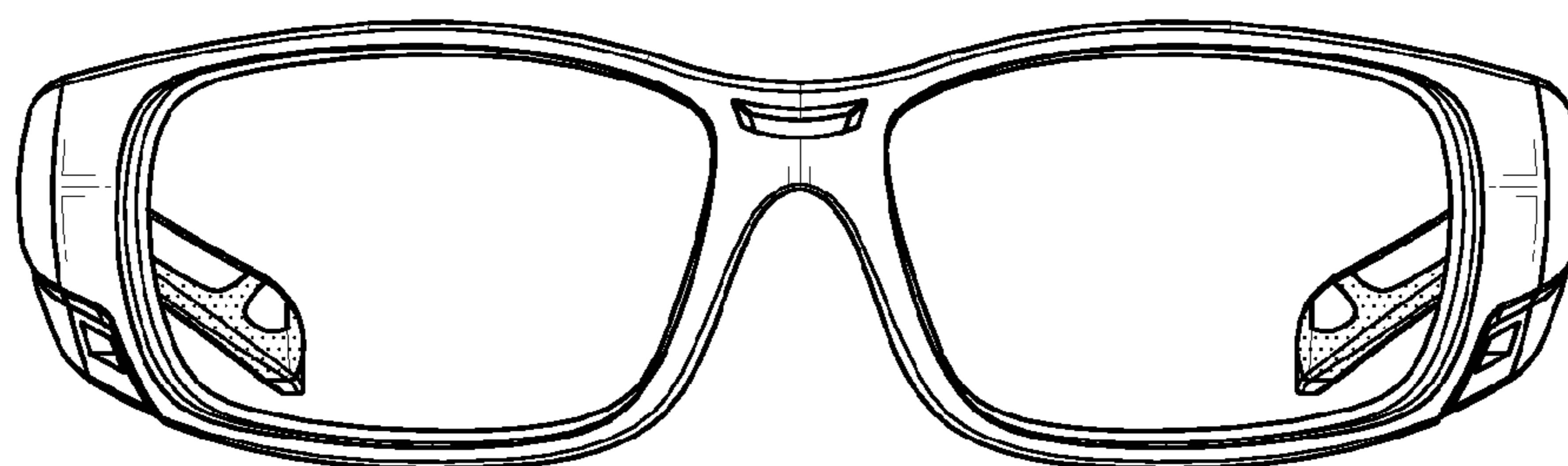


FIG. 2

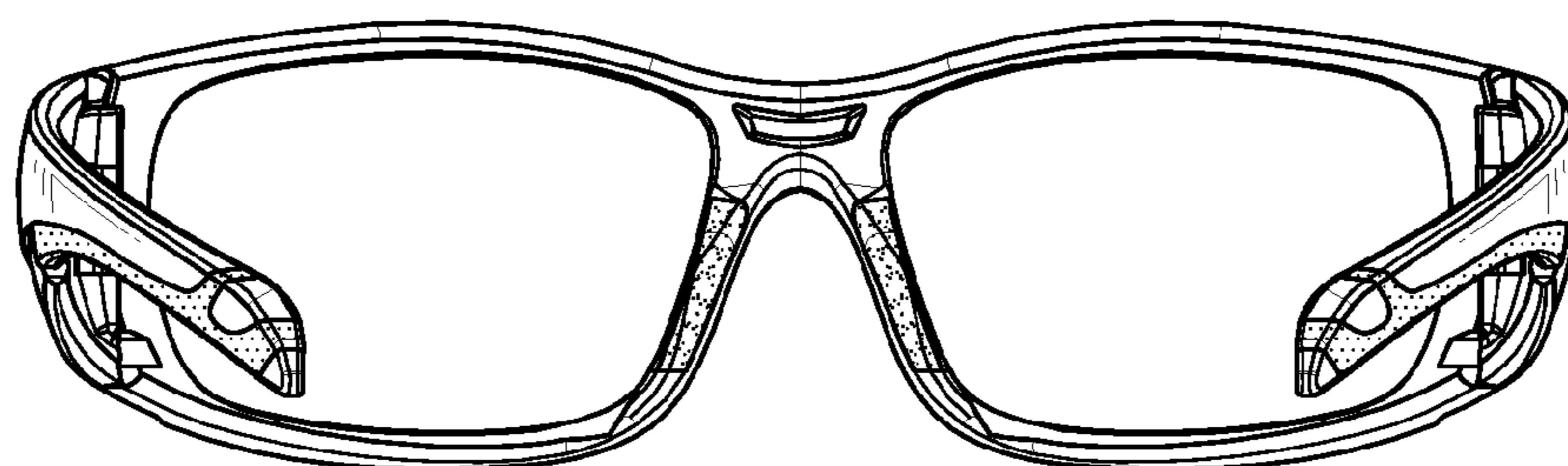


FIG. 3

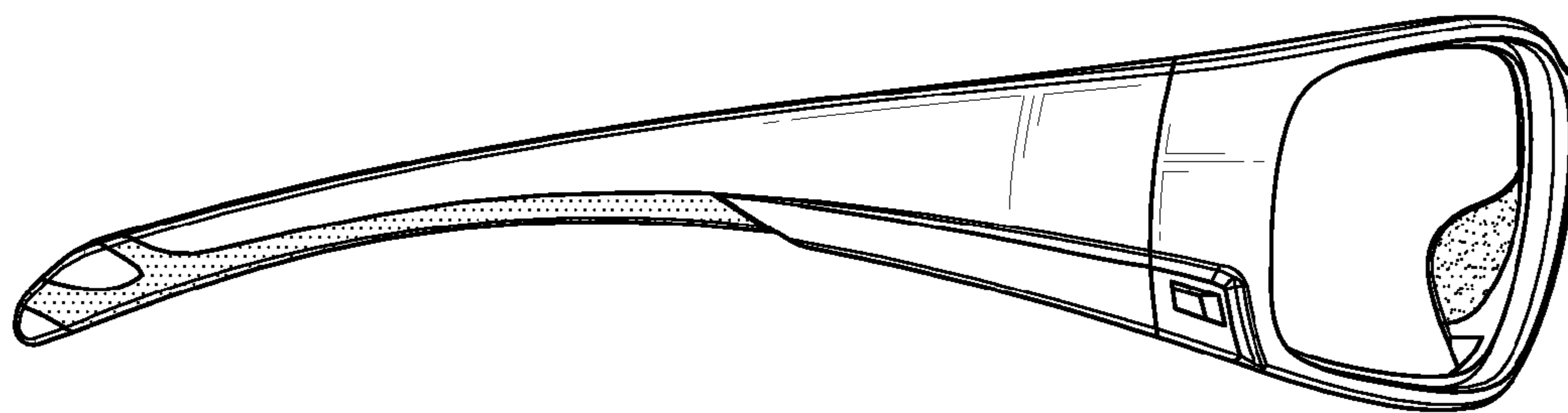


FIG. 4



FIG. 6

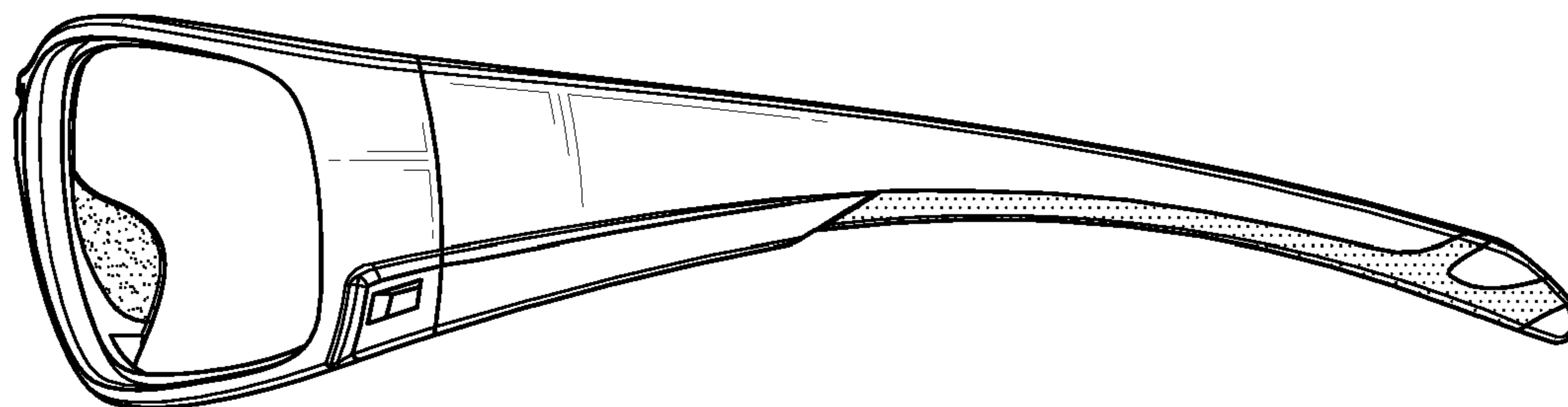


FIG. 5




FIG. 7