



US00D575803S

(12) **United States Design Patent**  
**Kuwae et al.**

(10) **Patent No.:** **US D575,803 S**  
(45) **Date of Patent:** **\*\* Aug. 26, 2008**

(54) **BACKHOE**

(75) Inventors: **Junta Kuwae**, Sakai (JP); **Yasuhiko Arai**, Sakai (JP); **Tomoaki Miyake**, Sakai (JP)

(73) Assignee: **Kubota Corporation**, Osaka (JP)

(\*\*) Term: **14 Years**

(21) Appl. No.: **29/291,516**

(22) Filed: **Aug. 31, 2007**

(30) **Foreign Application Priority Data**

Mar. 2, 2007 (JP) ..... 2007-005405

(51) **LOC (8) Cl.** ..... **12-09**

(52) **U.S. Cl.** ..... **D15/25**

(58) **Field of Classification Search** ..... D15/10,  
D15/22-26, 28, 30, 33; 296/193.03, 193.08;  
172/611, 776; 180/69.24, 89.1, 89.12, 89.13,  
180/900, 326; 37/443, 379; 414/601, 602,  
414/685, 687, 688, 694, 722-724, 699, 680,  
414/698, 719, 743

See application file for complete search history.

(56) **References Cited**

**U.S. PATENT DOCUMENTS**

- D391,272 S \* 2/1998 Jin et al. .... D15/25
- D406,152 S \* 2/1999 Miyaoka et al. .... D15/25
- D431,253 S \* 9/2000 Marchetta et al. .... D15/25
- D432,144 S \* 10/2000 Kraft et al. .... D15/30
- D432,145 S \* 10/2000 Kraft et al. .... D15/30
- 6,135,223 A \* 10/2000 Miyachi et al. .... 180/69.21
- D433,689 S \* 11/2000 Kraft et al. .... D15/30
- D436,605 S \* 1/2001 Shaw et al. .... D15/30
- 6,170,588 B1 \* 1/2001 Irino et al. .... 180/89.1
- D440,236 S \* 4/2001 Kraft et al. .... D15/28
- D450,331 S \* 11/2001 Murakami et al. .... D15/25
- D460,974 S \* 7/2002 Murakami et al. .... D15/25
- 6,502,896 B1 \* 1/2003 Nakata et al. .... 296/190.05
- D490,444 S \* 5/2004 Kuwae ..... D15/33
- D506,211 S \* 6/2005 Kuwae et al. .... D15/33

- D507,800 S \* 7/2005 Kuwae et al. .... D15/30
- D508,498 S \* 8/2005 Shimokakiuchi et al. .... D15/24
- D510,366 S \* 10/2005 Kuwae et al. .... D15/28
- D518,071 S \* 3/2006 Gwak et al. .... D15/25
- 7,036,251 B2 \* 5/2006 Kojima et al. .... 37/466
- D528,568 S \* 9/2006 Kuwae et al. .... D15/28
- D529,933 S \* 10/2006 Kuwae et al. .... D15/28
- D552,131 S \* 10/2007 Matsubara et al. .... D15/33
- D555,675 S \* 11/2007 Matsubara et al. .... D15/25
- 2004/0200100 A1 \* 10/2004 Kojima et al. .... 37/348

\* cited by examiner

*Primary Examiner*—Stella M. Reid

*Assistant Examiner*—Mark A Goodwin

(74) *Attorney, Agent, or Firm*—The Webb Law Firm

(57) **CLAIM**

The ornamental design for a backhoe, as shown and described.

**DESCRIPTION**

FIG. 1 is a right rear perspective view of the backhoe showing our new design. The part of the photograph shown in coarse dot pattern and outlined in dashed lines illustrates a portion of the backhoe that forms no part of the claimed design;

FIG. 2 is a left rear perspective view thereof. The part of the photograph shown in coarse dot pattern and outlined in dashed lines illustrates a portion of the backhoe that forms no part of the claimed design;

FIG. 3 is a front view thereof. The part of the photograph shown in coarse dot pattern and outlined in dashed lines illustrates a portion of the backhoe that forms no part of the claimed design;

FIG. 4 is a top plan view thereof. The part of the photograph shown in coarse dot pattern and outlined in dashed lines illustrates a portion of the backhoe that forms no part of the claimed design;


FIG. 5 is a rear view thereof;

FIG. 6 is a right side view thereof;

FIG. 7 is a left side view thereof; and,

FIG. 8 is a left front perspective view thereof.

**1 Claim, 8 Drawing Sheets**






Figure 1




Figure 2




Figure 3

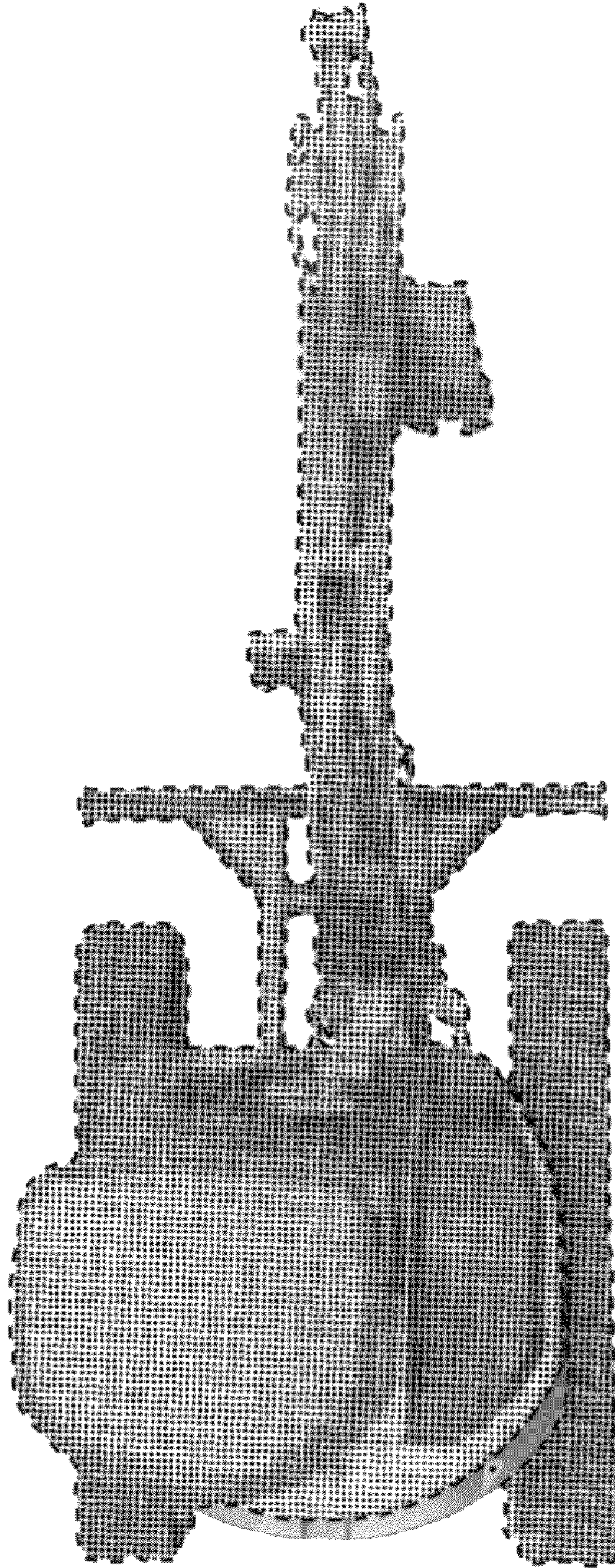


Figure 4




Figure 5




Figure 6




Figure 7





Figure 8