



US00D575799S

(12) **United States Design Patent**
Zhang et al.

(10) **Patent No.:** **US D575,799 S**

(45) **Date of Patent:** **** Aug. 26, 2008**

(54) **ROTATING AND SELF-SUPPORTING MEDIA PLAYER**

D541,812 S * 5/2007 Wang D14/496
D554,149 S * 10/2007 Kim D14/496
D556,209 S * 11/2007 Brelo D14/496

(75) Inventors: **Yongde Zhang**, Guang Dong (CN);
Jacky Liu, Guang Dong (CN); **Johann Lee**,
Whitestone, NY (US); **James Bak**, Plainview,
NY (US); **Sam Oh**, Old Westbury, NY (US);
Kenji Higa, Uniondale, NY (US); **Stanley Kang**,
Guang Dong (CN)

* cited by examiner

Primary Examiner—Prabhakar Deshmukh
(74) *Attorney, Agent, or Firm*—Mayer Brown LLP

(73) Assignee: **Coby Electronic Corporation**, Lake
Success, NY (US)

(57) **CLAIM**

The ornamental design of a rotating and self-supporting media player, as shown and described.

(**) Term: **14 Years**

DESCRIPTION

(21) Appl. No.: **29/275,794**

A portion of this patent document contains material which is subject to copyright protection. The copyright owner has no objection to the facsimile reproduction by anyone of the patent document or the patent disclosure, as it appears in the Patent and Trademark Office patent files or records, but otherwise reserves all copyrights whatsoever.

(22) Filed: **Jan. 5, 2007**

(51) **LOC (8) Cl.** **14-03**

(52) **U.S. Cl.** **D14/496**

(58) **Field of Classification Search** D14/496,
D14/401, 435, 474, 483, 217, 137, 138, 160,
D14/168; 345/156, 169, 173-179, 905; 715/727-729,
715/864; 455/11.1, 7, 73, 344-347, 93, 95;
370/342-344; 369/1, 2, 6, 12; 463/43-47;
273/148 B

See application file for complete search history.

FIG. 1 is a perspective view of a rotating and self-supporting media player according to an embodiment of our new design;
FIG. 2 is a front view thereof;
FIG. 3 is a rear view thereof;
FIG. 4 is a right side view thereof;
FIG. 5 is a left side view thereof;
FIG. 6 is top view thereof;
FIG. 7 is a bottom view thereof;
FIG. 8 is a perspective view thereof, shown in rotated position; and,
FIG. 9 is a front view of FIG. 8.


(56) **References Cited**

U.S. PATENT DOCUMENTS

D491,902 S * 6/2004 Chen D14/126
6,795,377 B2 * 9/2004 Gorden 368/12
D501,485 S * 2/2005 Lian et al. D14/496
6,934,568 B2 * 8/2005 Charlier et al. 455/575.3
D531,190 S * 10/2006 Lee et al. D14/496
D535,308 S * 1/2007 Andre et al. D14/496
D538,297 S * 3/2007 Ching D14/496

The Broken line showings throughout the views are for illustrative purposes only and form no part of the claimed design.

1 Claim, 6 Drawing Sheets



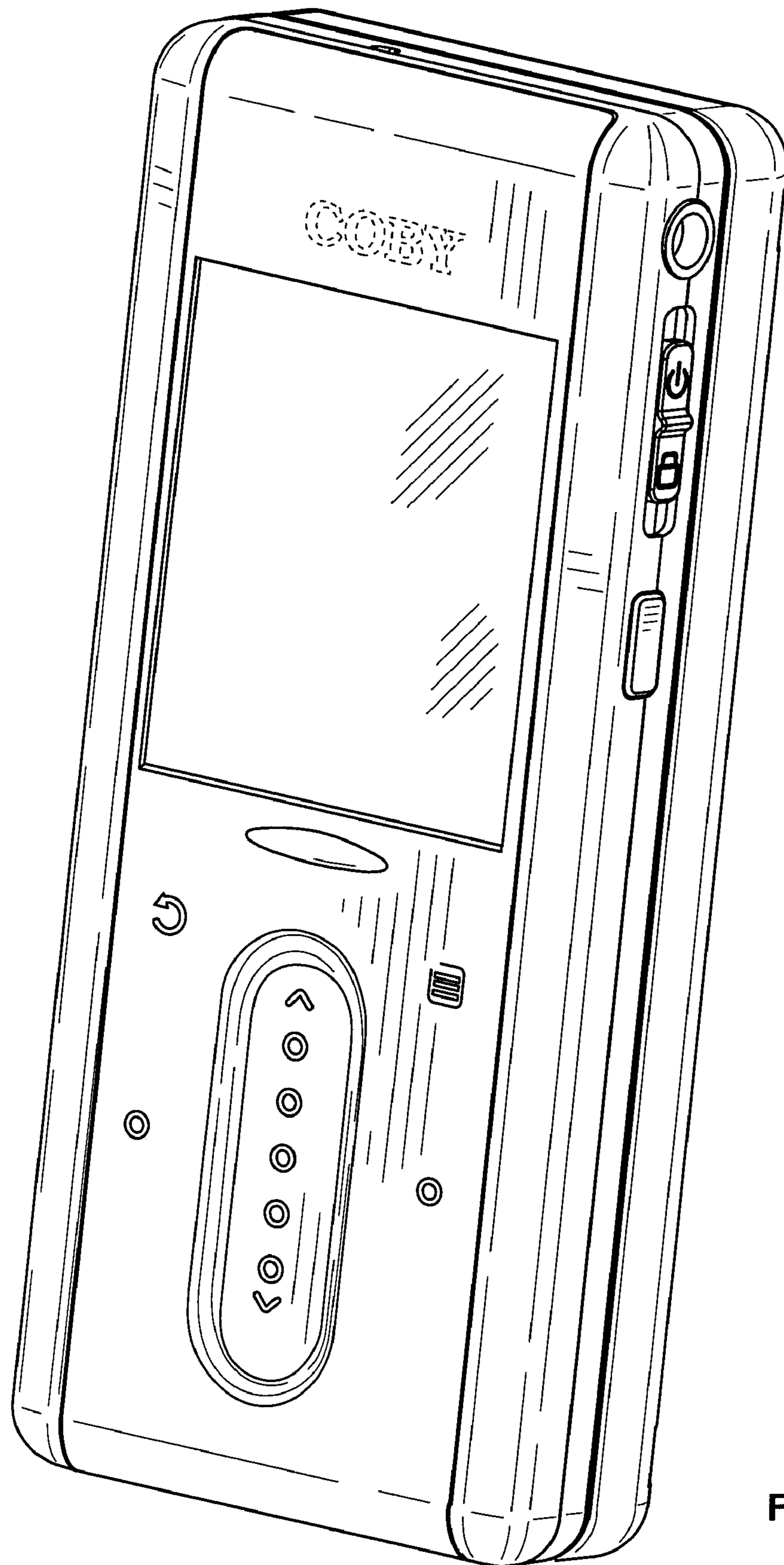


FIG. 1

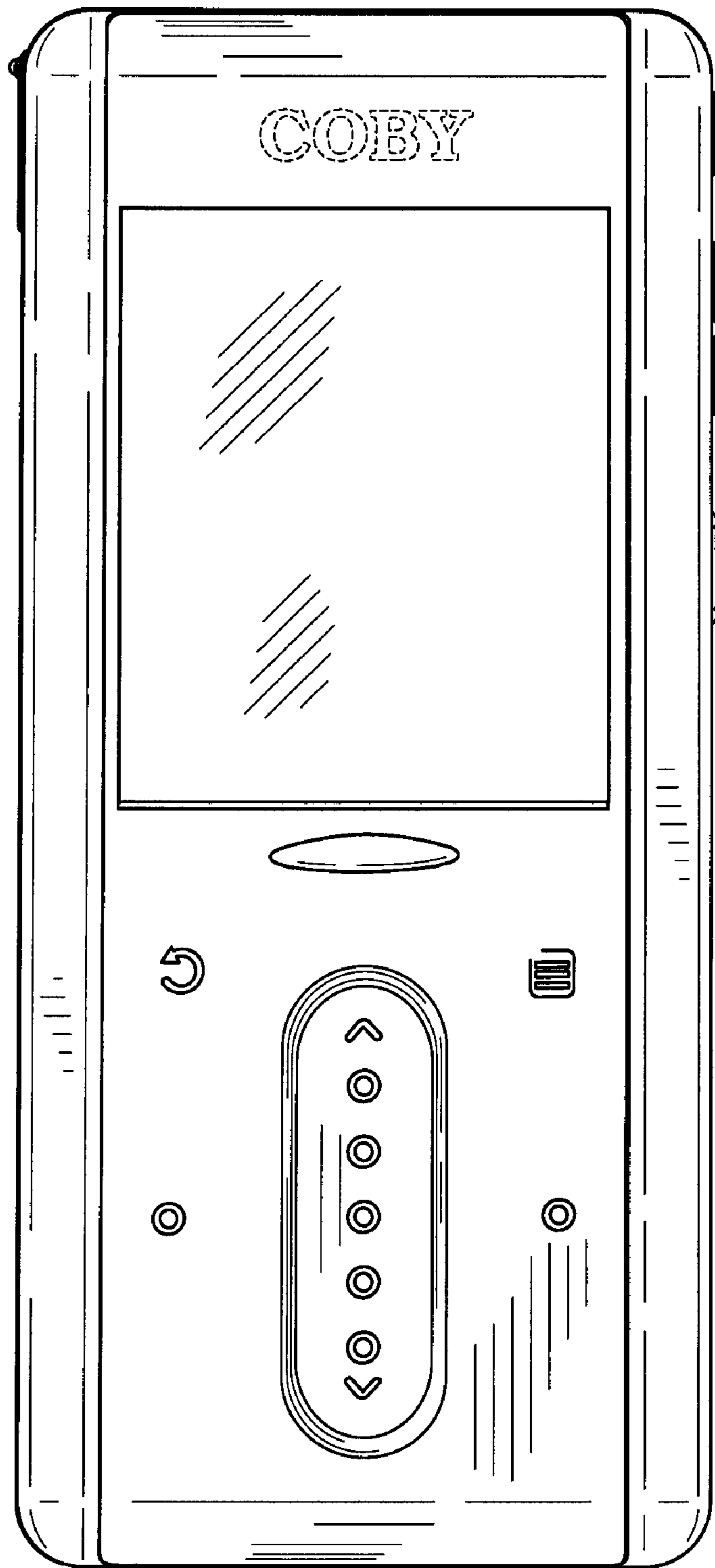


FIG. 2

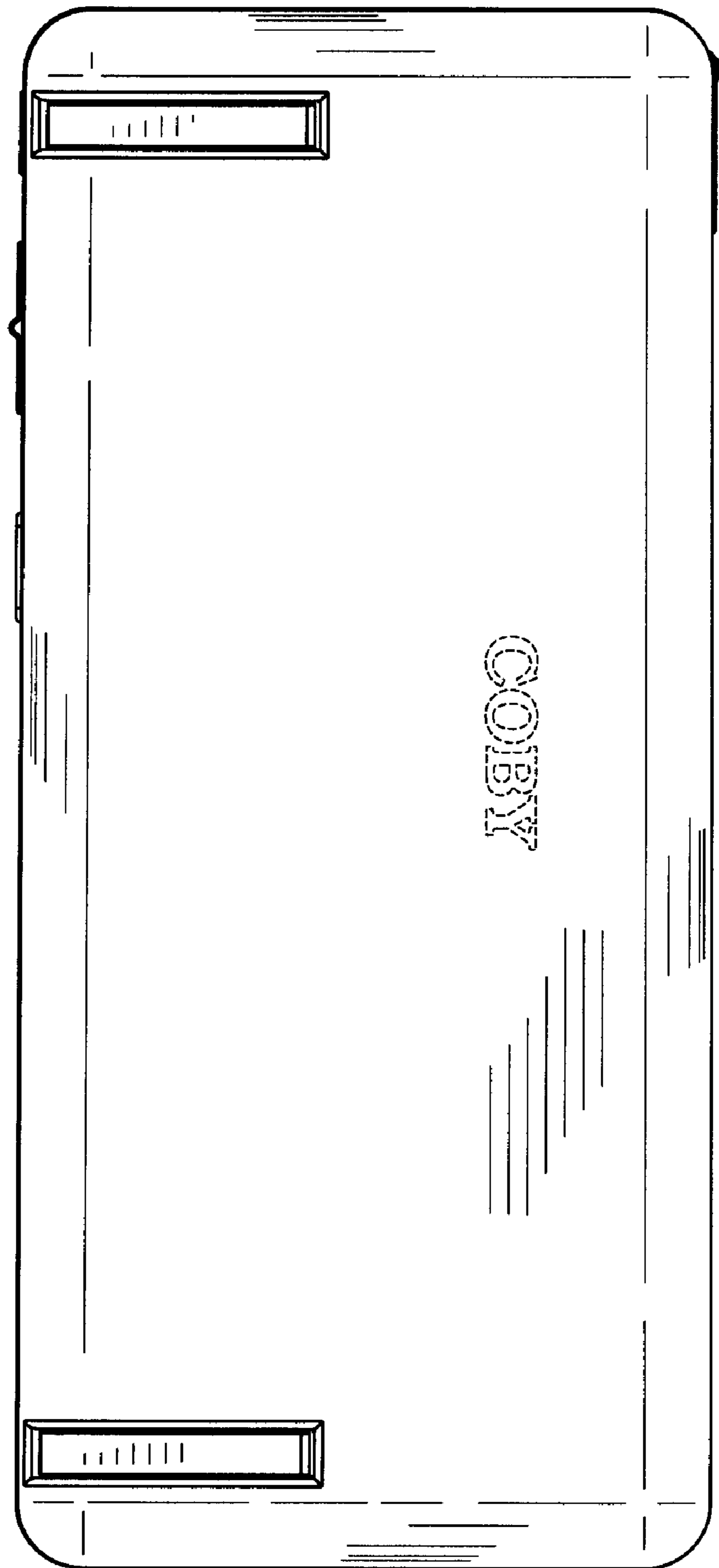


FIG. 3

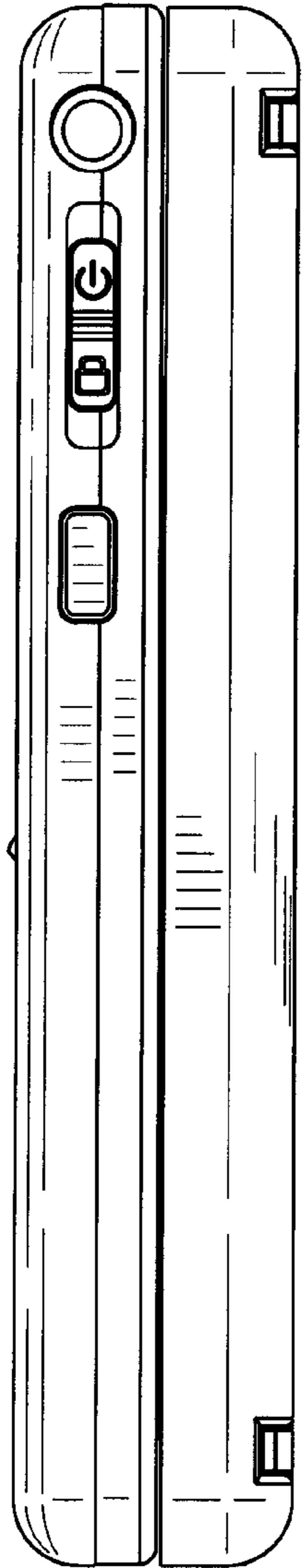


FIG. 4

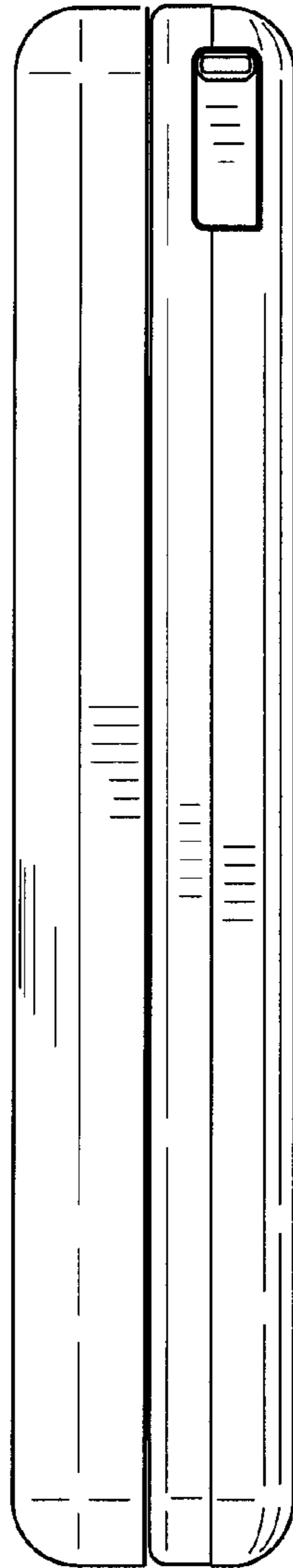


FIG. 5




FIG. 6

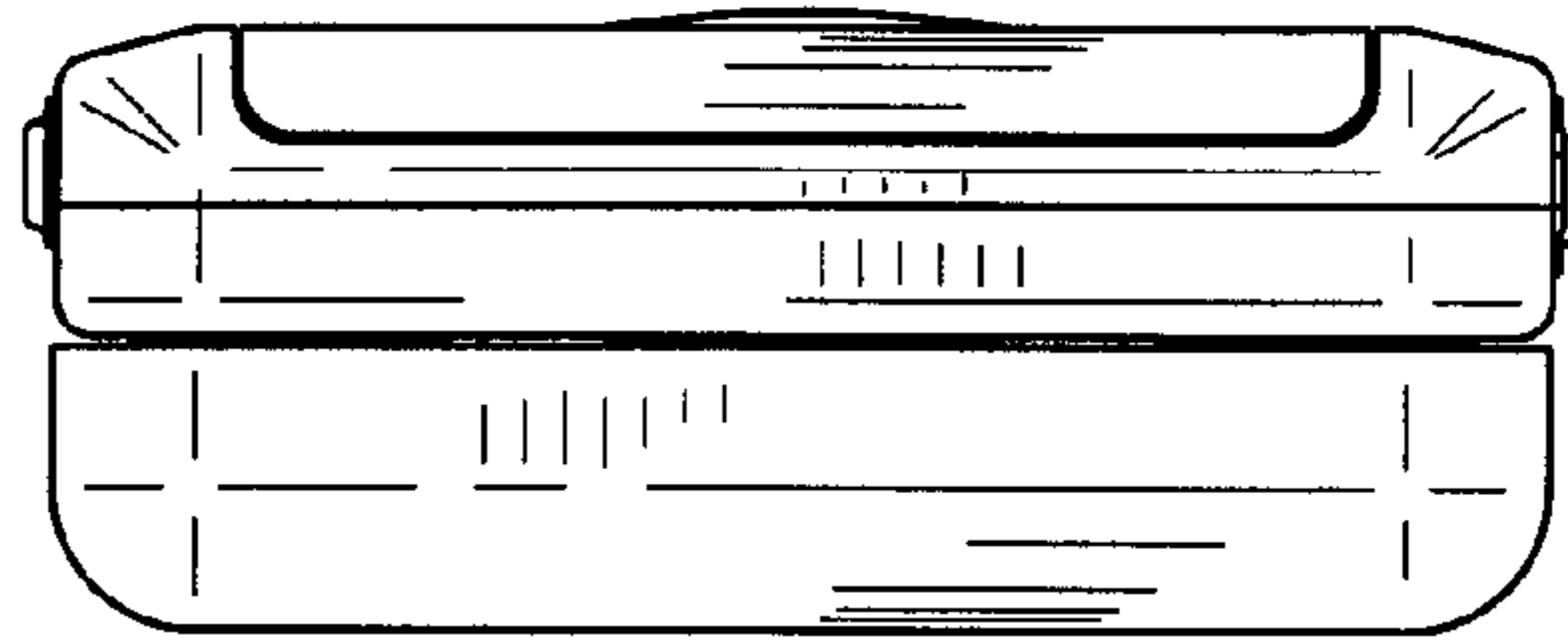


FIG. 7




FIG. 8

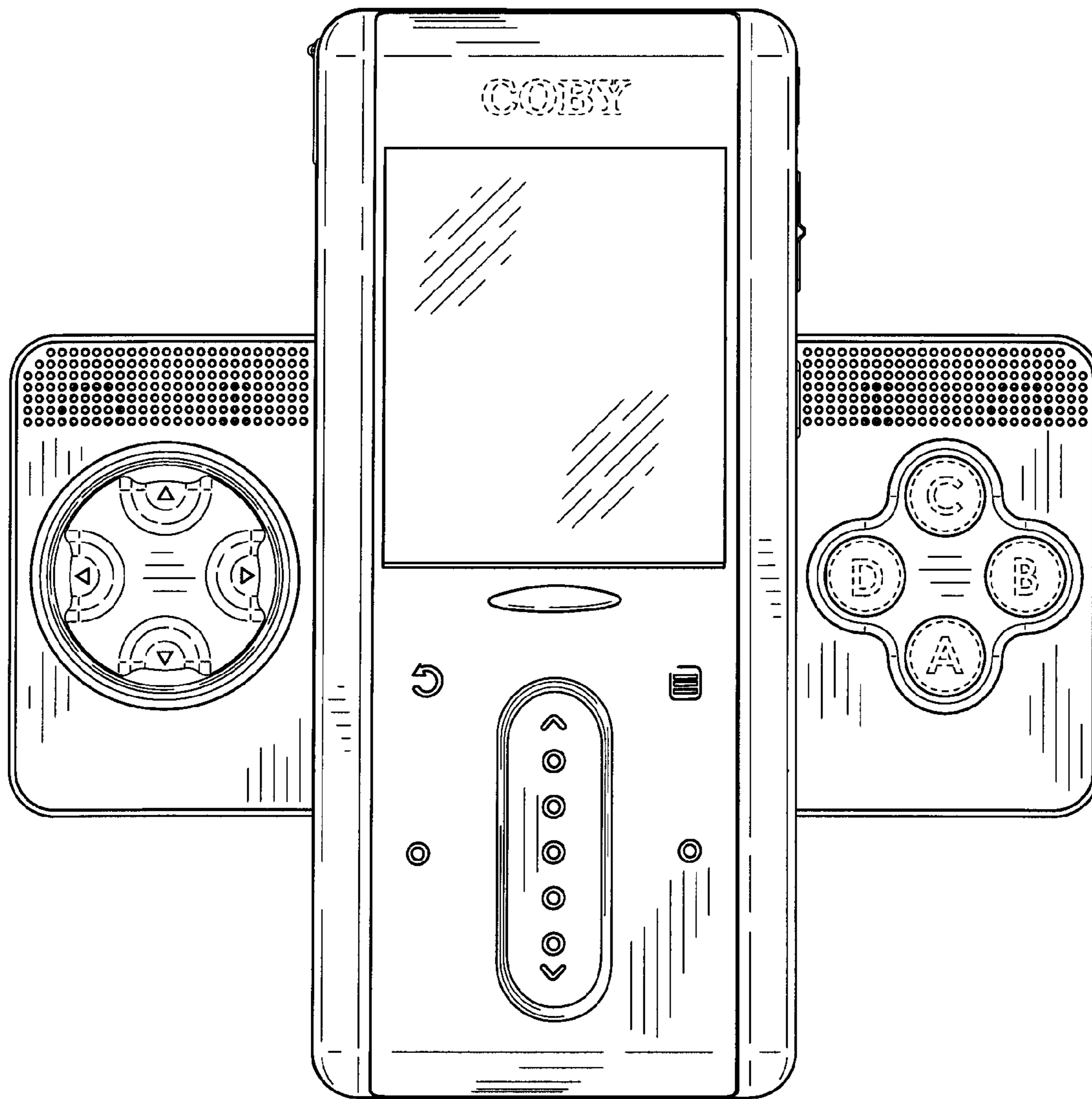


FIG. 9