



US00D575795S

(12) **United States Design Patent**
Nathan et al.

(10) **Patent No.:** **US D575,795 S**

(45) **Date of Patent:** **** Aug. 26, 2008**

(54) **PORTION OF A DISPLAY SCREEN SHOWING
A TRANSITIONAL USER INTERFACE**

(75) Inventors: **Adam Nathan**, Redmond, WA (US);
Timothy Rice, Bellevue, WA (US);
Andy Sterland, Seattle, WA (US);
Michael Leonard, Lake Stevens, WA
(US); **Jeremy Mazner**, Seattle, WA
(US); **John Montgomery**, Seattle, WA
(US)

(73) Assignee: **Microsoft Corporation**, Redmond, WA
(US)

(**) Term: **14 Years**

(21) Appl. No.: **29/298,410**

(22) Filed: **Dec. 5, 2007**

(51) **LOC (8) Cl.** **14-04**

(52) **U.S. Cl.** **D14/488; D14/487**

(58) **Field of Classification Search** D14/485–495;
715/700–705, 716, 727, 730, 748, 750, 751,
715/760–762, 764, 775–781, 786, 787, 808–810,
715/832–846, 863–867, 973–977
See application file for complete search history.

(56) **References Cited**

U.S. PATENT DOCUMENTS

D426,206	S	*	6/2000	Richter	D14/487
6,240,410	B1	*	5/2001	Wical	715/776
6,795,094	B1	*	9/2004	Watanabe et al.	715/762
6,912,692	B1	*	6/2005	Pappas	715/762
6,931,288	B1	*	8/2005	Lee et al.	715/781
6,976,028	B2	*	12/2005	Fenton et al.	715/762
7,051,286	B1	*	5/2006	Stemmer et al.	715/762
D533,871	S	*	12/2006	Stabb et al.	D14/485
D543,991	S	*	6/2007	Vigesaa	D14/487
D544,495	S	*	6/2007	Evans et al.	D14/488
D553,146	S	*	10/2007	Byeon et al.	D14/486

D554,655	S	*	11/2007	Prater et al.	D14/486
7,308,440	B2	*	12/2007	Rajarajan et al.	715/762
7,331,020	B2	*	2/2008	Chang et al.	715/843
D563,975	S	*	3/2008	Vigesaa	D14/488
2007/0033540	A1	*	2/2007	Bridges et al.	715/769

* cited by examiner

Primary Examiner—Cathron Brooks

Assistant Examiner—Deanna Fluegeman

(74) *Attorney, Agent, or Firm*—Banner & Witcoff, Ltd.

(57) **CLAIM**

The ornamental design for a portion of a display screen showing a transitional user interface, as shown and described.

DESCRIPTION

FIG. 1 illustrates a first state of a transitional user interface showing the new design.

FIG. 2 illustrates a second state thereof.

FIG. 3 illustrates a third state thereof.

FIG. 4 illustrates a fourth state thereof.

FIG. 5 illustrates a fifth state thereof.

FIG. 6 illustrates a sixth state thereof.

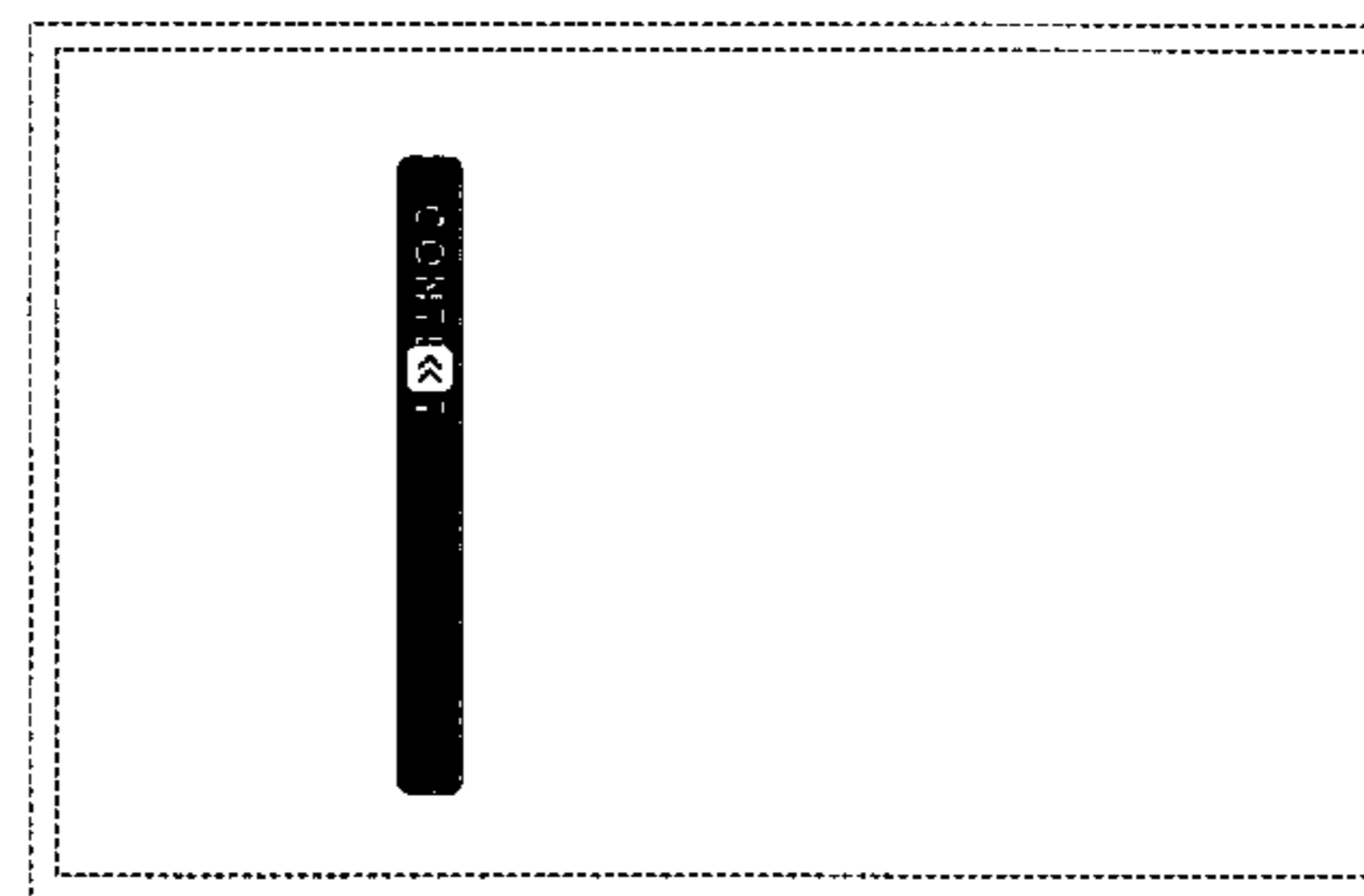
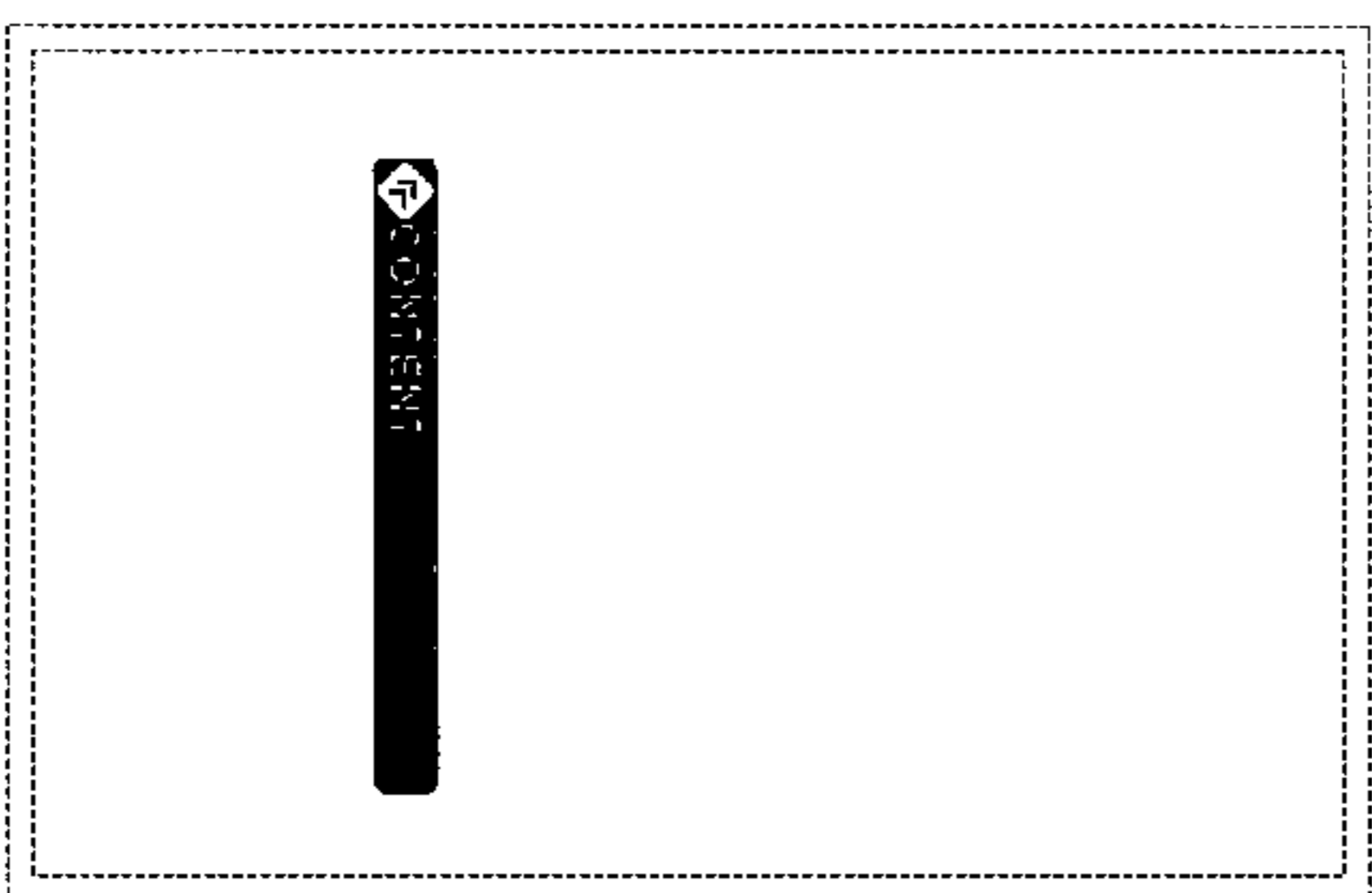
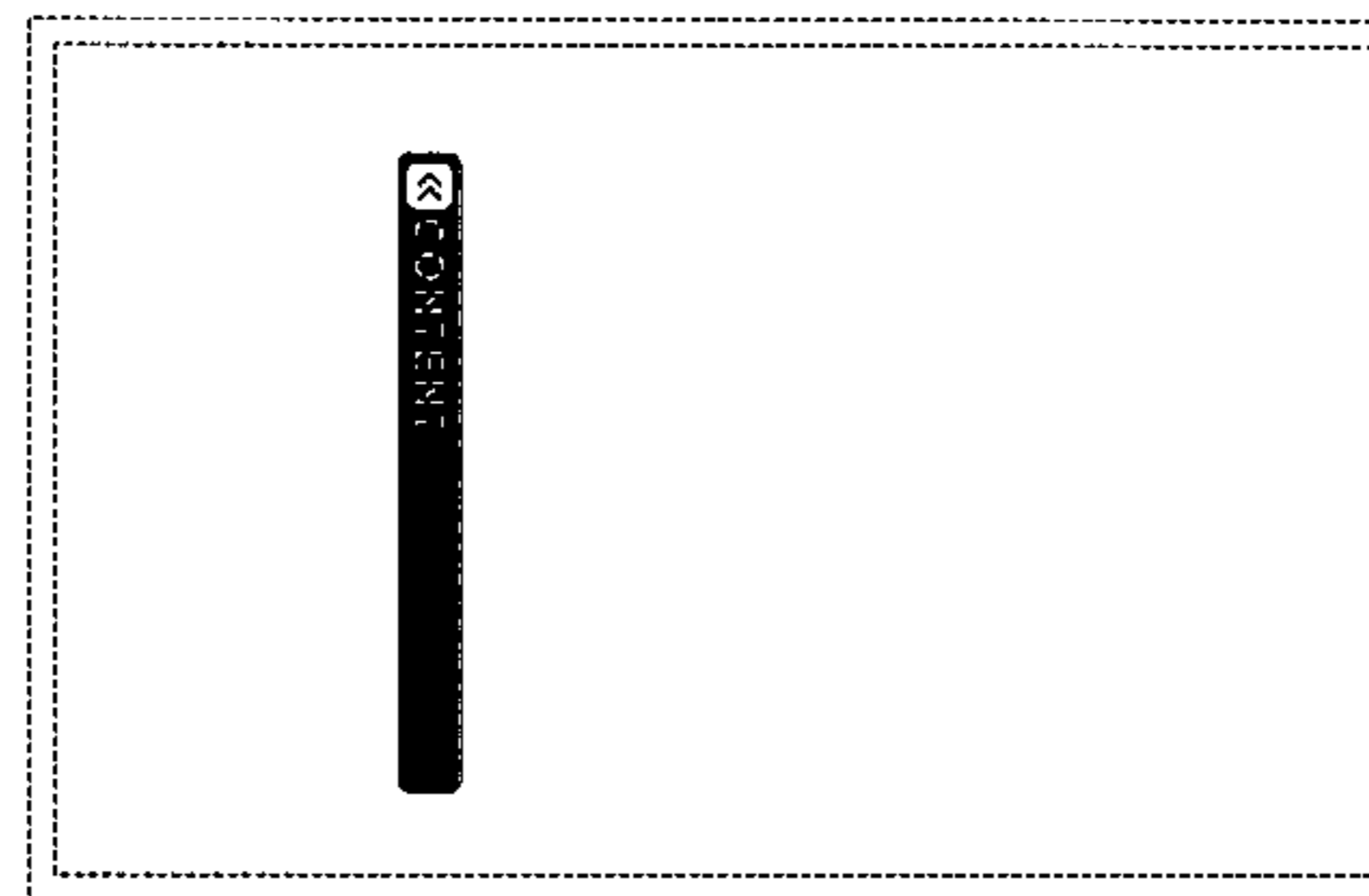
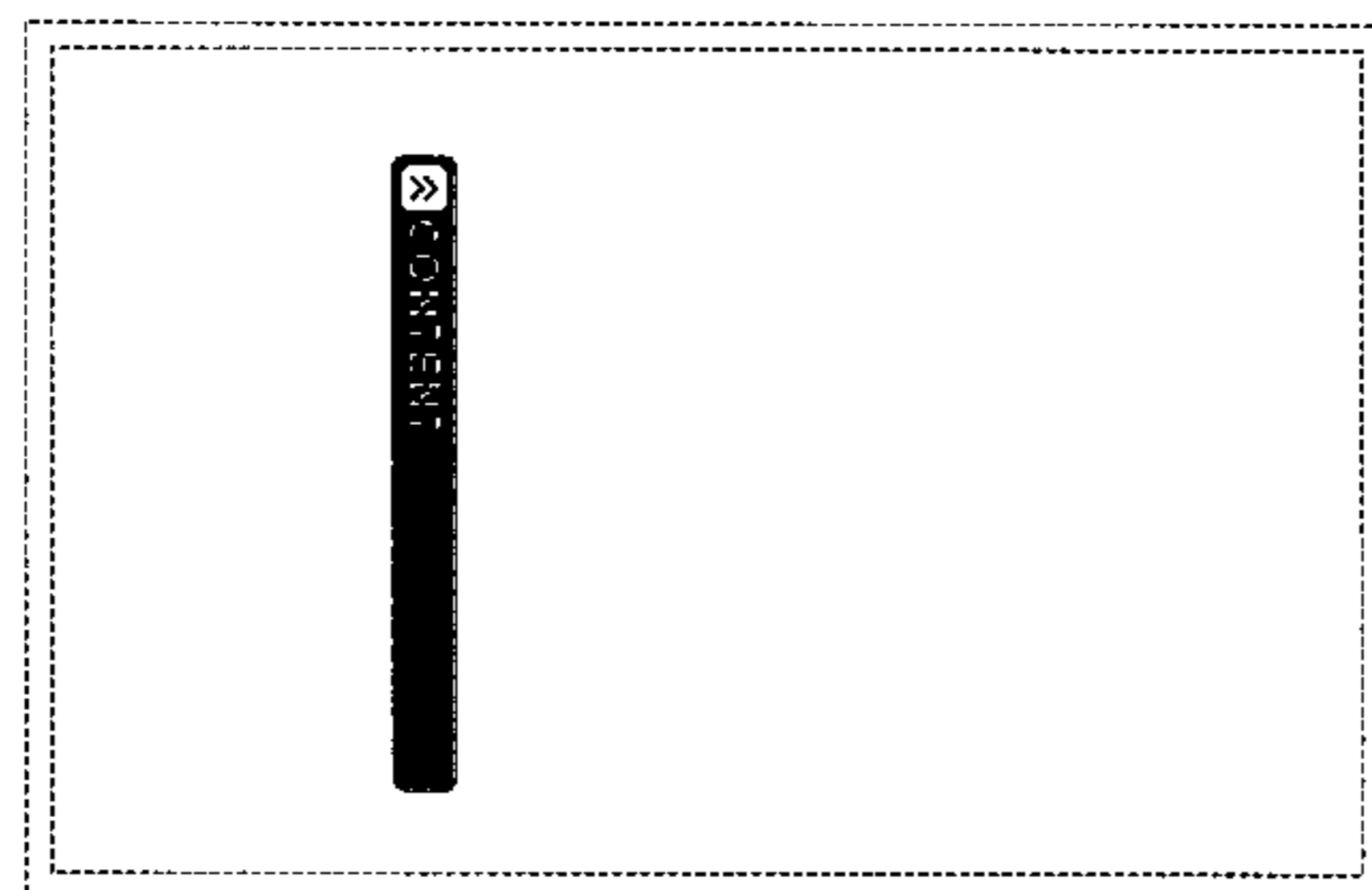
FIG. 7 illustrates a seventh state thereof.

FIG. 8 illustrates an eighth state thereof; and,

FIG. 9 illustrates a ninth state thereof.

The appearance of the transitional image sequentially transitions between the images shown in FIGS. 1–9. The process or period in which one image transitions to another image forms no part of the claimed design. The broken lines illustrating a portion of a display screen are for illustrative purposes only and form no part of the claimed design. The broken lines illustrating “CONTENT” are for illustrative purposes only and form no part of the claimed design.

1 Claim, 9 Drawing Sheets



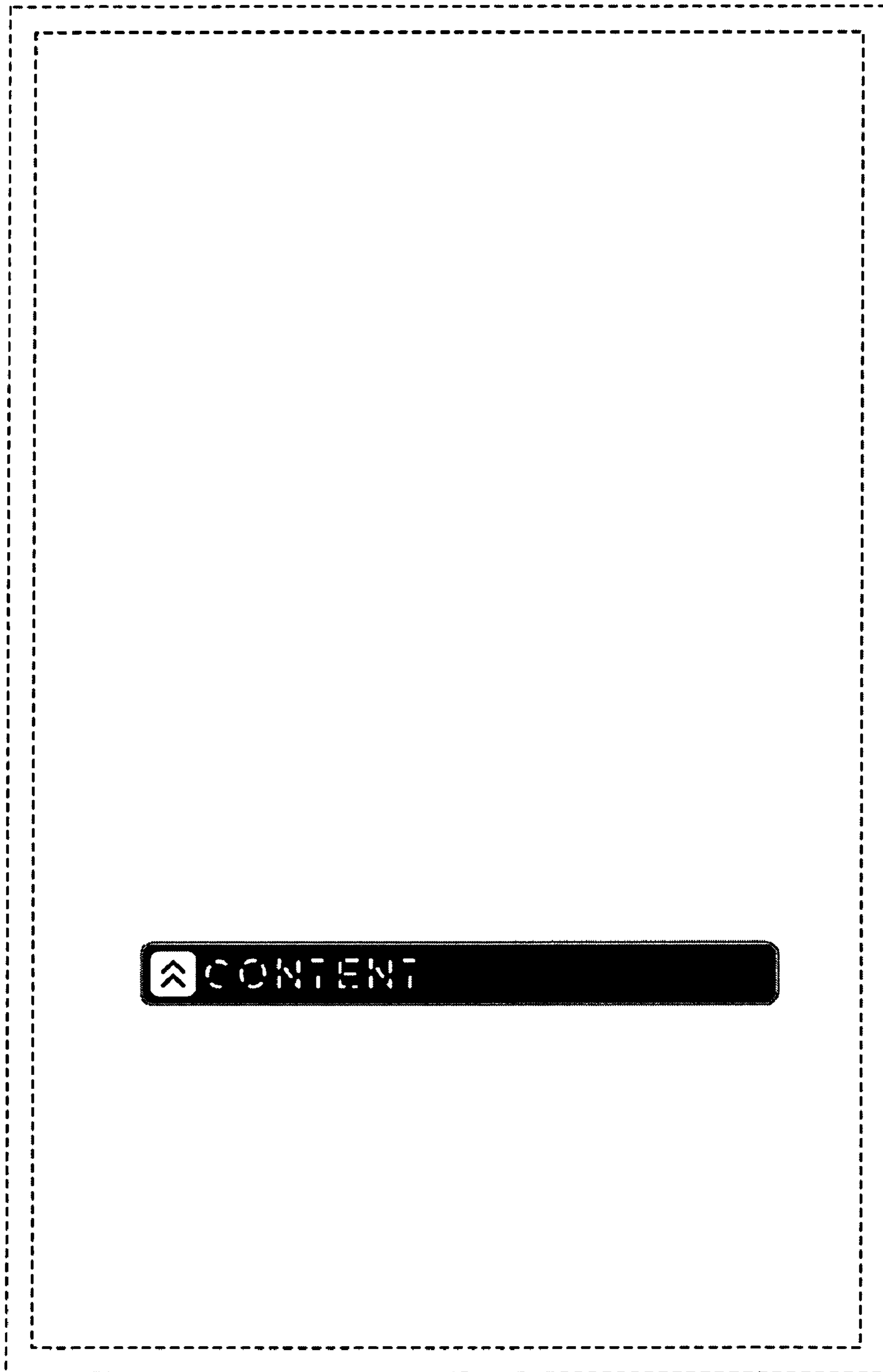


FIG. 1




FIG. 2

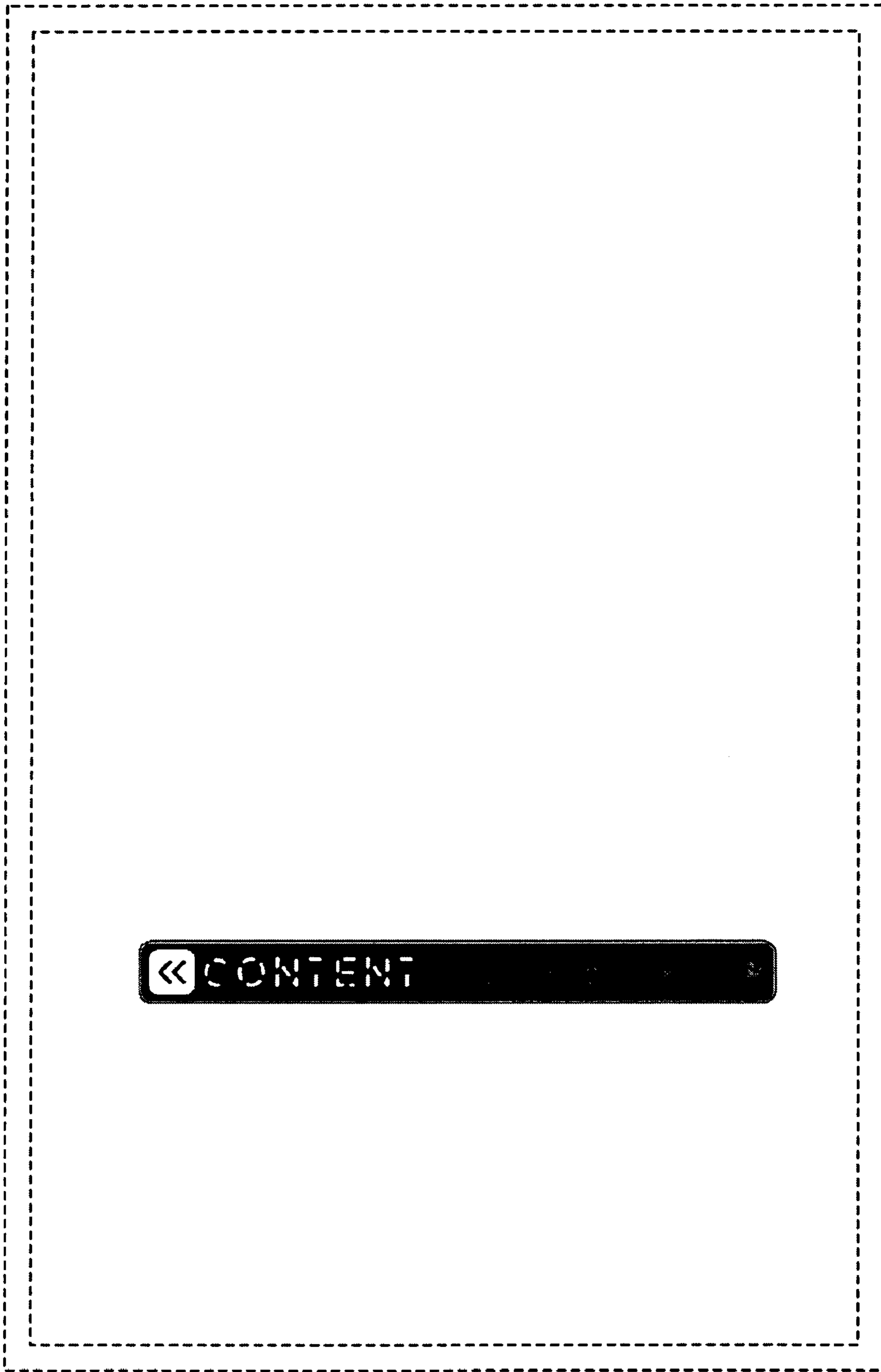


FIG. 3




FIG. 4

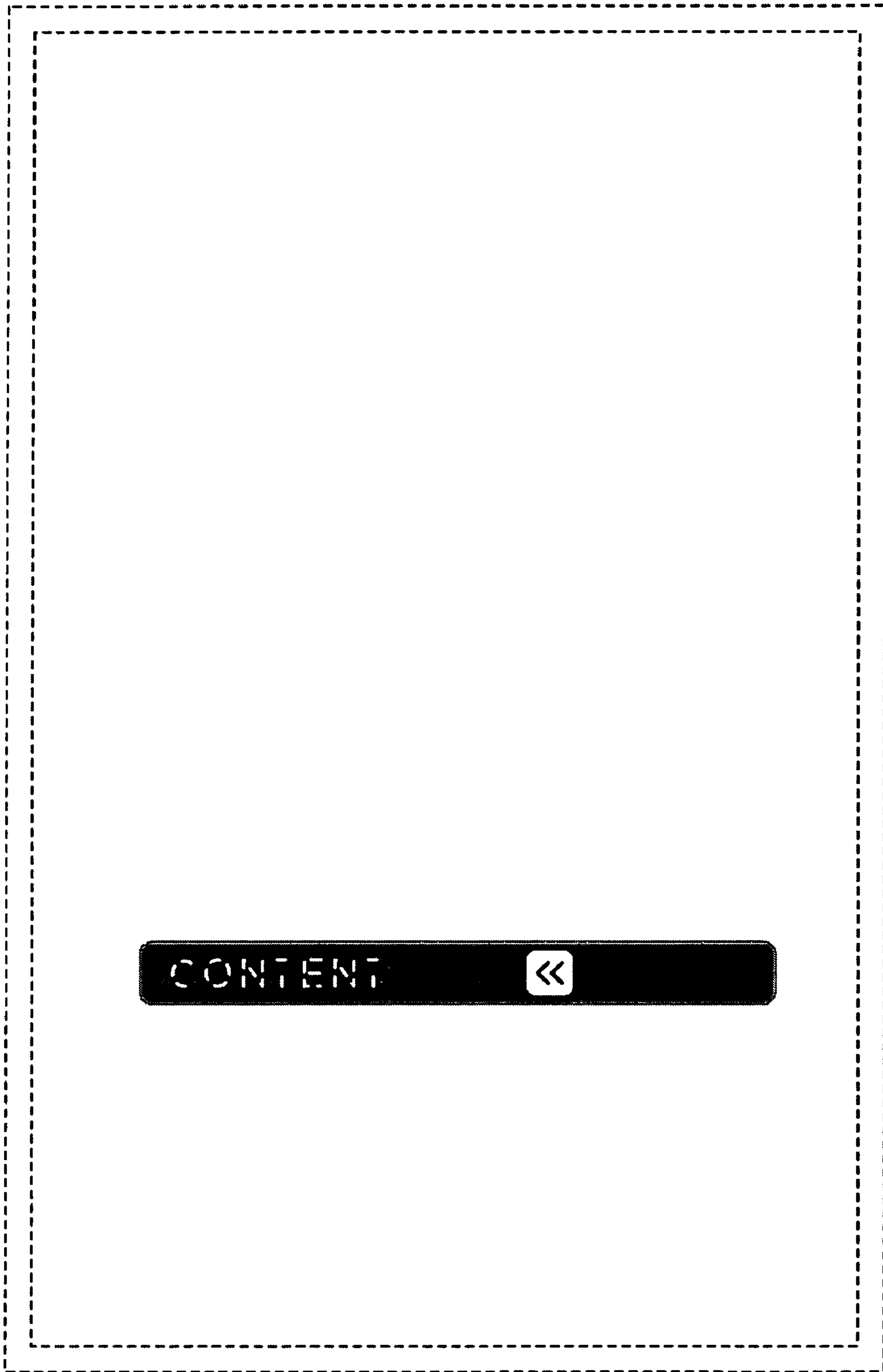


FIG. 5

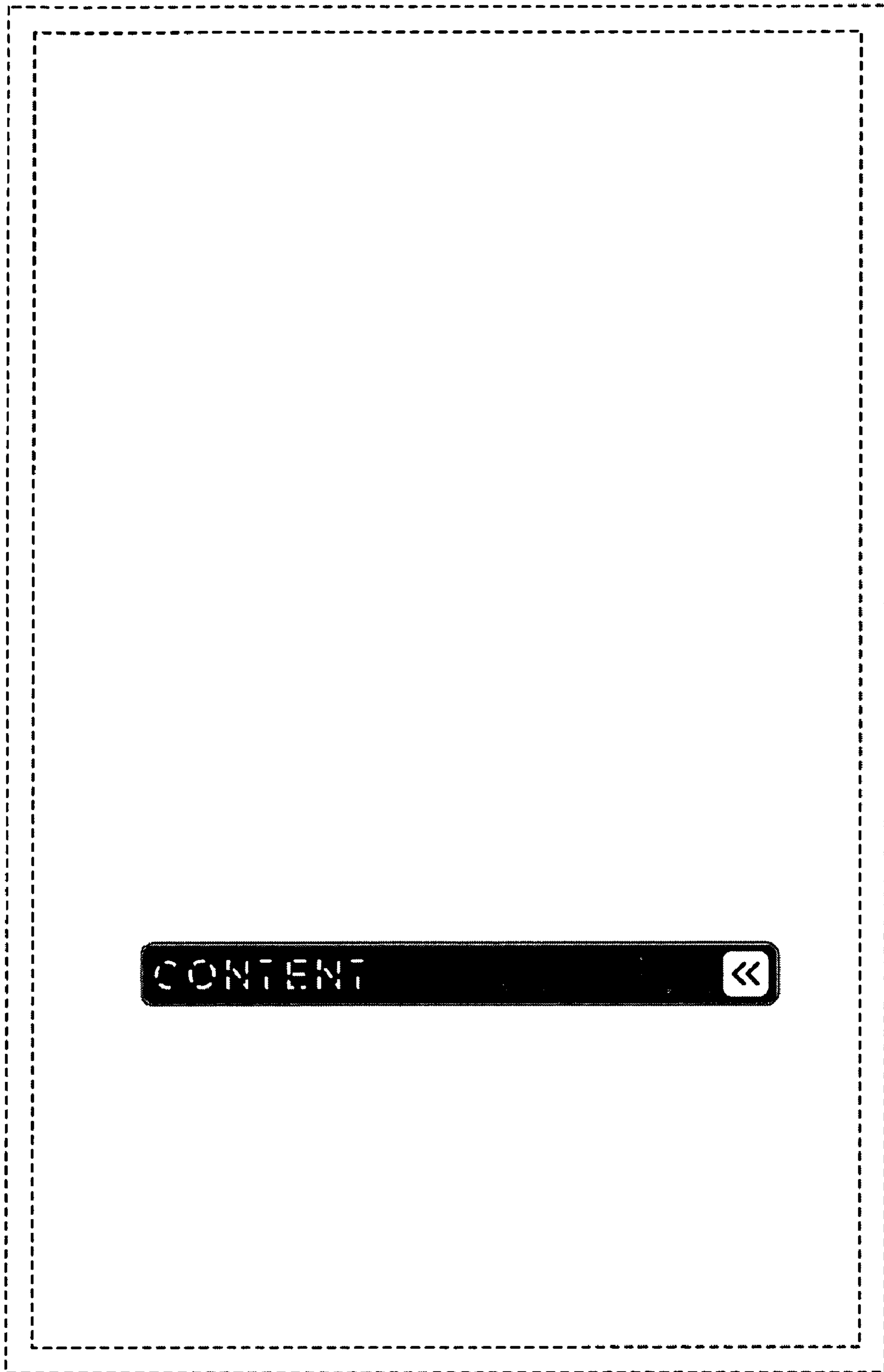


FIG. 6




FIG. 7




FIG. 8




FIG. 9

UNITED STATES PATENT AND TRADEMARK OFFICE
CERTIFICATE OF CORRECTION

PATENT NO. : Des. 575,795 S
APPLICATION NO. : 29/298410
DATED : August 26, 2008
INVENTOR(S) : Adam Nathan et al.

Page 1 of 11

It is certified that error appears in the above-identified patent and that said Letters Patent is hereby corrected as shown below:

Delete the title page and substitute therefore the attached title page.

Drawings

The Drawing Sheets 1-9 have been deleted and substituted with the Drawing Sheets 1-9 shown on the attached pages.

Signed and Sealed this

First Day of December, 2009



David J. Kappos
Director of the United States Patent and Trademark Office

(12) **United States Design Patent**
Nathan et al.

(10) **Patent No.:** **US D575,795 S**
(45) **Date of Patent:** **** Aug. 26, 2008**

(54) **PORTION OF A DISPLAY SCREEN SHOWING A TRANSITIONAL USER INTERFACE**

(75) Inventors: **Adam Nathan**, Redmond, WA (US);
Timothy Rice, Bellevue, WA (US);
Andy Sterland, Seattle, WA (US);
Michael Leonard, Lake Stevens, WA (US);
Jeremy Mazner, Seattle, WA (US);
John Montgomery, Seattle, WA (US)

(73) Assignee: **Microsoft Corporation**, Redmond, WA (US)

(**) Term: **14 Years**

(21) Appl. No.: **29/298,410**

(22) Filed: **Dec. 5, 2007**

(51) **LOC (8) Cl.** **14-04**

(52) **U.S. Cl.** **D14/488; D14/487**

(58) **Field of Classification Search** **D14/485-495;**
715/700-705, 716, 727, 730, 748, 750, 751,
715/760-762, 764, 775-781, 786, 787, 808-810,
715/832-846, 863-867, 973-977

See application file for complete search history.

(56) **References Cited**

U.S. PATENT DOCUMENTS

10426,206 S *	6/2000	Richter	D14/487
6,240,410 B1 *	5/2001	Wical	715/776
6,795,094 B1 *	9/2004	Watanabe et al.	715/762
6,912,692 B1 *	6/2005	Pappas	715/762
6,931,288 B1 *	8/2005	Lee et al.	715/781
6,976,028 B2 *	12/2005	Fenton et al.	715/762
7,051,286 B1 *	5/2006	Stammert et al.	715/762
D533,871 S *	12/2006	Stabb et al.	D14/485
D543,991 S *	6/2007	Vigesaa	D14/487
D544,495 S *	6/2007	Evaas et al.	D14/488
D551,146 S *	10/2007	Byeon et al.	D14/486

D554,655 S *	11/2007	Prater et al.	D14/486
7,308,440 B2 *	12/2007	Rajarajan et al.	715/762
7,331,020 B2 *	2/2008	Chang et al.	715/843
D563,975 S *	3/2008	Vigesaa	D14/488
2007/0033540 A1 *	2/2007	Bridges et al.	715/769

* cited by examiner

Primary Examiner—Cathron Brooks
Assistant Examiner—Deanna Fluegeman
(74) *Attorney, Agent, or Firm*—Banner & Witcoff, Ltd.

(57) **CLAIM**

The ornamental design for a portion of a display screen showing a transitional user interface, as shown and described.

DESCRIPTION

FIG. 1 illustrates a first state of a transitional user interface showing the new design.

FIG. 2 illustrates a second state thereof.

FIG. 3 illustrates a third state thereof.

FIG. 4 illustrates a fourth state thereof.

FIG. 5 illustrates a fifth state thereof.

FIG. 6 illustrates a sixth state thereof.


FIG. 7 illustrates a seventh state thereof.

FIG. 8 illustrates an eighth state thereof; and,

FIG. 9 illustrates a ninth state thereof.

The appearance of the transitional image sequentially transitions between the images shown in FIGS. 1-9. The process or period in which one image transitions to another image forms no part of the claimed design. The broken lines illustrating a portion of a display screen are for illustrative purposes only and form no part of the claimed design. The broken lines illustrating "CONTENT" are for illustrative purposes only and form no part of the claimed design.

1 Claim, 9 Drawing Sheets



U.S. Patent

Aug. 26, 2008

Sheet 1 of 9

D575,795 S




FIG. 1

U.S. Patent

Aug. 26, 2008

Sheet 2 of 9

D575,795 S




FIG. 2

U.S. Patent

Aug. 26, 2008

Sheet 3 of 9

D575,795 S




FIG. 3




FIG. 4

U.S. Patent

Aug. 26, 2008

Sheet 5 of 9

D575,795 S




FIG. 5

U.S. Patent

Aug. 26, 2008

Sheet 6 of 9

D575,795 S




FIG. 6




FIG. 7




FIG. 8

U.S. Patent

Aug. 26, 2008

Sheet 9 of 9

D575,795 S




FIG. 9