

US00D575777S

(12) **United States Design Patent**  
**Bonney**

(10) **Patent No.:** **US D575,777 S**

(45) **Date of Patent:** **\*\* Aug. 26, 2008**

(54) **COMBINED ELECTRONIC BUSINESS CARD AND STYLUS**

(76) **Inventor:** **Jamie L. Bonney**, 4480 Lower Ridge Rd., Great Falls, MT (US) 59405

(\*\*) **Term:** **14 Years**

(21) **Appl. No.:** **29/266,655**

(22) **Filed:** **Sep. 26, 2006**

(51) **LOC (8) Cl.** ..... **14-02**

(52) **U.S. Cl.** ..... **D14/342; D14/346**

(58) **Field of Classification Search** ..... D14/314, D14/342, 343, 344, 345, 346, 347, 454, 439, D14/455, 456, 137, 192, 239, 247, 315, 327, D14/331, 336, 338, 339, 374, 393, 394, 399, D14/400, 401, 429, 432, 496, 125, 126, 129, D14/130, 138; D21/324, 329, 330, 331, D21/333; D18/7; D10/32; 455/556.1, 556.2; 379/433.01, 433.07, 433.1, 433.11, 433.12, 379/433.13; 345/169, 173; 348/14.02, 790; 341/22; 361/680; 273/148 B; 368/281

See application file for complete search history.

(56) **References Cited**

**U.S. PATENT DOCUMENTS**

- D370,933 S \* 6/1996 Gerbaulet ..... D18/7
- D414,764 S \* 10/1999 Hwang et al. .... D14/130
- D421,599 S \* 3/2000 Garza ..... D14/345
- D431,591 S \* 10/2000 Golan ..... D18/7
- D442,582 S \* 5/2001 Lantin ..... D14/345
- D454,871 S \* 3/2002 Perez ..... D14/345

- D473,862 S \* 4/2003 Tsukuda ..... D14/345
- D477,014 S \* 7/2003 Clarkson ..... D18/2
- D481,036 S \* 10/2003 Wentt ..... D14/345
- D489,368 S \* 5/2004 Yoneda et al. .... D14/345
- 6,802,717 B2 \* 10/2004 Castro ..... 434/169
- D502,702 S \* 3/2005 Deshazer ..... D14/346
- D527,381 S \* 8/2006 Martin ..... D14/345

\* cited by examiner

*Primary Examiner*—Jennifer Rivard

*Assistant Examiner*—Angela J Lee

(74) *Attorney, Agent, or Firm*—Global Patents

(57) **CLAIM**

I claim, the ornamental design for the combined electronic business card and stylus, as shown and described.

**DESCRIPTION**

FIG. 1 is a front elevational view of the combined electronic business card and stylus showing my new design;

FIG. 2 is a rear elevational view of the electronic business card thereof;

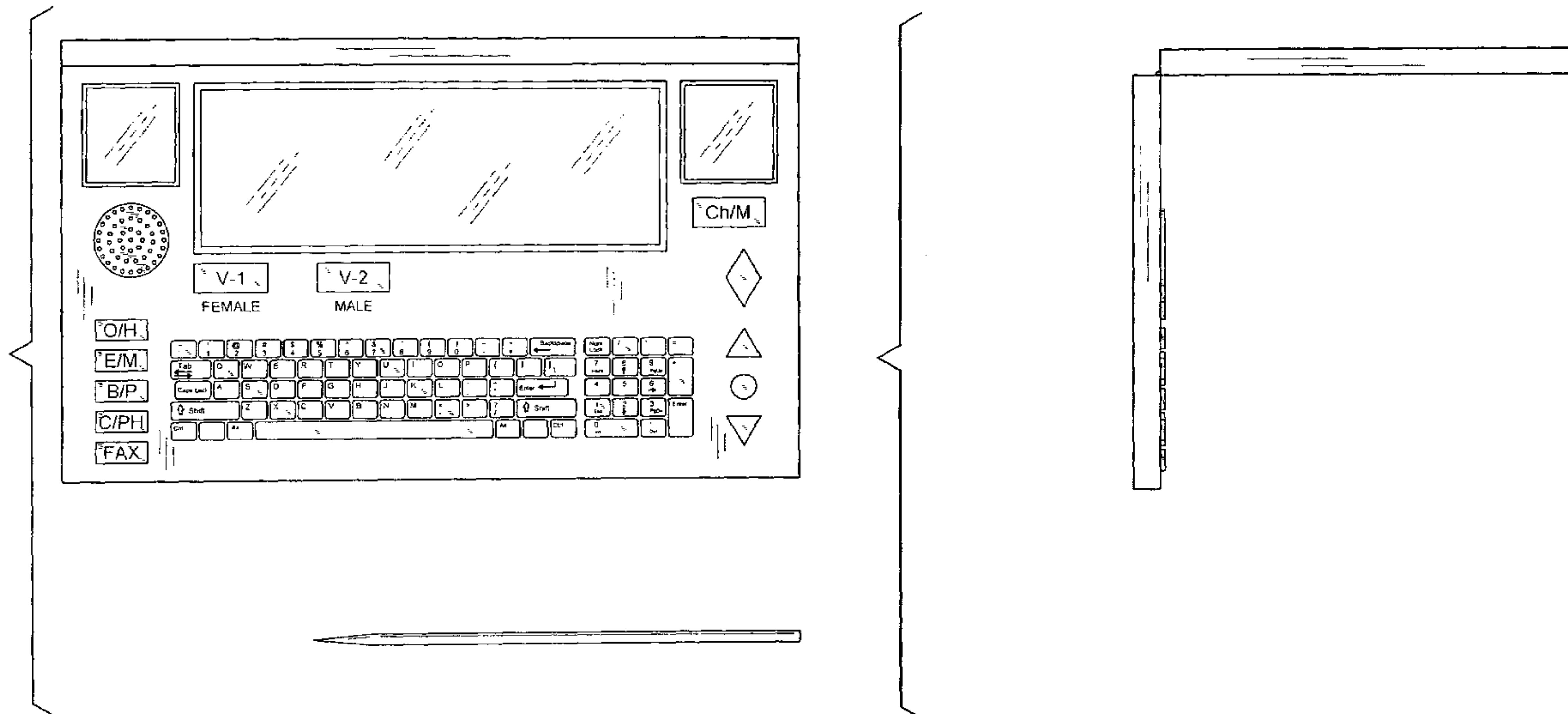
FIG. 3 is a left-side elevational view of the electronic business card thereof;

FIG. 4 is right side view of the electronic business card thereof;

FIG. 5 is a top plan view of the electronic business card thereof; and,

FIG. 6 is a bottom plan view of the electronic business card thereof.

**1 Claim, 6 Drawing Sheets**



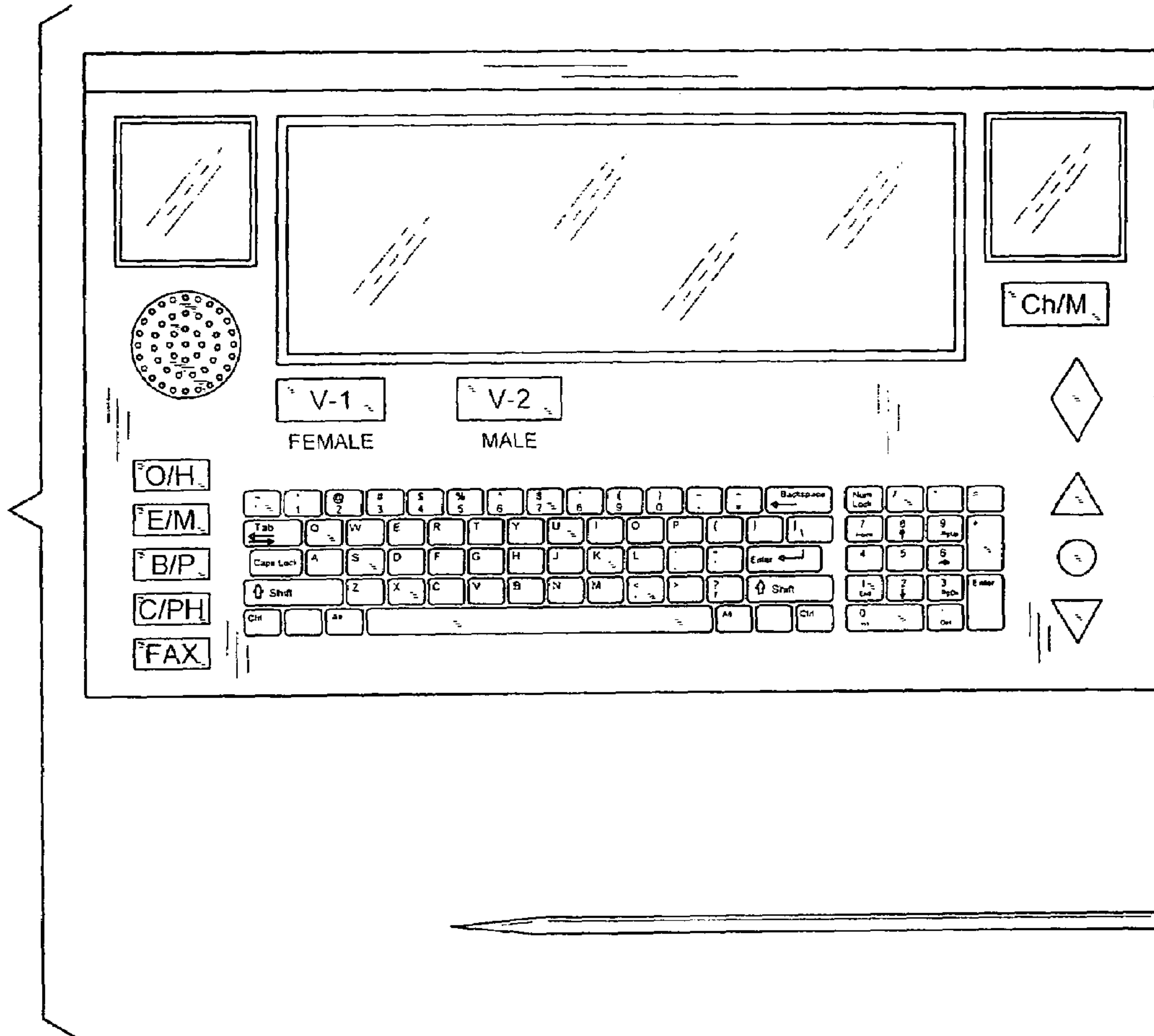


FIG. 1

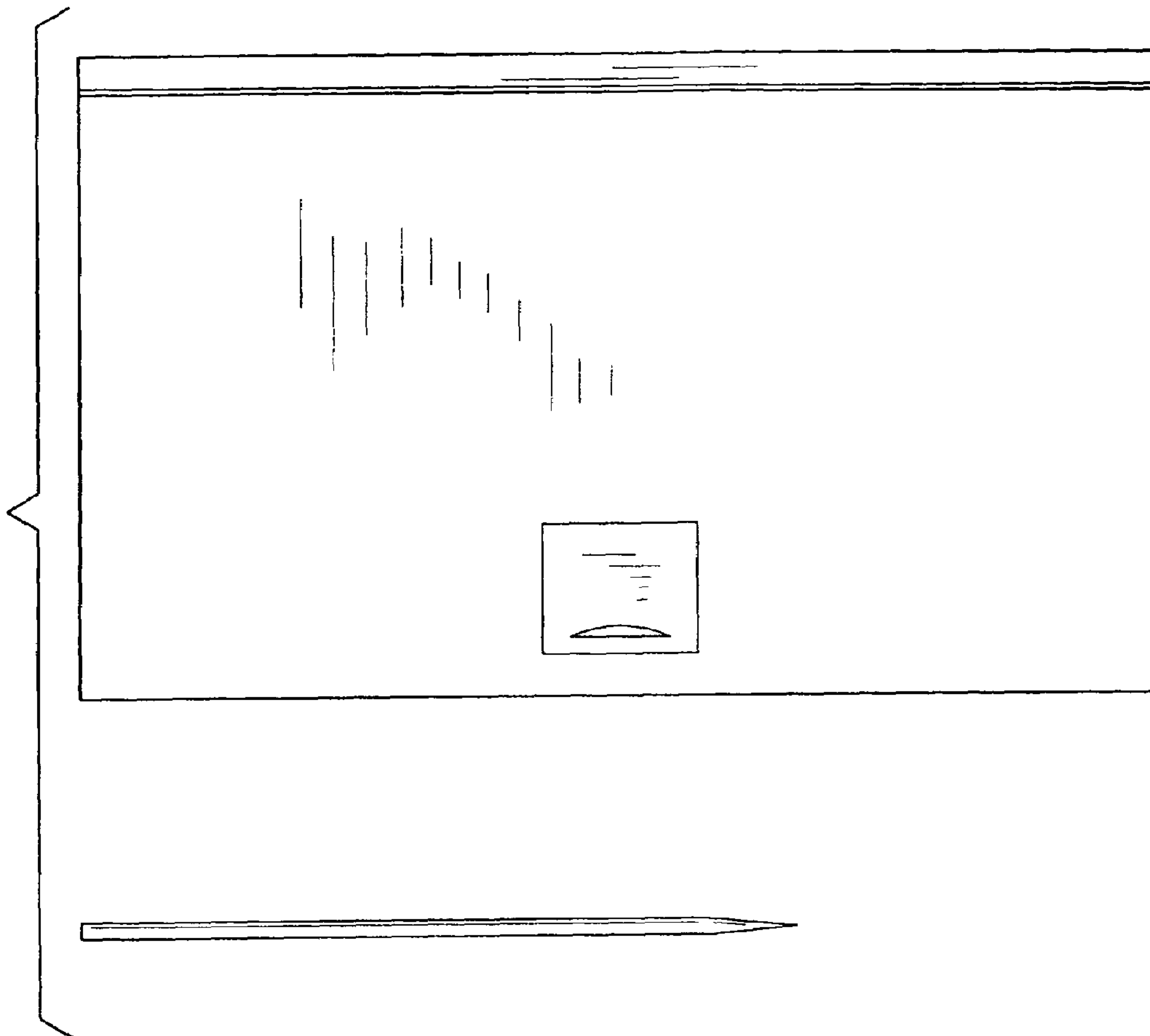


FIG. 2




FIG. 3

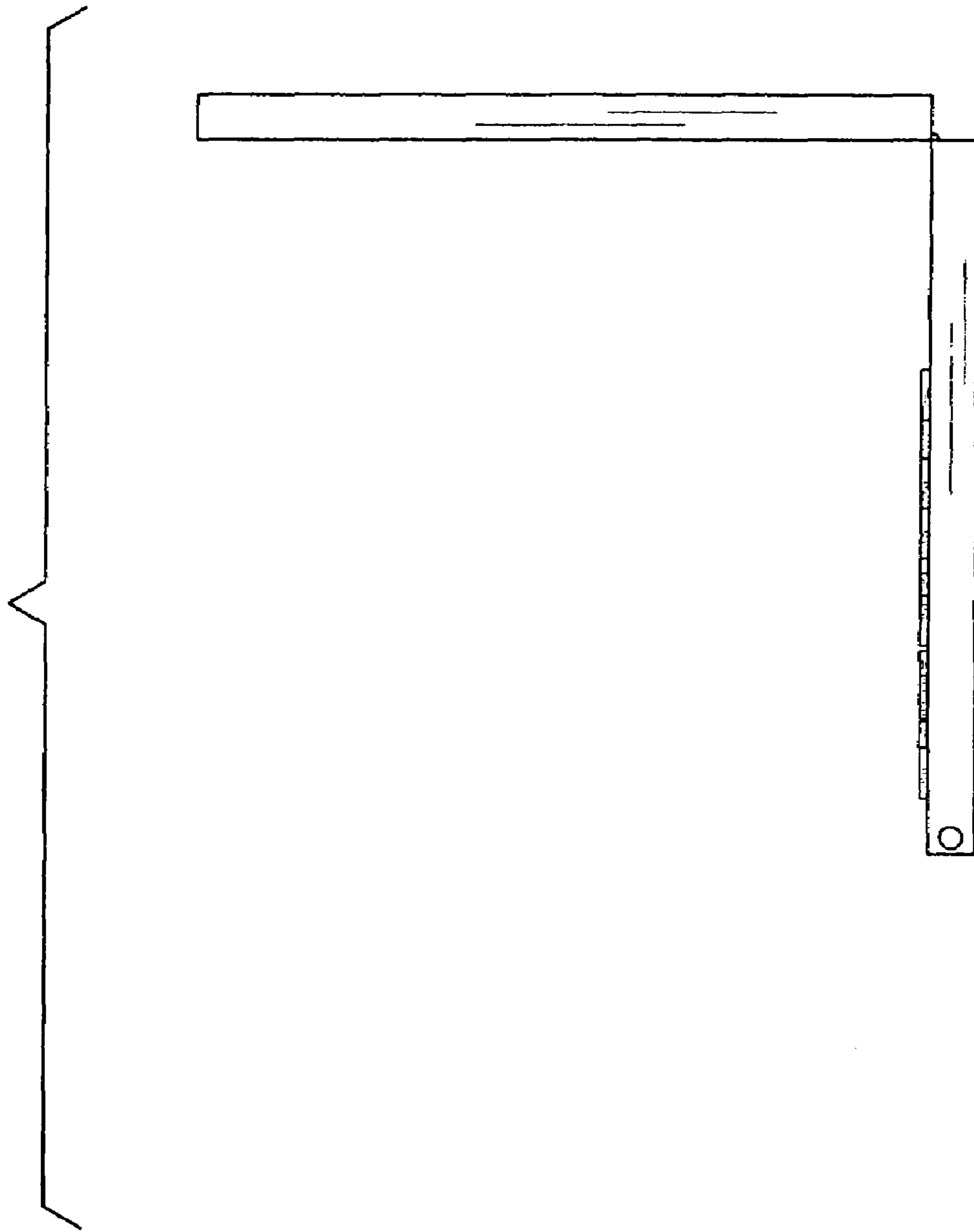


FIG. 4

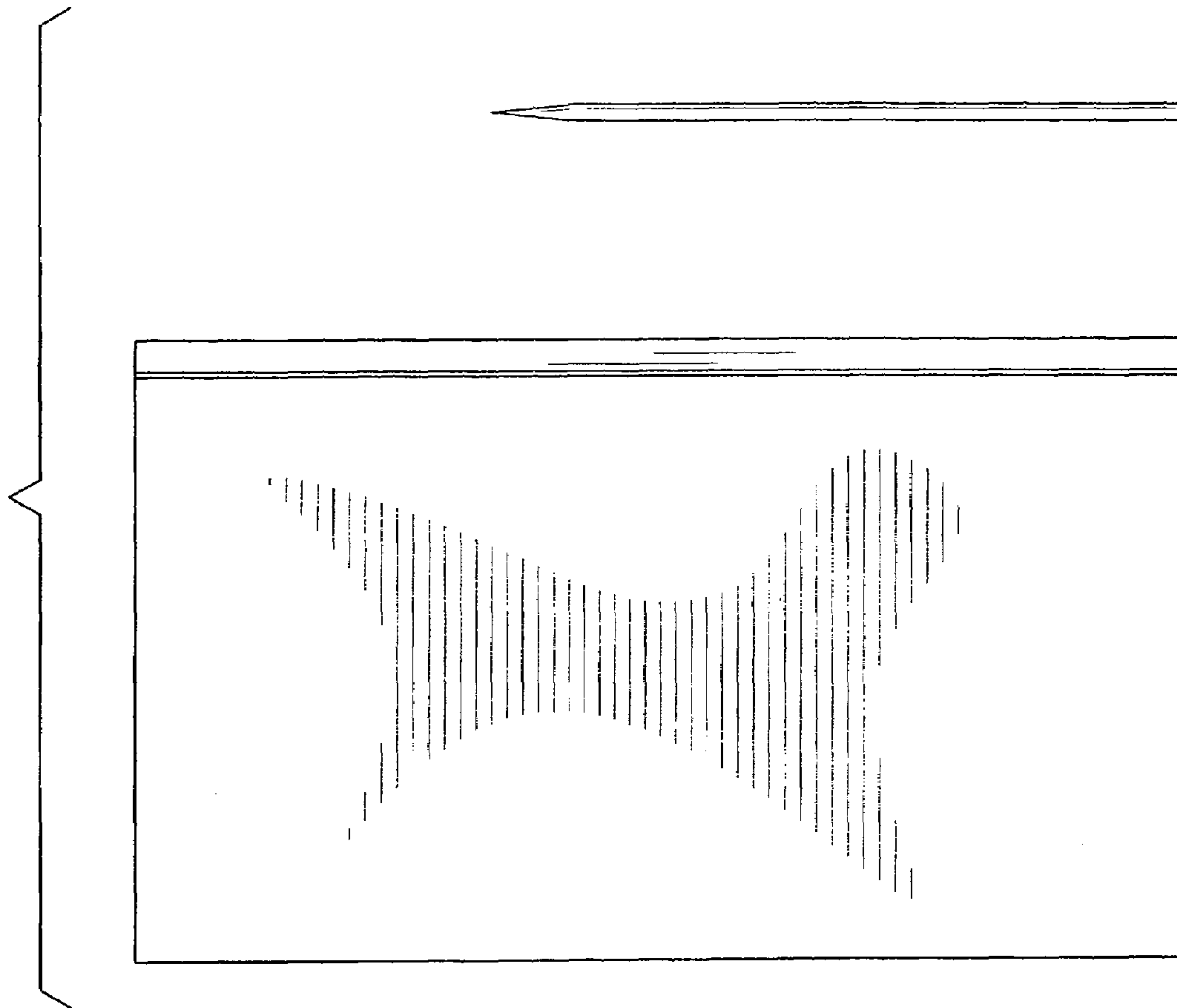


FIG. 5

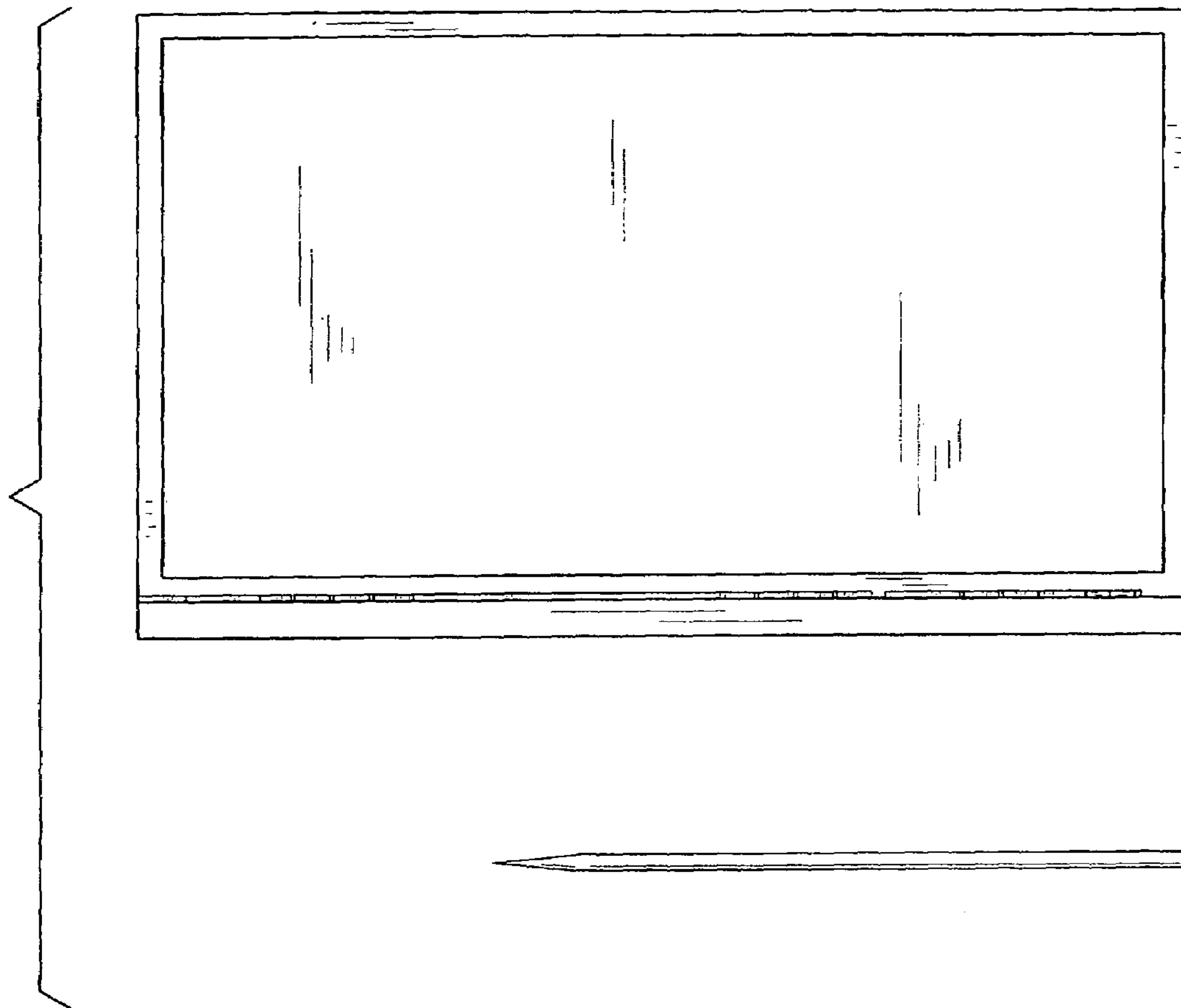


FIG. 6