



US00D575774S

(12) **United States Design Patent**  
**Harris et al.**

(10) **Patent No.:** **US D575,774 S**

(45) **Date of Patent:** **\*\* Aug. 26, 2008**

(54) **SCREEN PRESENTMENT**

(75) Inventors: **James H. Harris**, Glencoe, IL (US);  
**Gilbert R. Stedman, III**, Scottsdale, AZ (US)

(73) Assignee: **Office Media Network, Inc.**, Chicago, IL (US)

(\*\*) Term: **14 Years**

(21) Appl. No.: **29/262,079**

(22) Filed: **Jun. 26, 2006**

(51) **LOC (8) Cl.** ..... **14-03**

(52) **U.S. Cl.** ..... **D14/239; D14/125**

(58) **Field of Classification Search** ..... D14/125-134,  
D14/220-239, 371, 135, 136, 155, 374-377,  
D14/138, 299, 358, 492, 356, 361-363, 365,  
D14/496; 312/7.2, 208.1-223.2; 348/836,  
348/838, 180, 184, 325, 739, 10, 460; 341/12;  
248/917-924, 465, 123.11, 121, 122.1, 124.1,  
248/441.1, 454, 455; 345/104, 133, 156,  
345/168, 87, 173, 169; 349/1, 2, 11, 62;  
720/605, 669, 600, 655, 99, 197; 455/344-347;  
361/681, 683; D5/53, 61, 62

See application file for complete search history.

(56) **References Cited**

**U.S. PATENT DOCUMENTS**

2,510,688 A \* 6/1950 Evans et al. .... 248/354.2  
3,567,848 A \* 3/1971 Thies et al. .... 348/14.01  
3,597,033 A \* 8/1971 Slouka ..... 312/209  
6,352,226 B1 \* 3/2002 Gordon ..... 248/125.2

D537,656 S \* 3/2007 Stenhouse et al. .... D6/474  
7,195,214 B2 \* 3/2007 Lee et al. .... 248/125.8  
D557,265 S \* 12/2007 Brown ..... D14/447  
2007/0138356 A1 \* 6/2007 Johansson et al. .... 248/125.1  
2007/0252919 A1 \* 11/2007 McGreevy ..... 348/825

\* cited by examiner

*Primary Examiner*—Raphael Barkai

*Assistant Examiner*—Randall H Gholson

(74) *Attorney, Agent, or Firm*—Marshall, Gerstein & Borun LLP

(57) **CLAIM**

The ornamental design for a screen presentment, as shown and described.

**DESCRIPTION**

FIG. 1 is a front view showing our new design for a screen presentment;

FIG. 2 is a right side view of the screen presentment of FIG. 1 with the left side view being a mirror image thereof;

FIG. 3 is a top side view of the screen presentment of FIG. 1, with the bottom side view being the same.

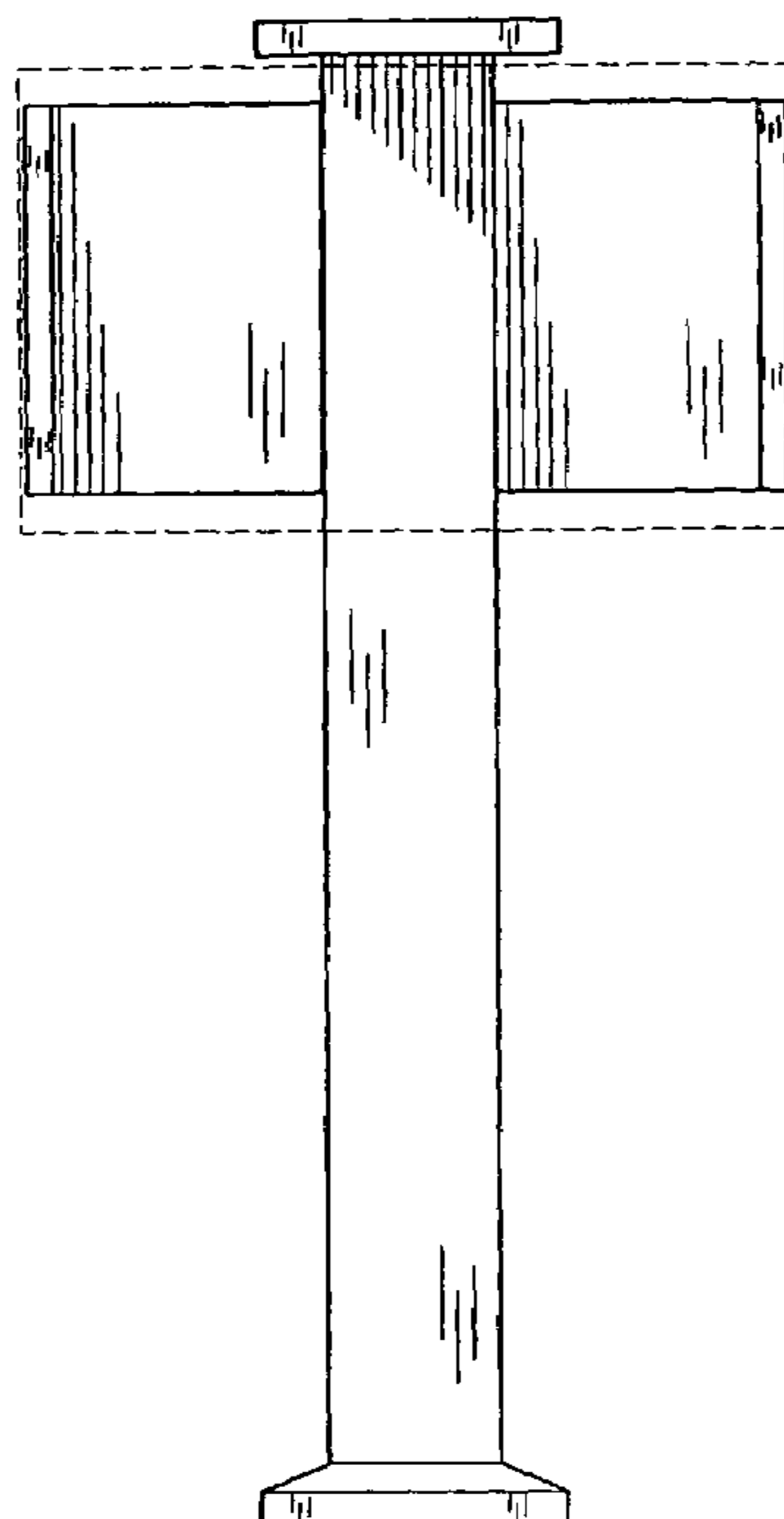
FIG. 4 is a front view showing the design of FIGS. 1-3 in an alternate position;

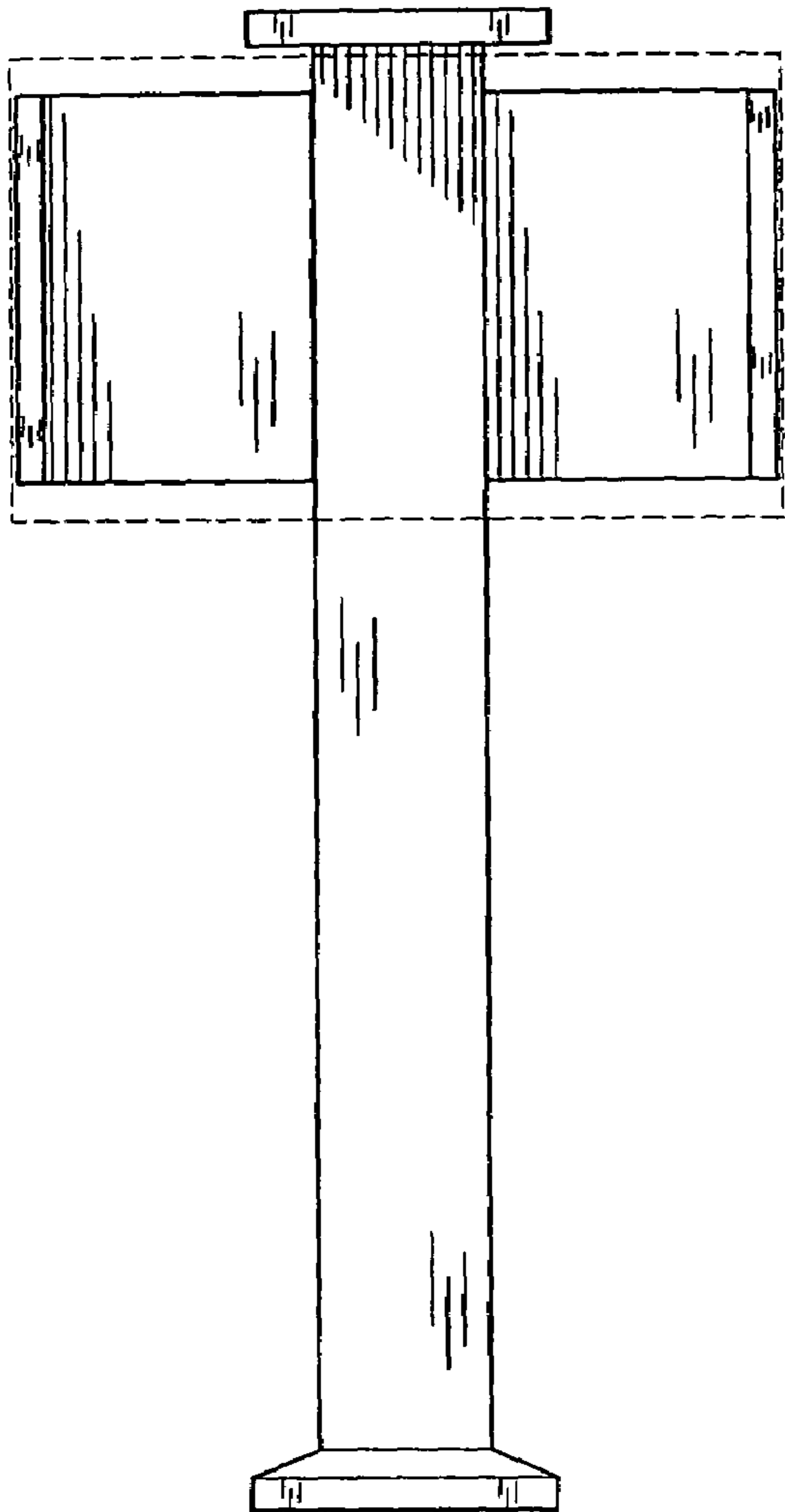
FIG. 5 is a right side view of the screen presentment of FIG. 4, with the left side view being a mirror image thereof; and,

FIG. 6 is a top side view of the screen presentment of FIG. 4, with the bottom side view being the same.

The dashed lines are for illustrative purposes only and form no part of the claimed design.

**1 Claim, 2 Drawing Sheets**






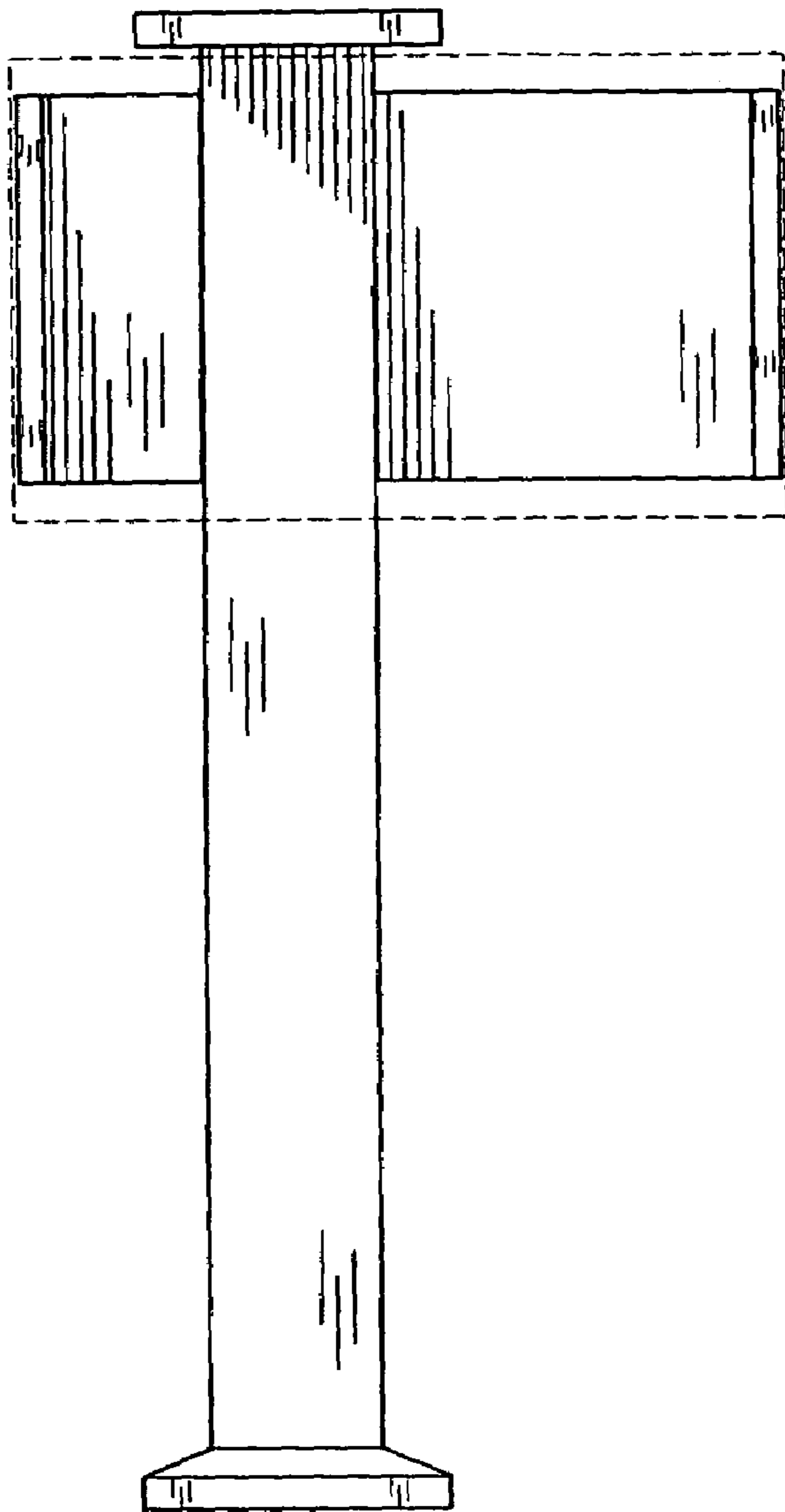
**FIG. 1**



**FIG. 2**



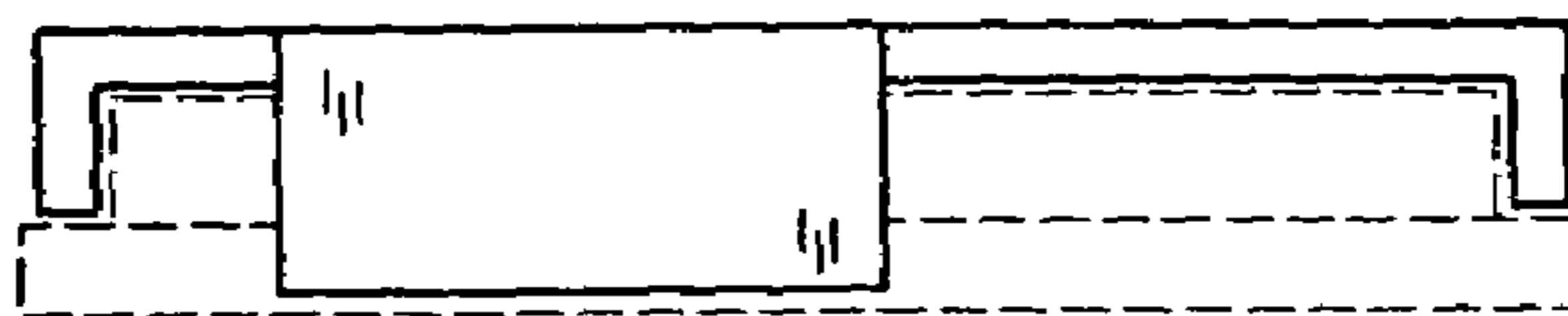
**FIG. 3**



**FIG. 4**



**FIG. 5**



**FIG. 6**