



US00D575751S

(12) **United States Design Patent**  
**Rein**

(10) **Patent No.:** **US D575,751 S**

(45) **Date of Patent:** **\*\* Aug. 26, 2008**

(54) **INTEGRATED COMMAND CENTER FOR  
FLAT SCREEN TELEVISIONS, AND  
INTERNET PROTOCOL MONITORS**

(76) **Inventor:** **Gary Rein**, 954 Lexington Ave., Suite  
267, New York, NY (US) 10021

(\*\*) **Term:** **14 Years**

(21) **Appl. No.:** **29/264,070**

(22) **Filed:** **Aug. 2, 2006**

(51) **LOC (8) Cl.** ..... **14-03**

(52) **U.S. Cl.** ..... **D14/125**

(58) **Field of Classification Search** ..... D14/125-134,  
D14/220-239, 371, 135, 136, 155, 374-377,  
D14/138, 299, 358, 492, 356, 361-363, 365,  
D14/496; 312/7.2, 208.1-223.2; 348/836,  
348/838, 180, 184, 325, 739, 10, 460; 341/12;  
248/917-924, 465, 123.11, 121, 122.1, 124.1,  
248/441.1, 454, 455; 345/104, 133, 156,  
345/168, 87, 173, 169; 349/1, 2, 11, 62;  
720/605, 669, 600, 655, 99, 197; 455/344-347;  
361/681, 683; D5/53, 61, 62  
See application file for complete search history.

(56) **References Cited**

**U.S. PATENT DOCUMENTS**

D297,536 S \* 9/1988 Ohtsu ..... D14/132  
5,594,471 A \* 1/1997 Deeran et al. .... 345/173  
D472,882 S \* 4/2003 Moye et al. .... D13/162

D475,029 S \* 5/2003 Nathan et al. .... D14/126  
D511,267 S \* 11/2005 Pino ..... D7/351  
D518,493 S \* 4/2006 Sato et al. .... D15/89  
D522,311 S \* 6/2006 Kanza ..... D7/405  
D550,650 S \* 9/2007 Patel et al. .... D14/214  
D563,325 S \* 3/2008 Takach et al. .... D13/162

\* cited by examiner

*Primary Examiner*—Raphael Barkai

*Assistant Examiner*—Randall H Gholson

(74) *Attorney, Agent, or Firm*—Carter Ledyard & Milburn  
LLP; Keith D. Nowak

(57) **CLAIM**

I claim the ornamental design for a integrated command center for flat screen televisions, and internet protocol monitors, as shown and described.

**DESCRIPTION**

FIG. 1 is a perspective view of the present invention;

FIG. 2 is a front elevation view thereof;

FIG. 3 is a rear elevation view thereof;

FIG. 4 is a left side elevation view thereof;

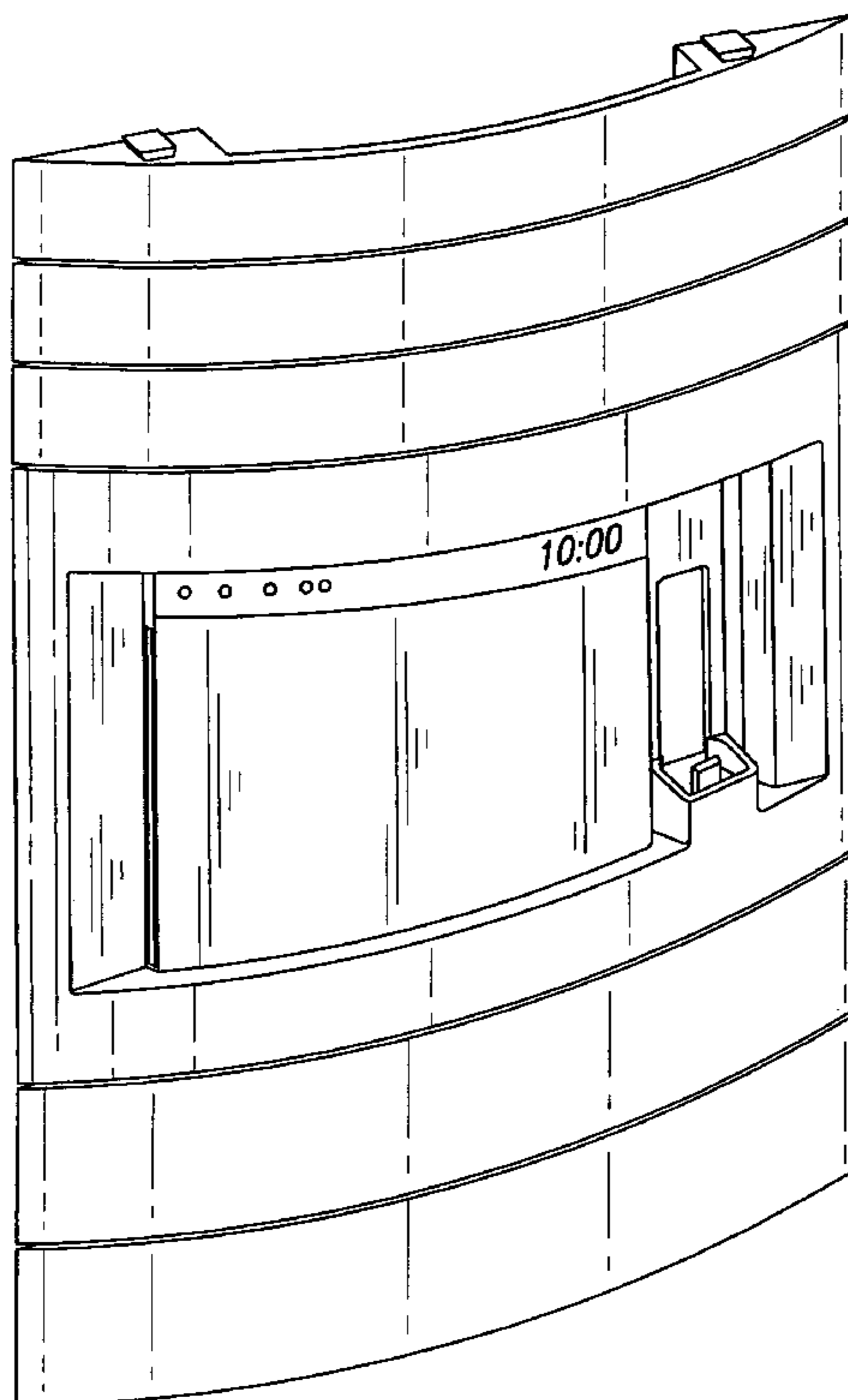
FIG. 5 is a right side elevation view thereof;

FIG. 6 is a top plan view thereof;

FIG. 7 is a bottom plan view thereof; and,

FIG. 8 is an exploded perspective view thereof.

**1 Claim, 8 Drawing Sheets**



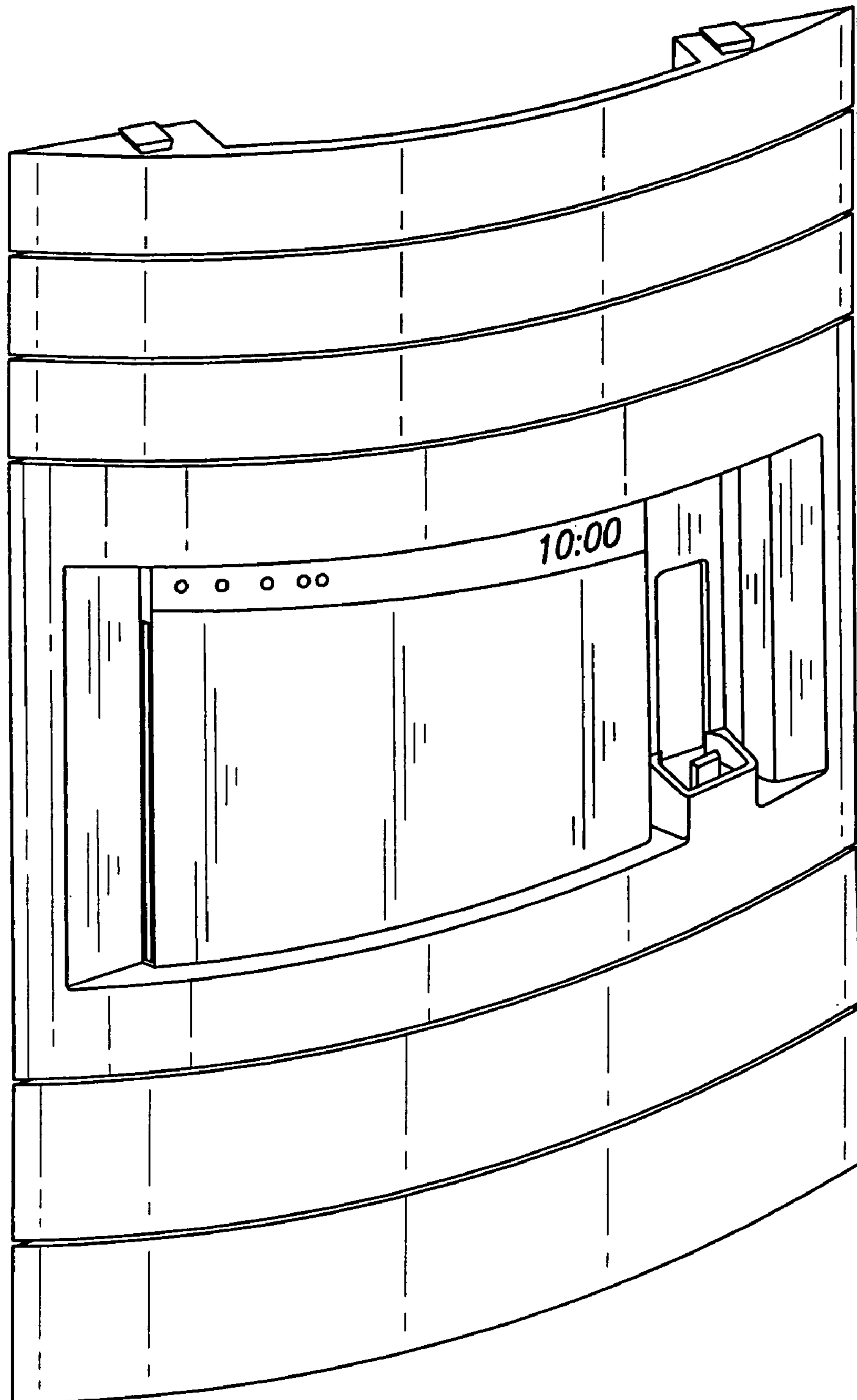


FIG. 1

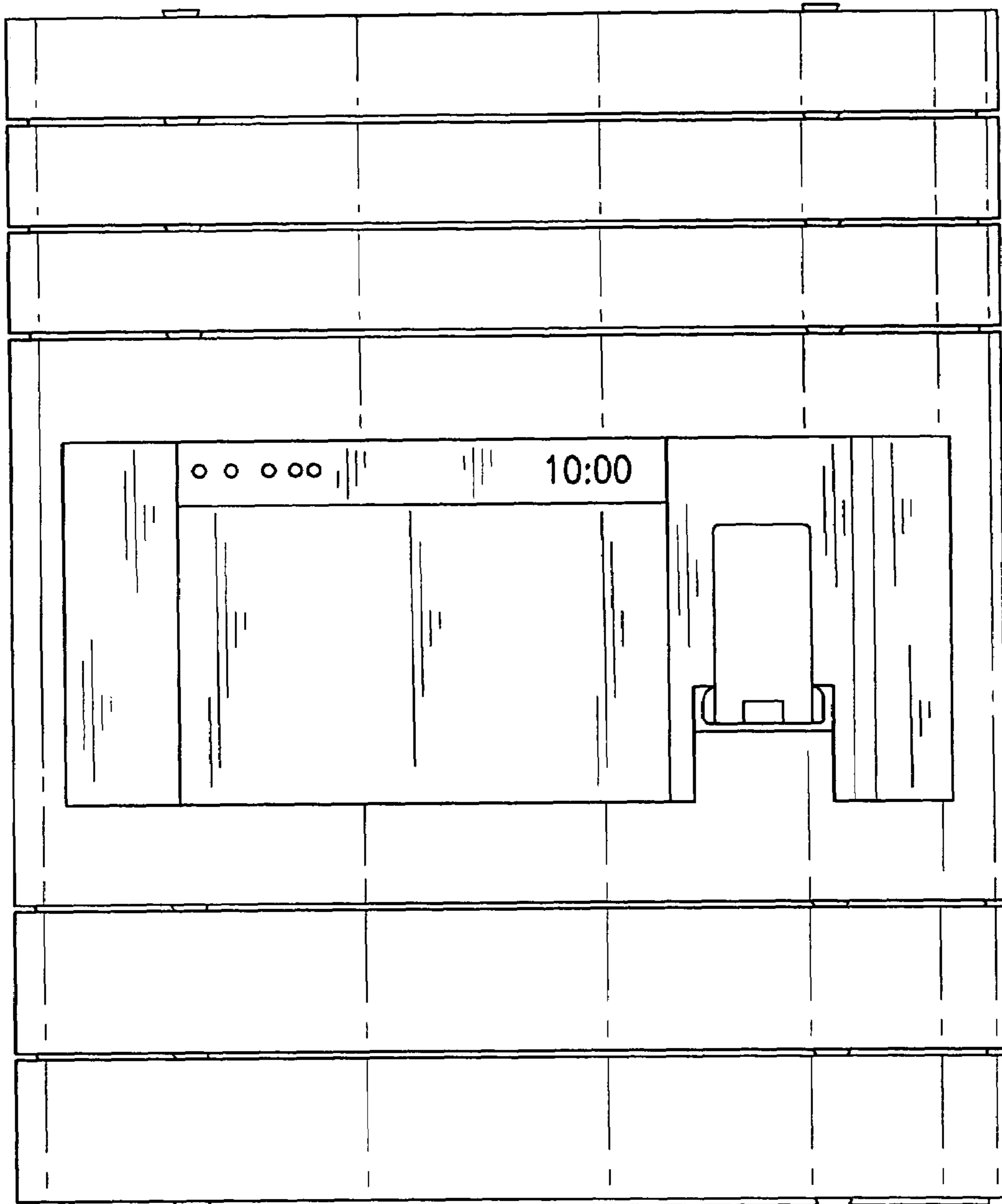
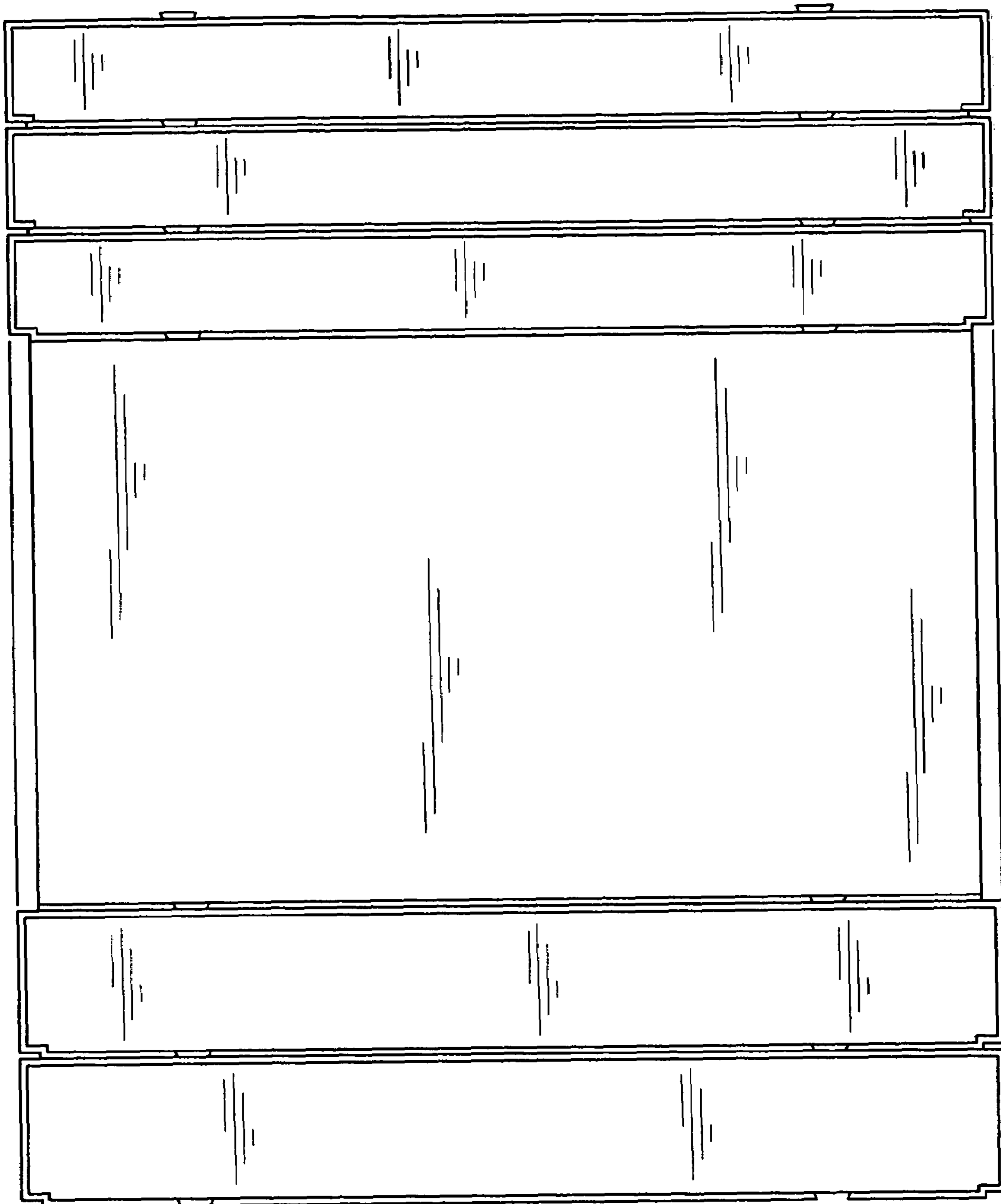



FIG. 2

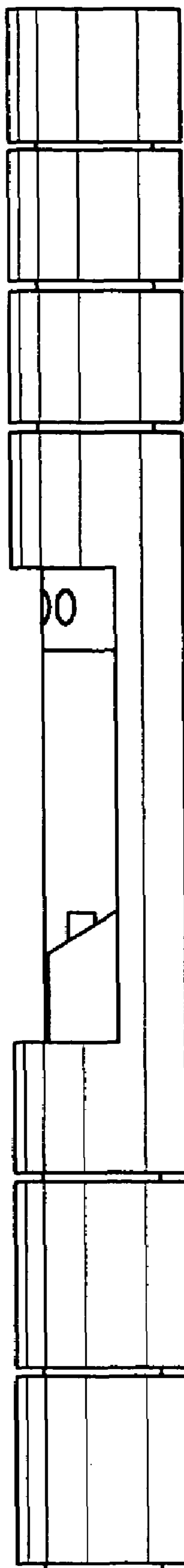


*FIG. 3*



*FIG. 4*

*FIG. 5*



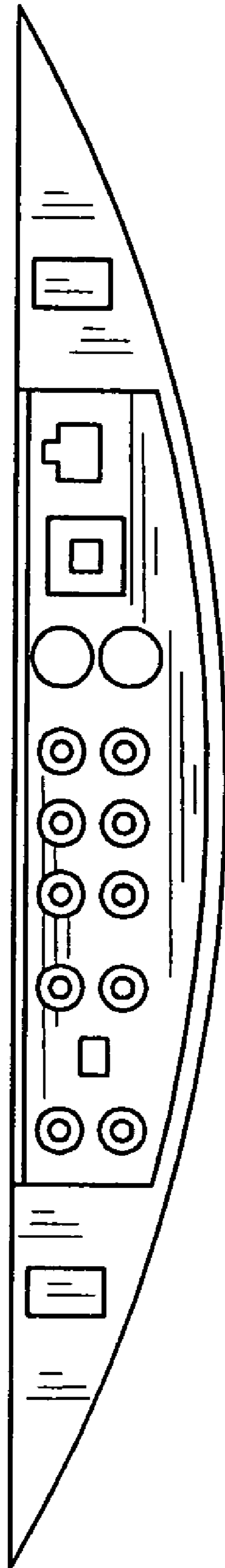


FIG. 6

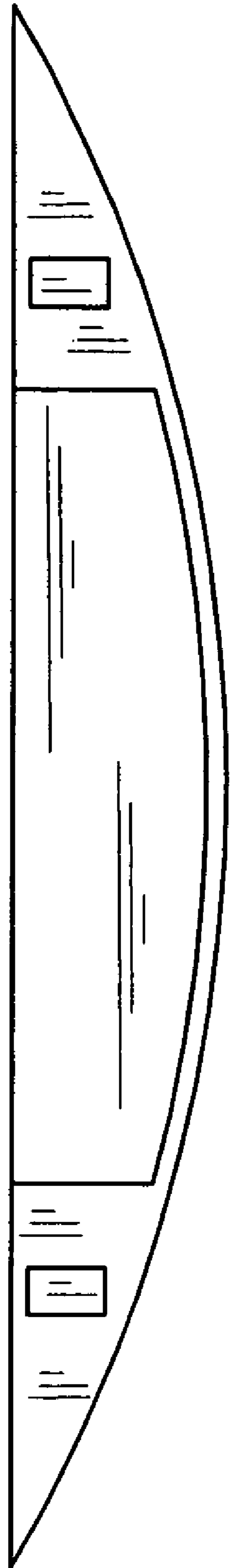


FIG. 7






FIG. 8

UNITED STATES PATENT AND TRADEMARK OFFICE  
**CERTIFICATE OF CORRECTION**

PATENT NO. : Des. 575,751 S  
APPLICATION NO. : 29/264070  
DATED : August 26, 2008  
INVENTOR(S) : Gary Rein

Page 1 of 2

It is certified that error appears in the above-identified patent and that said Letters Patent is hereby corrected as shown below:

Delete Drawing Sheet 8, and replace with Drawing Sheet 8. (Attached)

Signed and Sealed this

Twentieth Day of January, 2009

A handwritten signature in black ink that reads "Jon W. Dudas". The signature is written in a cursive style with a large, stylized initial "J".

JON W. DUDAS

*Director of the United States Patent and Trademark Office*

