

US00D575717S

(12) **United States Design Patent**  
**Hetrick**

(10) **Patent No.:** **US D575,717 S**

(45) **Date of Patent:** **\*\* Aug. 26, 2008**

(54) **VEHICLE-WHEEL FRONT FACE**

D558,115 S \* 12/2007 Groom ..... D12/209

D562,752 S \* 2/2008 Chung ..... D12/209

D567,732 S \* 4/2008 Chung ..... D12/209

(75) Inventor: **Steven Hetrick**, Westminster, CA (US)

(73) Assignee: **Mobile Hi-Tech Wheels**, Garden Grove, CA (US)

\* cited by examiner

*Primary Examiner*—Stacia Cadmus

(74) *Attorney, Agent, or Firm*—Christie, Parker & Hale, LLP.

(\*\*) Term: **14 Years**

(21) Appl. No.: **29/307,764**

(57) **CLAIM**

(22) Filed: **May 9, 2008**

The ornamental design for vehicle-wheel front face, as shown and described.

(51) **LOC (8) Cl.** ..... **12-16**

(52) **U.S. Cl.** ..... **D12/209**

(58) **Field of Classification Search** ..... D12/204–213;  
301/37.101, 64.101, 65, 64.201

See application file for complete search history.

**DESCRIPTION**

FIG. 1 is a perspective view of a vehicle wheel front face according to my new design;

FIG. 2 is a front elevational view thereof; and,

FIG. 3 is a side elevational view thereof.

Portions of the wheel depicted in broken lines are for illustrative purposes only, and form no part of the claimed invention.

(56) **References Cited**

U.S. PATENT DOCUMENTS

D501,814 S \* 2/2005 Weld ..... D12/209

D512,008 S \* 11/2005 Tirado ..... D12/209

D541,723 S \* 5/2007 Musser ..... D12/209

D547,710 S \* 7/2007 Guevara ..... D12/209

**1 Claim, 3 Drawing Sheets**

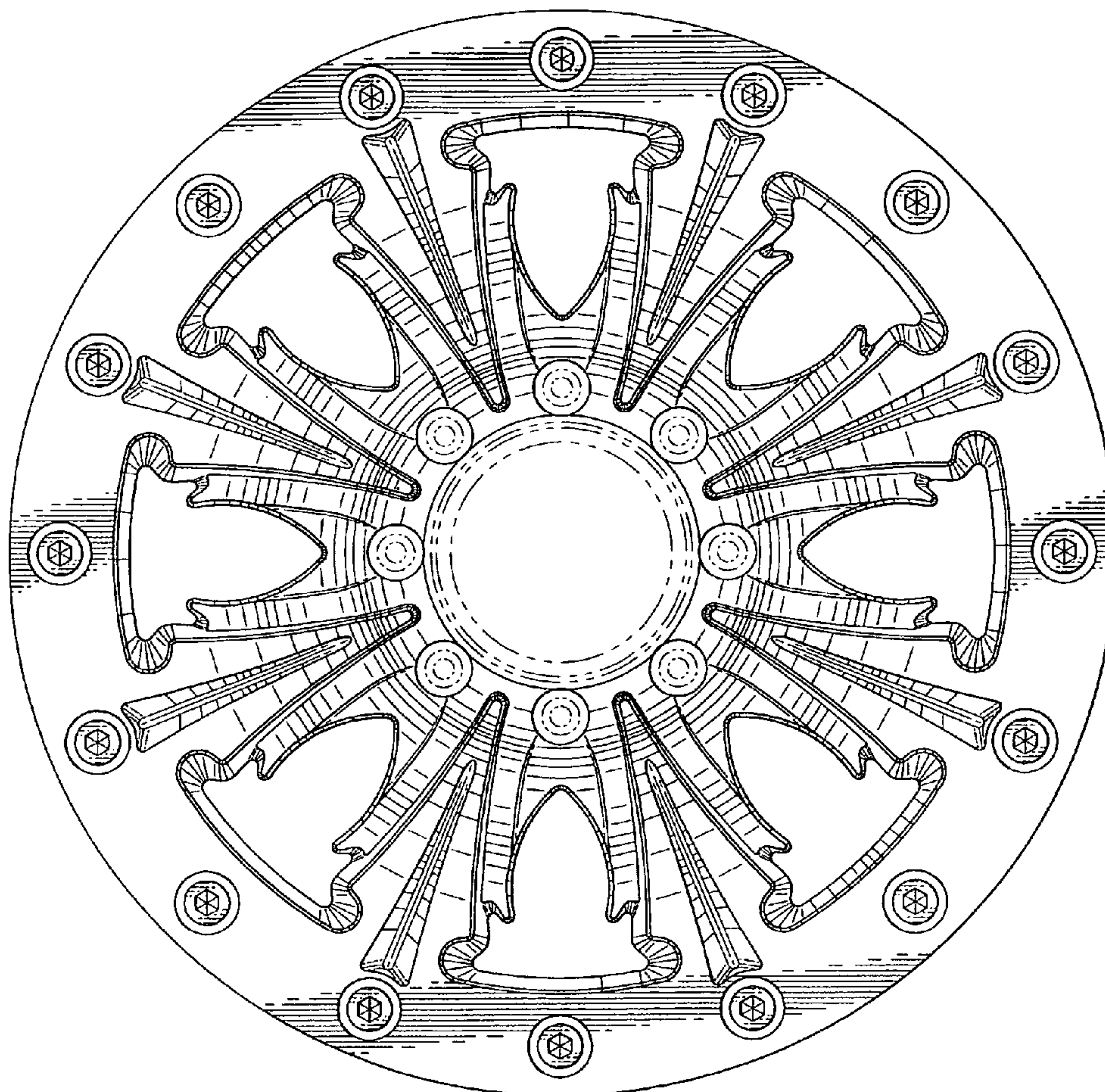




FIG. 1

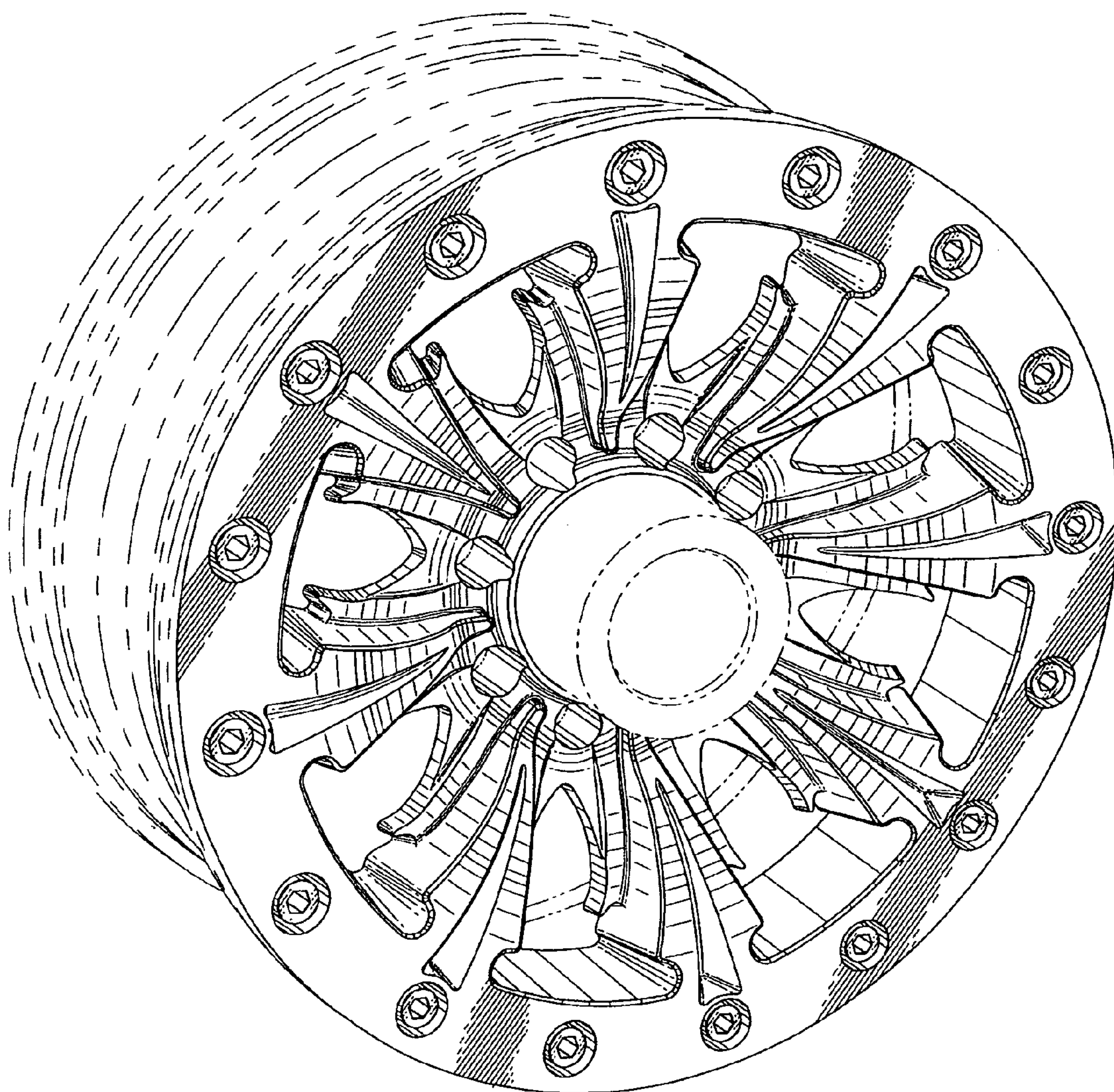
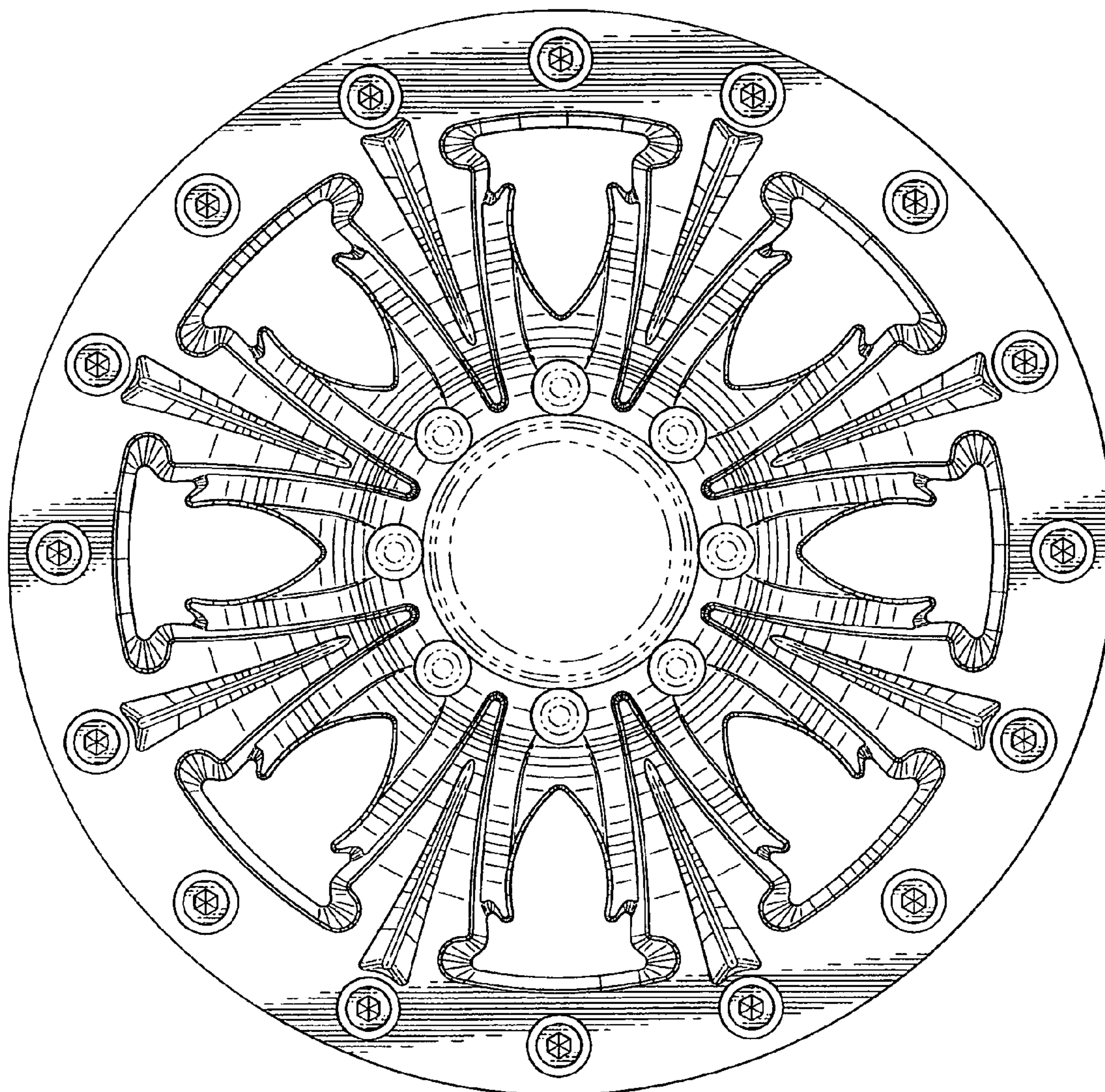


FIG. 2





*FIG. 3*

