



US00D575692S

(12) **United States Design Patent**
Fukui et al.

(10) **Patent No.:** **US D575,692 S**

(45) **Date of Patent:** **** Aug. 26, 2008**

(54) **REAR BUMPER FOR AN AUTOMOBILE**

D564,424 S * 3/2008 Nakajima D12/169
D564,426 S * 3/2008 Okue D12/169
D566,020 S * 4/2008 Ohishi et al. D12/169

(75) Inventors: **Hirofumi Fukui**, Kariya (JP); **Kazunori Ueda**, Kariya (JP)

OTHER PUBLICATIONS

Mazda, Axela Sports, Catalogue of Mazda Axela Sports, Oct. 2003.
Honda, Elysion, Catalogue of Honda Elysion, May 2004.

(73) Assignee: **Toyota Jidosha Kabushiki Kaisha** (JP)

* cited by examiner

(**) Term: **14 Years**

Primary Examiner—Melody N Brown

(21) Appl. No.: **29/291,896**

(74) *Attorney, Agent, or Firm*—SAIDMAN DesignLaw Group

(22) Filed: **Sep. 19, 2007**

(51) **LOC (8) Cl.** **12-16**

(57) **CLAIM**

(52) **U.S. Cl.** **D12/169**

The ornamental design for a rear bumper for an automobile, as shown and described.

(58) **Field of Classification Search** D12/169,
D12/196, 171, 163, 216, 90-92, 86; 293/102,
293/113, 115, 117, 120; 296/180.1, 180,
296/2

DESCRIPTION

See application file for complete search history.

FIG. 1 is a front perspective view of a rear bumper for an automobile showing our new design;

(56) **References Cited**

FIG. 2 is a front view thereof;

U.S. PATENT DOCUMENTS

FIG. 3 is a top view thereof;

D476,928 S * 7/2003 Boyer D12/169
D560,574 S * 1/2008 Okamoto et al. D12/169
D561,071 S * 2/2008 Golden et al. D12/169
D562,742 S * 2/2008 Platto et al. D12/169
D563,291 S * 3/2008 Nishihama et al. D12/169
D563,844 S * 3/2008 Kodama et al. D12/169

FIG. 4 is a bottom view thereof;

FIG. 5 is a right-side view thereof; and,

FIG. 6 is a left-side view thereof.

1 Claim, 3 Drawing Sheets

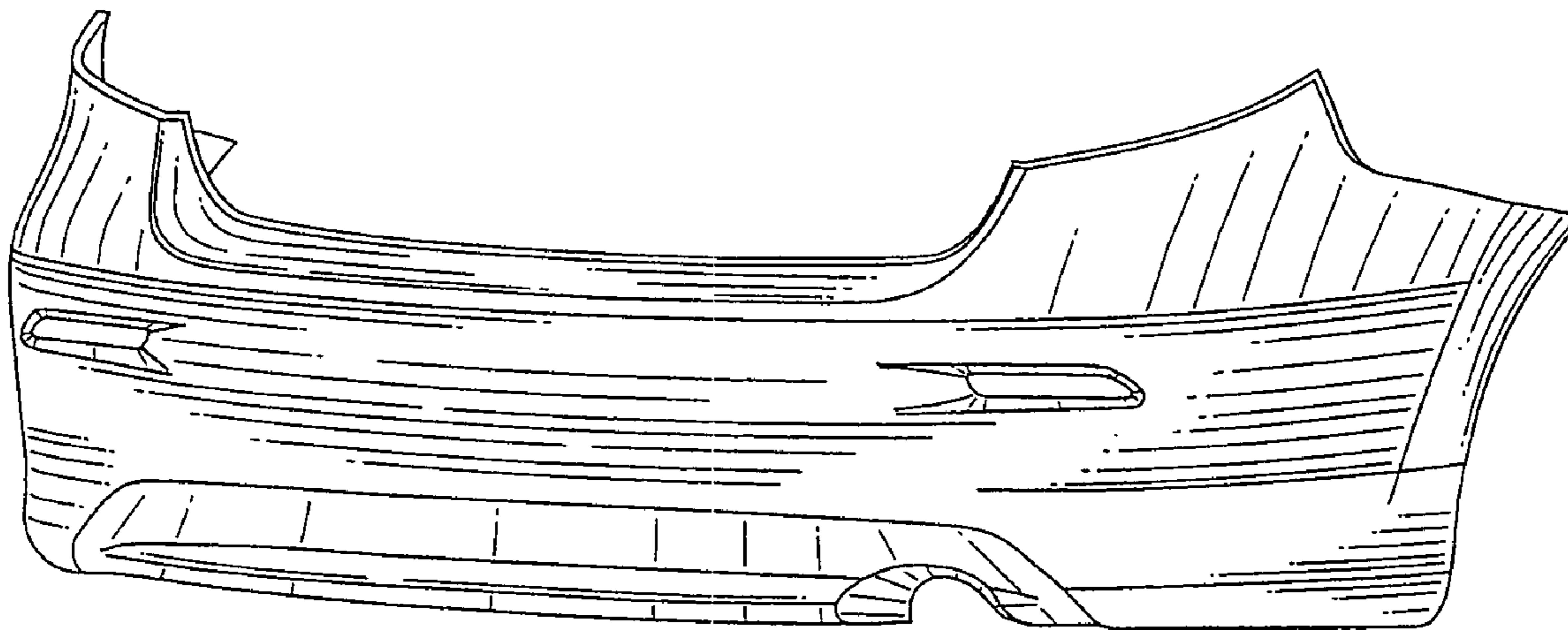


FIG. 1

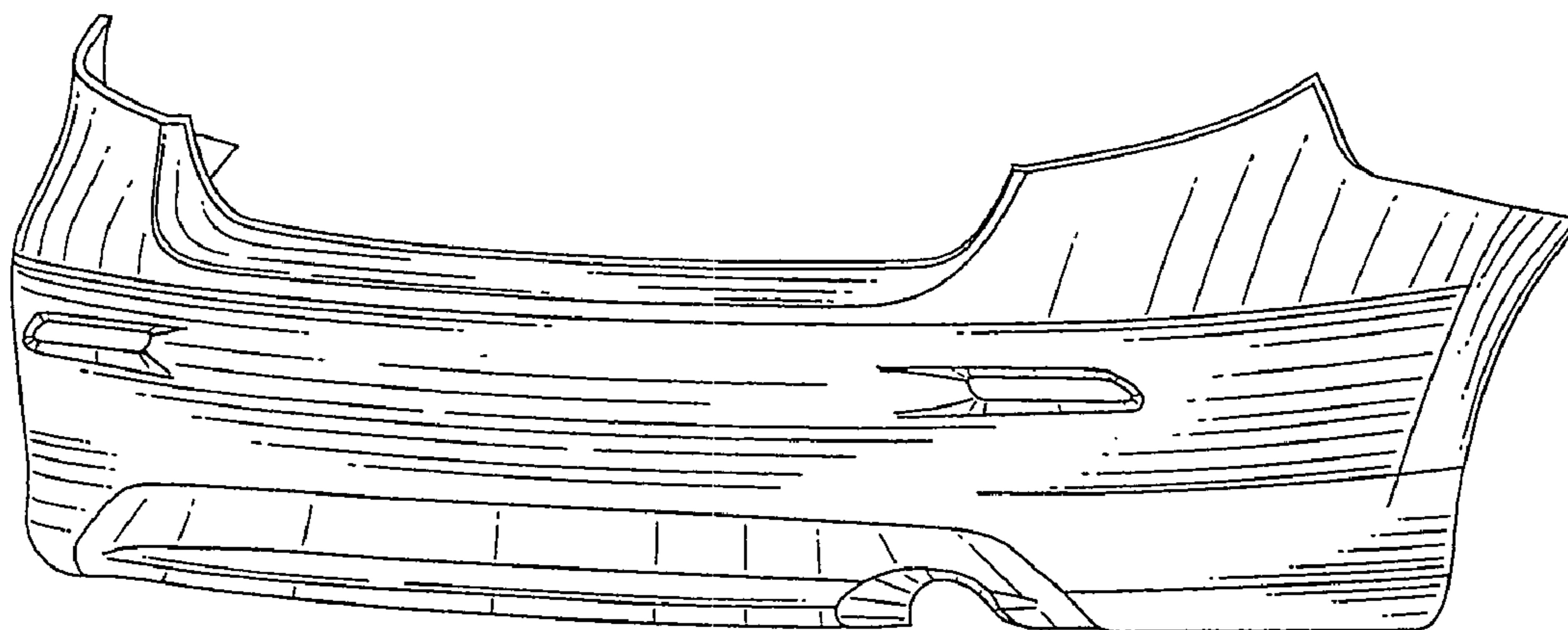


FIG. 2

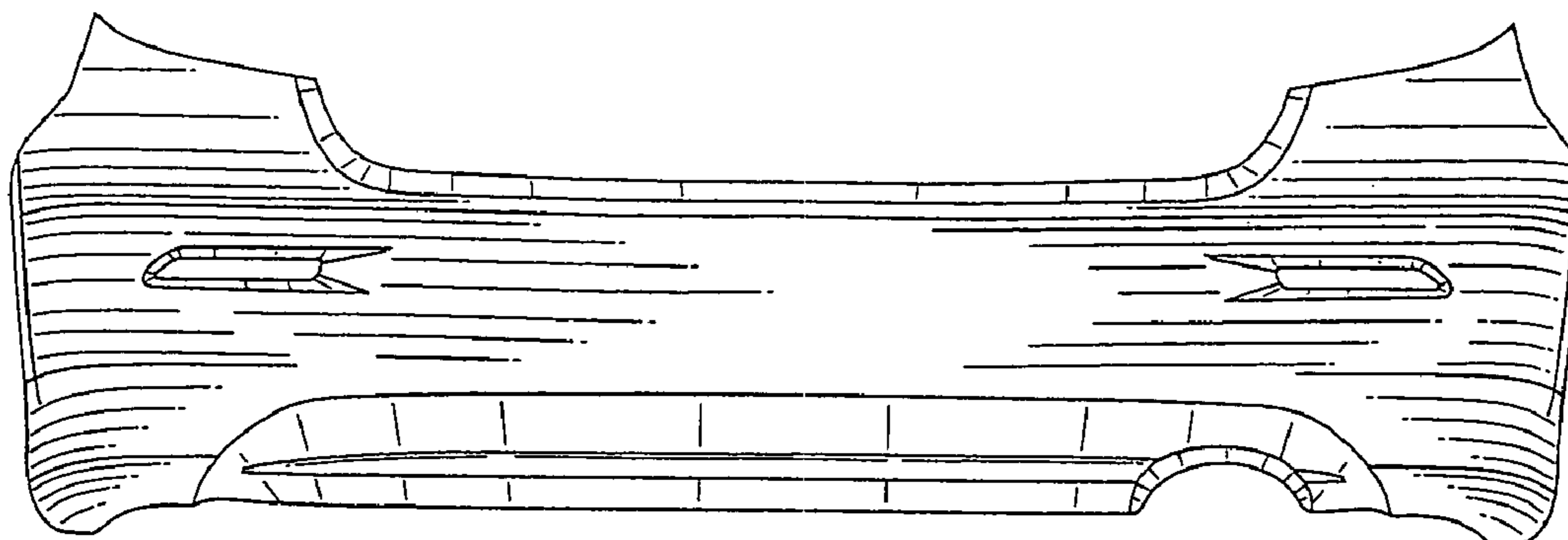


FIG. 3

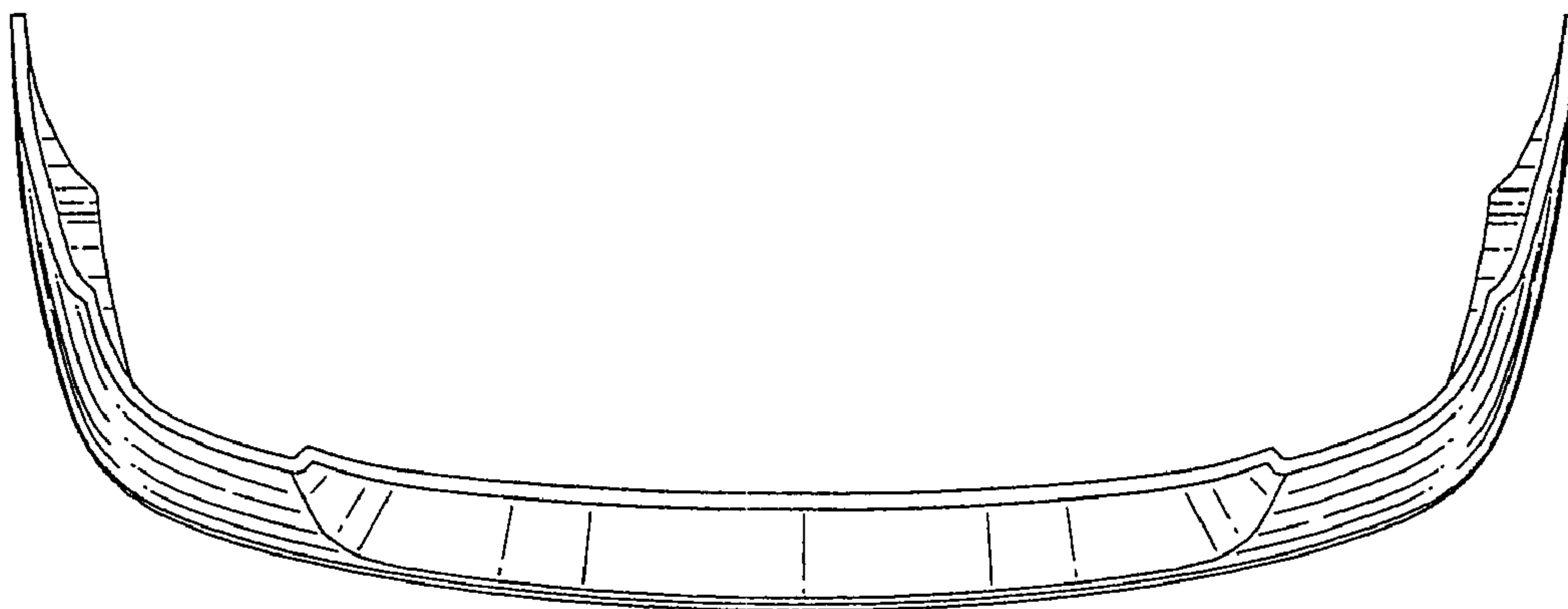


FIG. 4

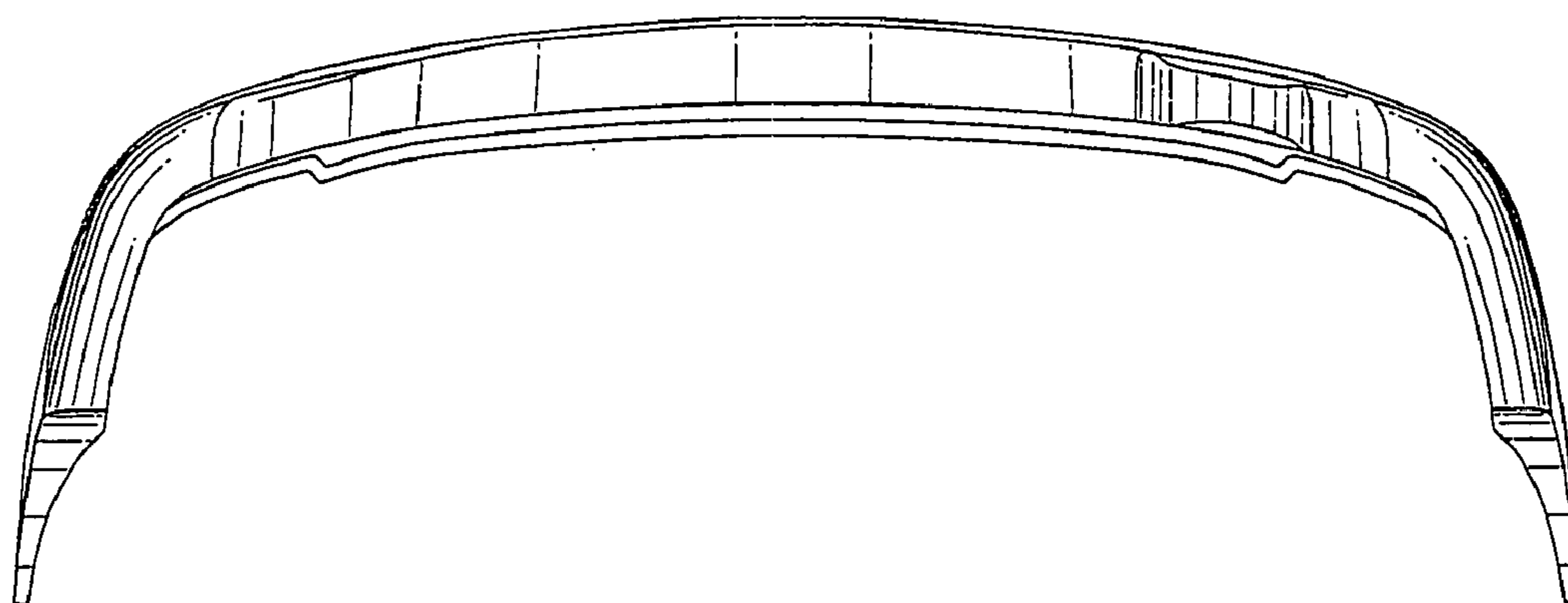


FIG. 5




FIG. 6

