

US00D575683S

(12) **United States Design Patent**
Gill

(10) **Patent No.:** **US D575,683 S**

(45) **Date of Patent:** **** Aug. 26, 2008**

(54) **BRAKE EXTENDER**

(76) Inventor: **Kathie J. Gill**, 12611 C- Bar Cir., Santa Fe, TX (US) 77510

(**) Term: **14 Years**

(21) Appl. No.: **29/251,003**

(22) Filed: **Jan. 3, 2006**

(51) **LOC (8) Cl.** **12-12**

(52) **U.S. Cl.** **D12/133; D21/654; D8/305**

(58) **Field of Classification Search** D12/128-133,
D12/16, 85; 267/5; 135/65-67, 74, 912;
280/65, 647-650, 29, 200, 47.38, 250.1,
280/259, 642, 658; 297/DIG. 4; 296/65.03,
296/65.04; 224/409; D6/364; D34/15; 180/6.5,
180/65.1, 65.6, 65.8, 208, 907, 906; D8/301,
D8/303, 307-309, 321; 16/113.1, 130, 422,
16/426; D21/654, 659

See application file for complete search history.

(56) **References Cited**

U.S. PATENT DOCUMENTS

D31,050 S * 6/1899 De Witt D8/303

D135,382 S * 3/1943 Lamb D21/654
D240,309 S * 6/1976 Orenstein D21/654
D338,387 S * 8/1993 Smith, Sr. D8/303
5,303,945 A 4/1994 Oxford
6,254,116 B1 7/2001 Szumlic et al.
D468,620 S * 1/2003 Lee D8/305

* cited by examiner

Primary Examiner—Charles A. Rademaker

Assistant Examiner—Charles D Hanson

(74) *Attorney, Agent, or Firm*—Raymond M. Galasso;
Galasso & Assoc. LP

(57) **CLAIM**

The ornamental design for a brake extender, as shown and described.

DESCRIPTION

FIG. 1 is a perspective view of a brake extender showing my new design;

FIG. 2 is a second perspective view thereof; and,

FIG. 3 is a partial bottom perspective view thereof.

1 Claim, 3 Drawing Sheets

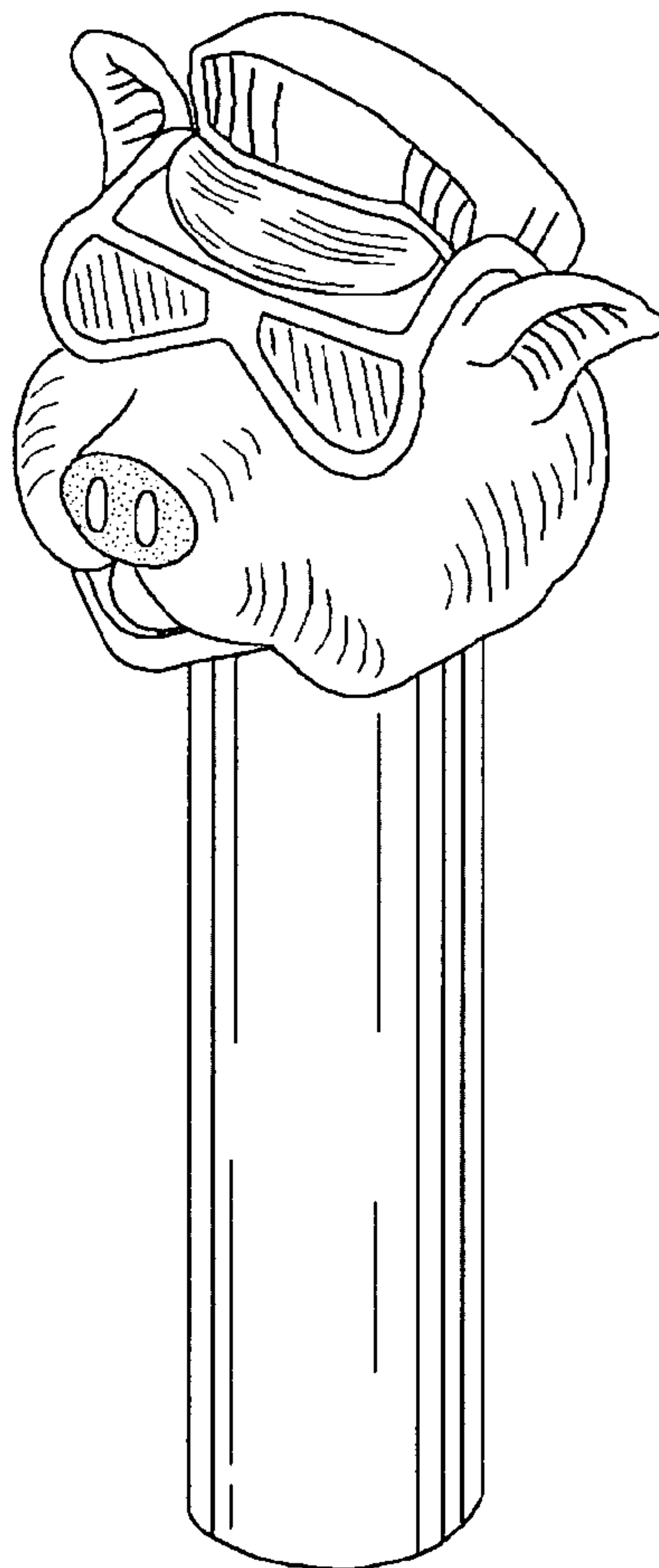
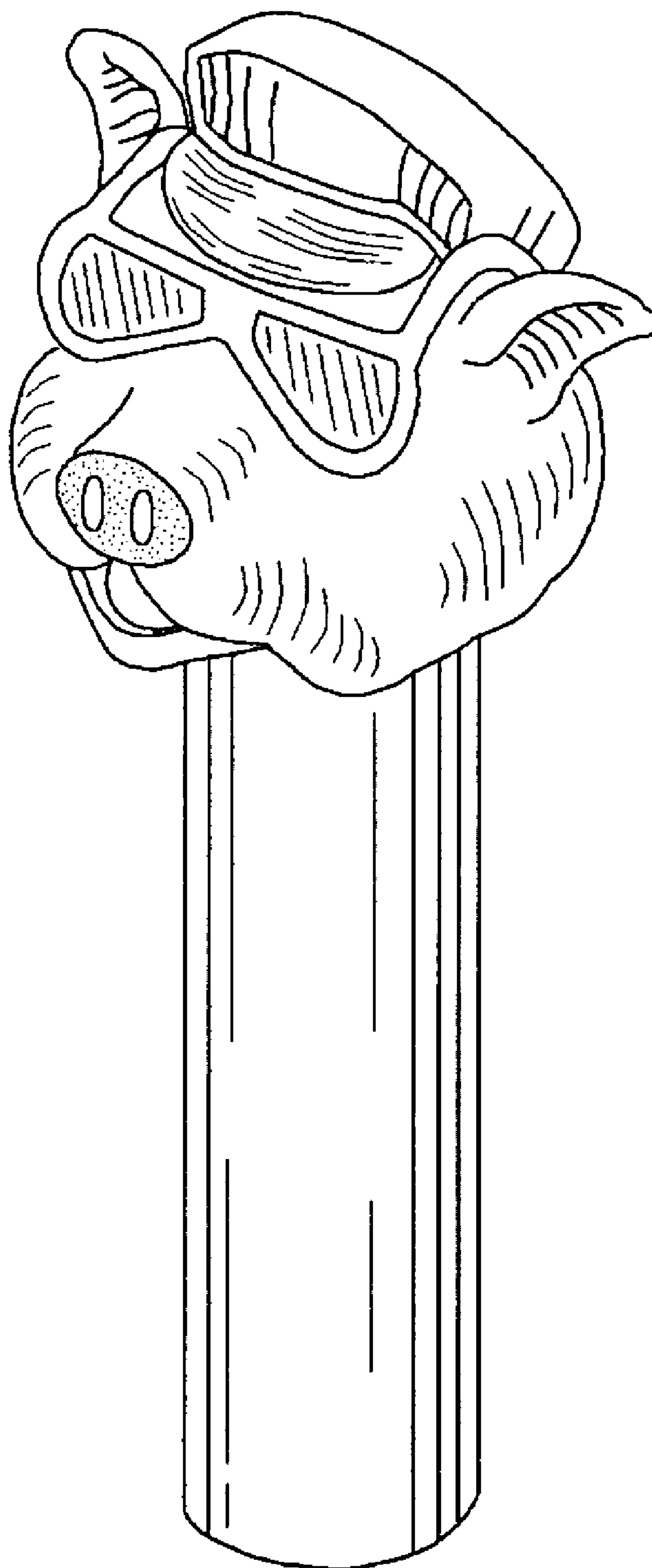


FIG. 1



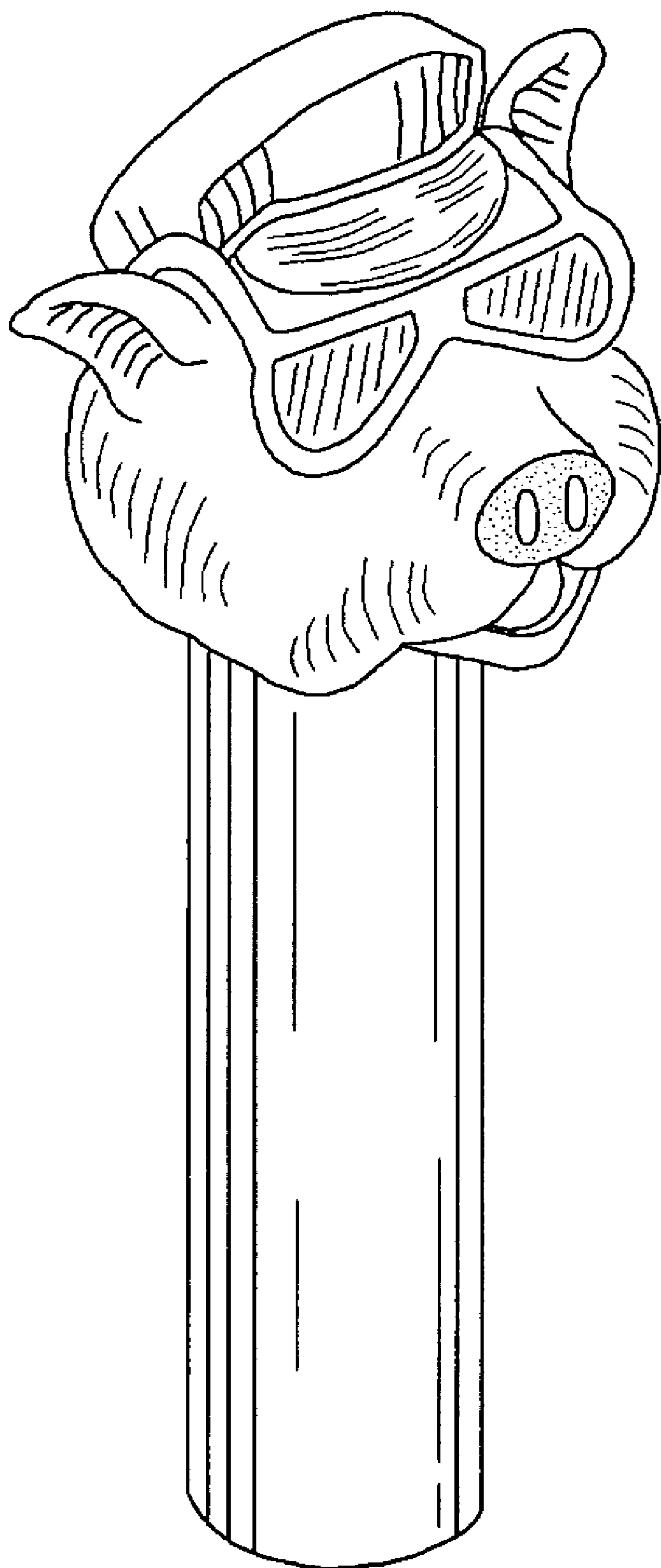


FIG. 2

FIG. 3

