



US00D575680S

(12) **United States Design Patent**
Brown

(10) **Patent No.:** **US D575,680 S**
(45) **Date of Patent:** **** Aug. 26, 2008**

(54) **CORNER SAFETY PROTECTOR FOR MOTOR HOME SLIDE-OUT**

(76) Inventor: **Jimmy Earle Brown**, 5994 Willoughby Oak La., Bartlett, TN (US) 38135-1464

(**) Term: **14 Years**

(21) Appl. No.: **29/291,130**

(22) Filed: **Aug. 15, 2007**

Related U.S. Application Data

(63) Continuation of application No. 29/225,851, filed on Mar. 21, 2005, now Pat. No. Des. 554,565.

(51) **LOC (8) Cl.** **12-10**

(52) **U.S. Cl.** **D12/106**

(58) **Field of Classification Search** D12/106;
D32/21, 25, 38, 39, 50; D8/402, 403
See application file for complete search history.

(56) **References Cited**

U.S. PATENT DOCUMENTS

D260,590 S 9/1981 Hobson

(Continued)

Primary Examiner—Holly H. Baynham

Assistant Examiner—Sheryl Friedman

(74) *Attorney, Agent, or Firm*—Walker, McKenzie & Walker, P.C.

(57) **CLAIM**

The ornamental design for a corner safety protector for motor home slide-out, as shown and described.

DESCRIPTION

The article in which the design is embodied is a safety guard corner protector intended to be used for protecting the corner of a mobile home slide-out wall extension and a trailer slide-out wall extension.

FIG. 1 is a left side view of one preferred embodiment of the corner safety protector for motor home slide-out of the present invention. The right side view is a mirror image of FIG. 1.

FIG. 2 is a front view of said one preferred embodiment of the corner safety protector for motor home slide-out. The rear view is a mirror image of FIG. 1.

FIG. 3 is a bottom view of said one preferred embodiment of the corner safety protector for motor home slide-out.

FIG. 4 is a top view of said one preferred embodiment of the corner safety protector for motor home slide-out.

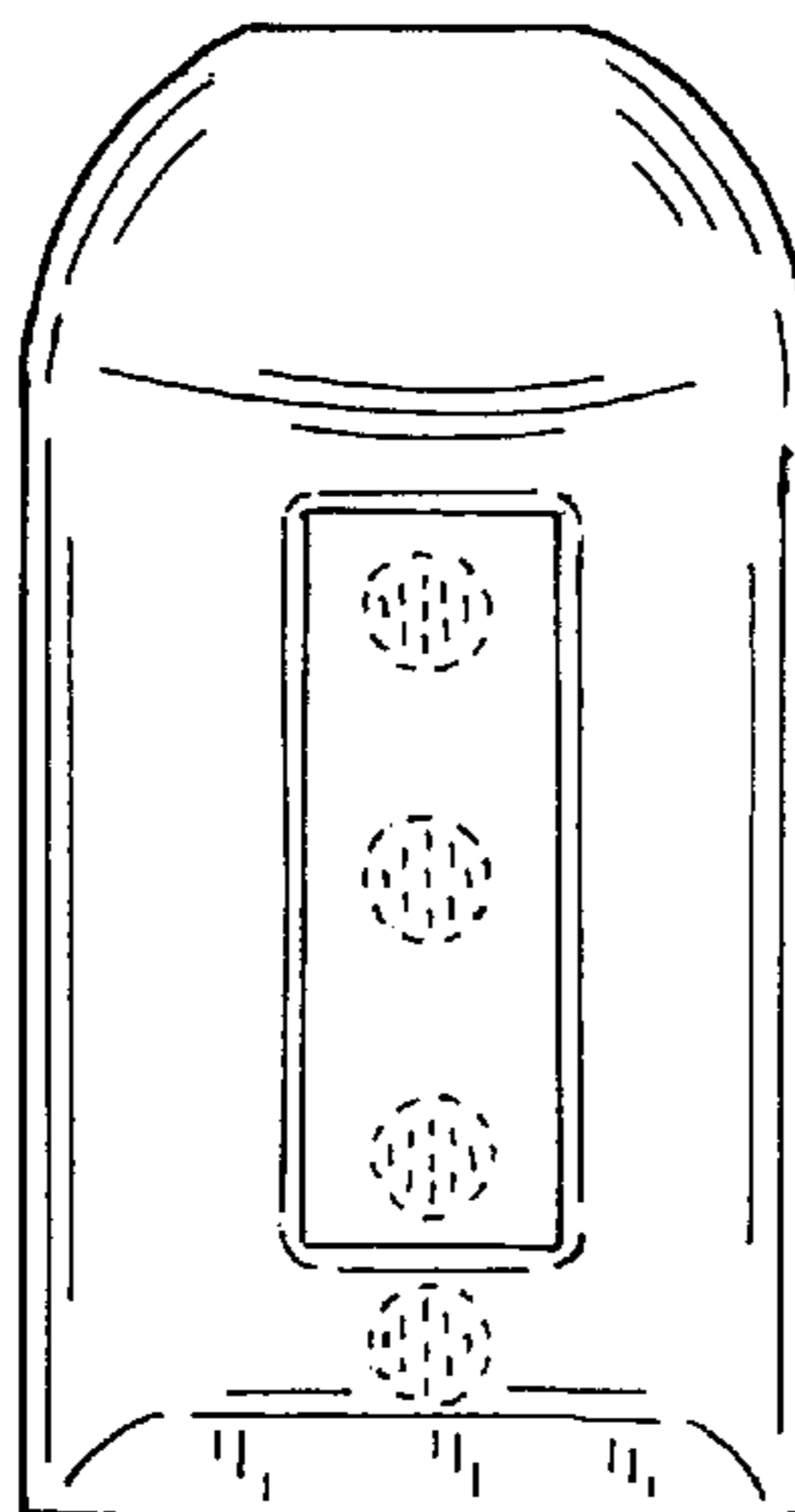
FIG. 5 is a perspective view of said one preferred embodiment of the corner safety protector for motor home slide-out, shown inverted from FIG. 1.

FIG. 6 is a side sectional view of said one preferred embodiment of the corner safety protector for motor home-slide out, taken along the line 6—6 shown in FIG. 3; and,

FIG. 7 is a side sectional view of said one preferred embodiment of the corner safety protector for motor home-slide out, taken along the line 7—7 shown in FIG. 3.

The circular patterns with vertical lines shown in FIGS. 1–5 are environmental structure, namely, vent markings from the mold used in forming the article in which is embodied the design of said one preferred embodiment of the corner safety protector for motor home-slide out, and are not part of the claimed invention. The dotted vertical lines within these dotted circles are environmental structure, namely, ribbing created by the mold used in forming said one preferred embodiment of the corner safety protector for motor home-slide out, are not shading to reflect color and are not stippling to represent a section through said one preferred embodiment of the corner safety protector for motor home-slide out, and are not part of the claimed invention. The dotted circular pattern with radial dotted lines in the center of the ball shown in FIG. 4 is environmental structure, namely, markings from the mold used in forming said one preferred embodiment of the corner safety protector for motor home-slide out, and is not part of the claimed invention.

1 Claim, 2 Drawing Sheets



US D575,680 S

Page 2

U.S. PATENT DOCUMENTS

D282,112 S 1/1986 Maust et al.
D385,485 S 10/1997 Brandes
D415,677 S 10/1999 Cheung

D554,565 S * 11/2007 Brown D12/106
D560,486 S * 1/2008 Ray et al. D8/403

* cited by examiner

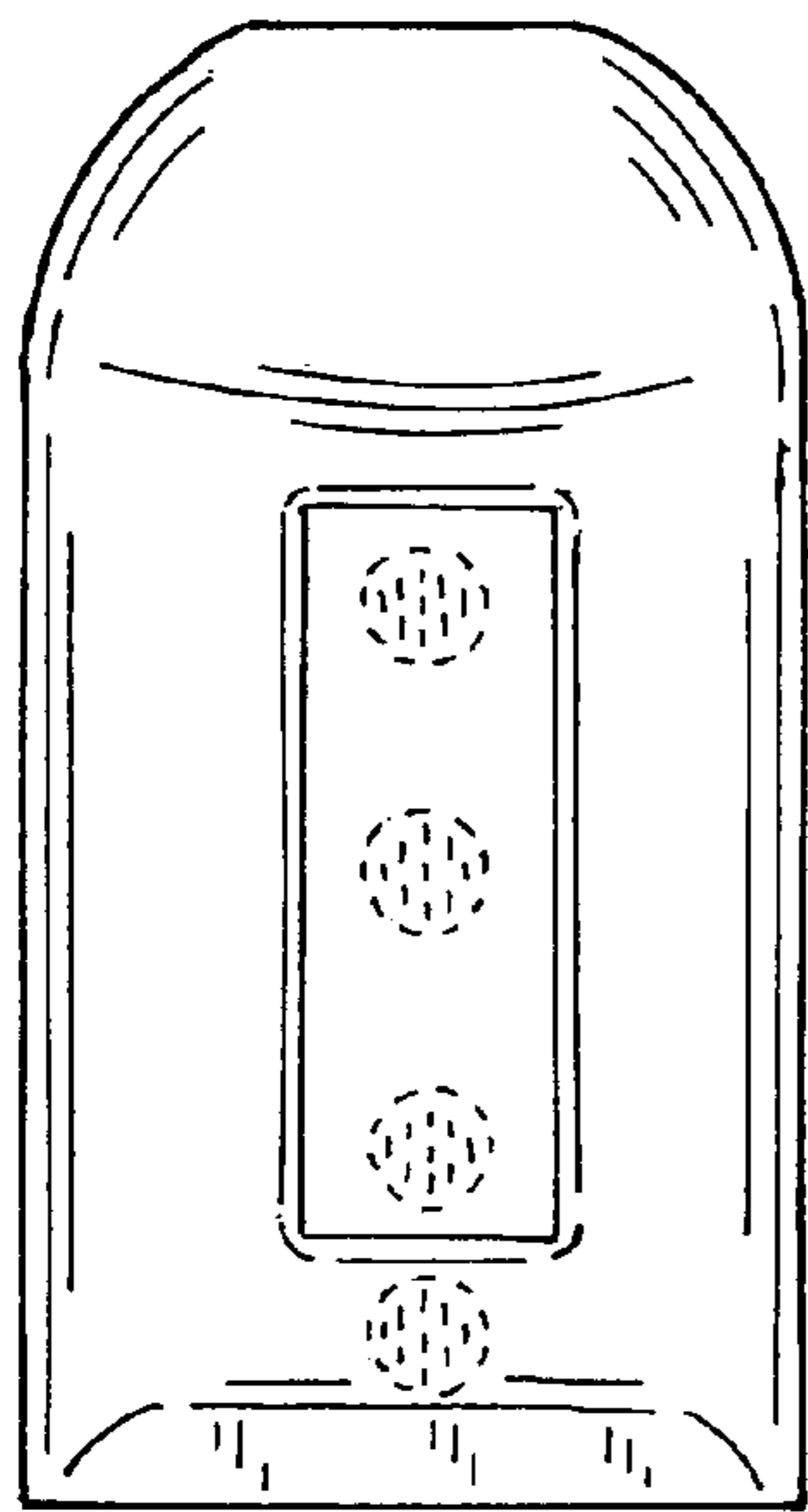


FIG. 1

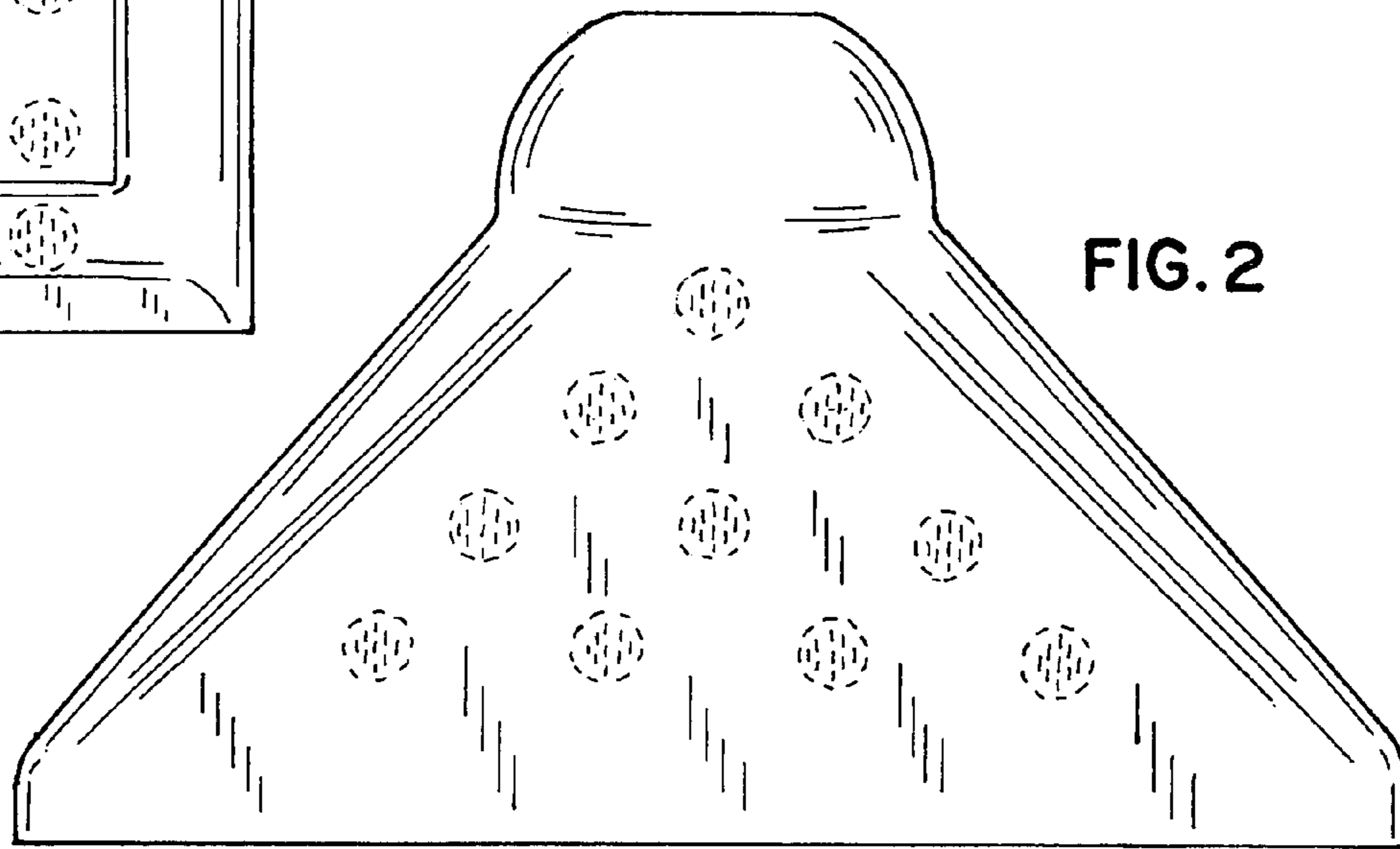


FIG. 2

FIG. 3

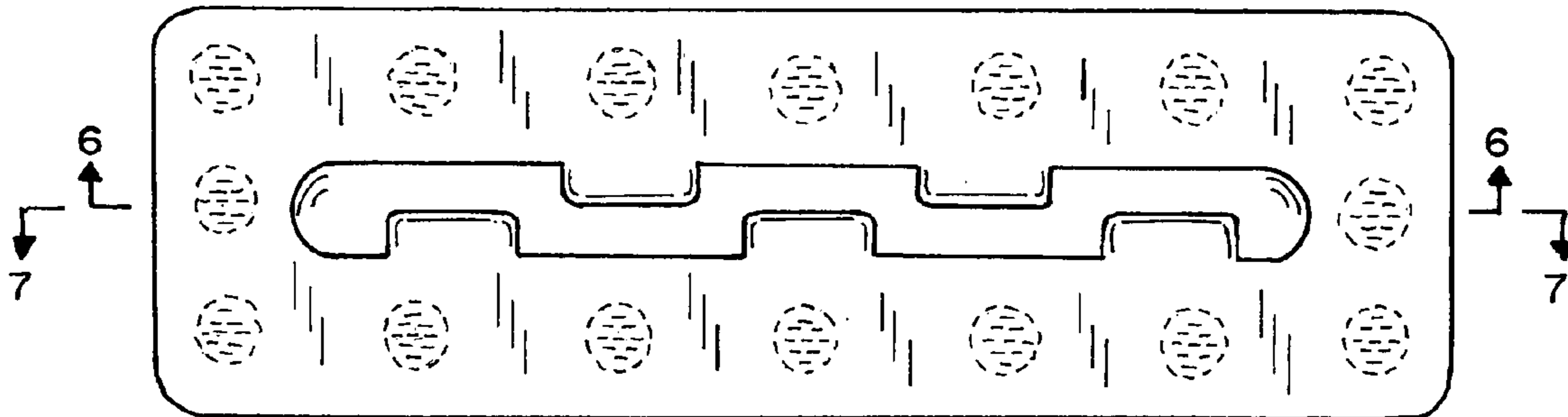
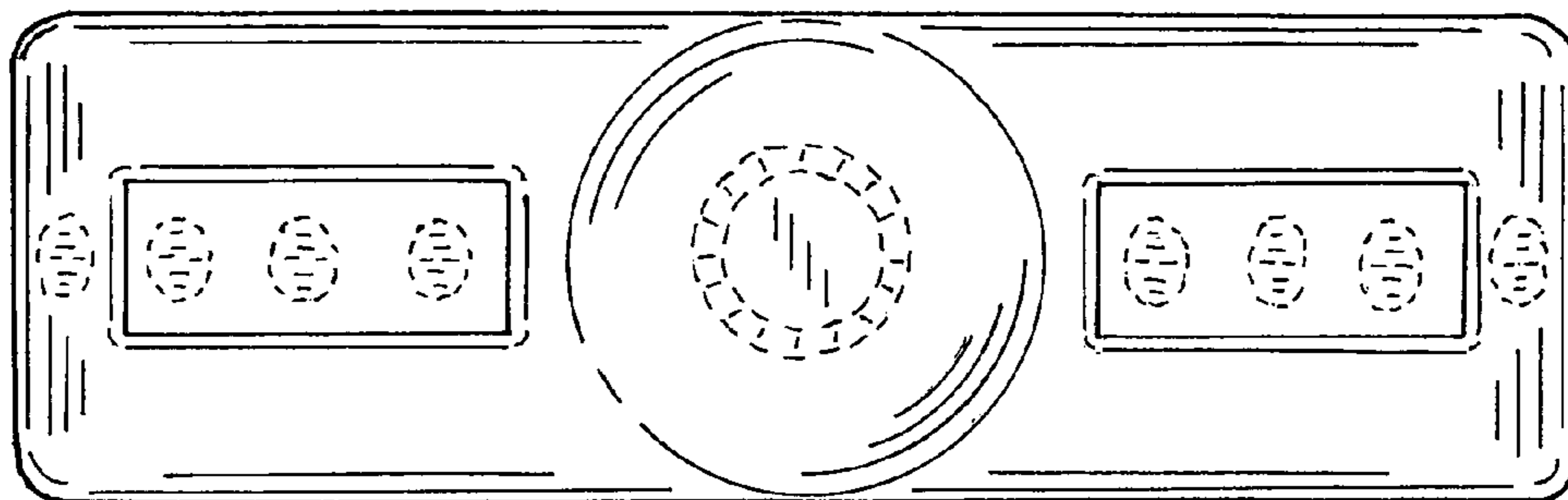


FIG. 4



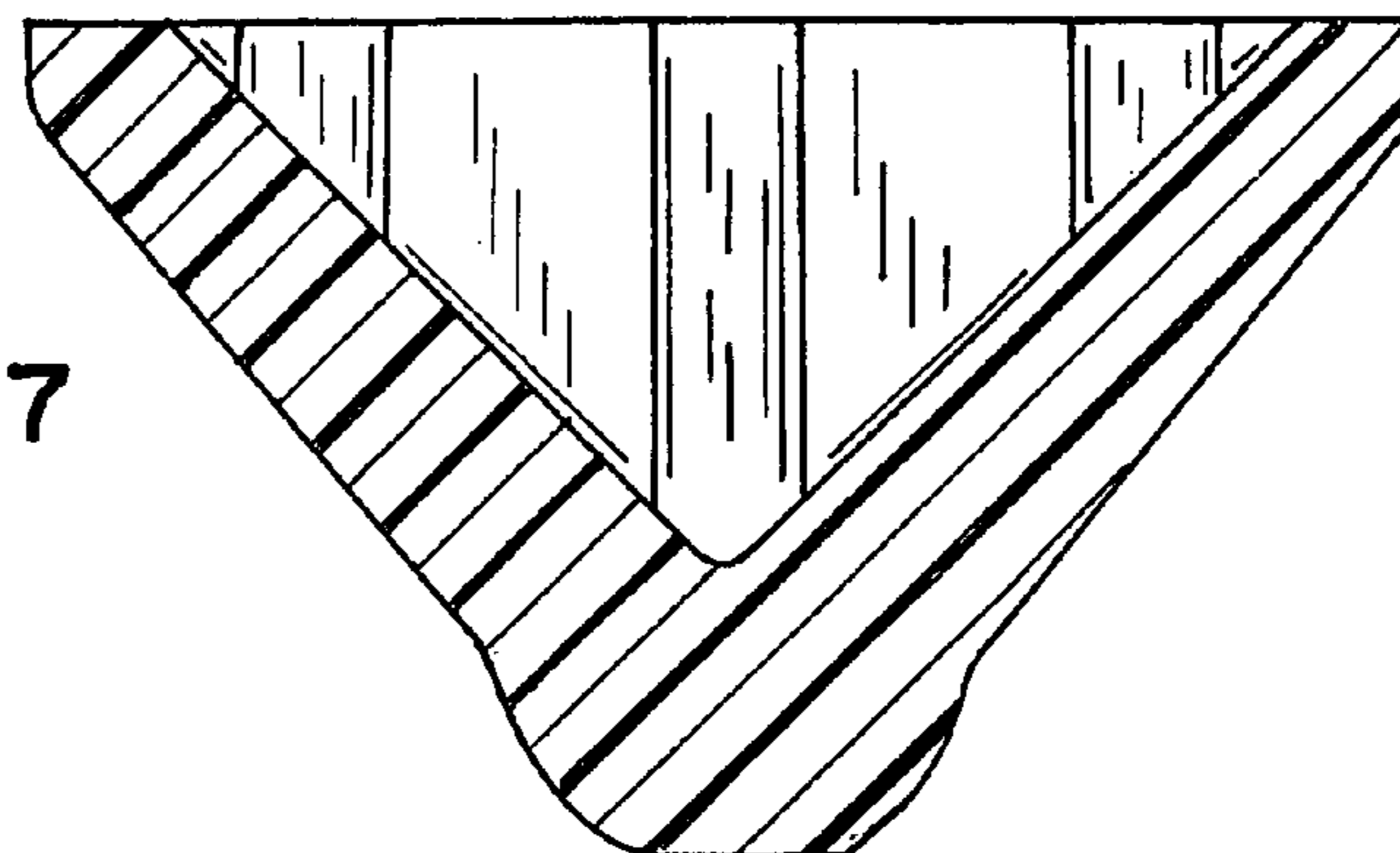
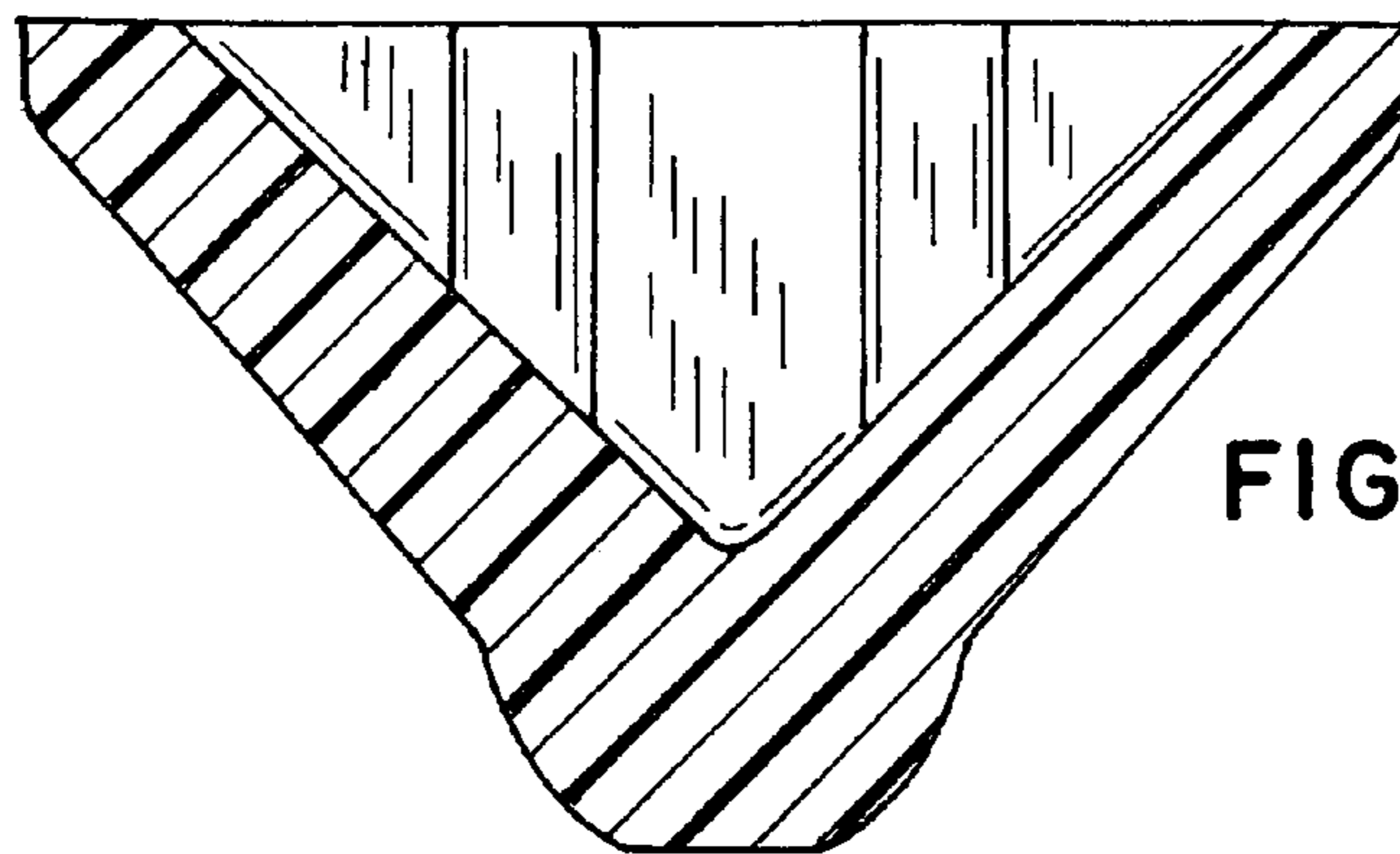
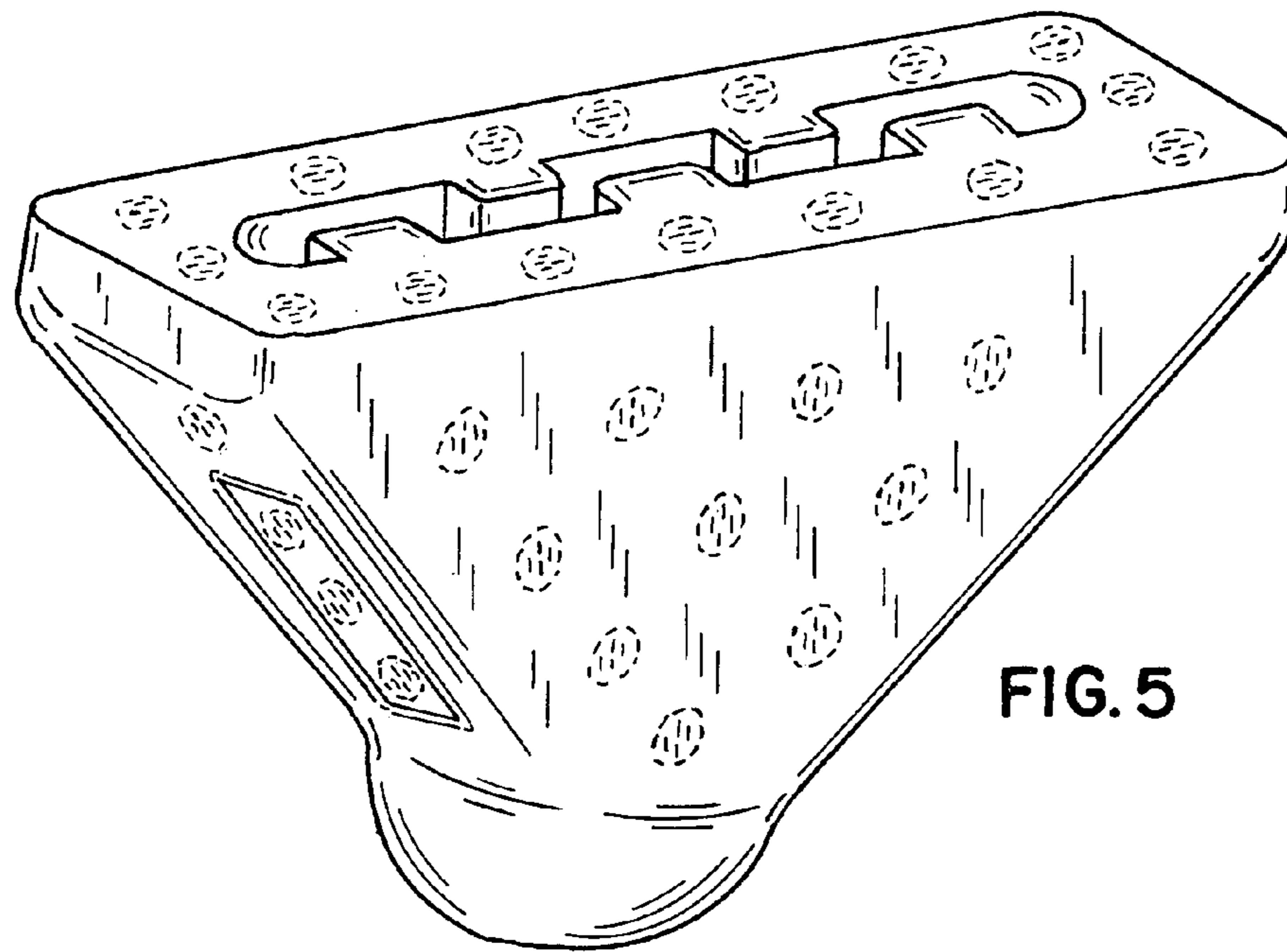


FIG. 5

FIG. 6

FIG. 7