



US00D575679S

(12) **United States Design Patent**
Habib

(10) **Patent No.:** **US D575,679 S**

(45) **Date of Patent:** **** Aug. 26, 2008**

(54) **SURFACE CONFIGURATION OF A VEHICLE,
TOY, AND/OR OTHER REPLICAS**

Primary Examiner—Melody N Brown

(74) *Attorney, Agent, or Firm*—Crowell & Moring LLP

(75) Inventor: **Karim Antoine Habib**, Munich (DE)

(57) **CLAIM**

(73) Assignee: **Bayerische Motoren Werke
Aktiengesellschaft**, Munich (DE)

The ornamental design for a surface configuration of a vehicle, toy, and/or other replicas, as shown and described.

(**) Term: **14 Years**

(21) Appl. No.: **29/284,591**

DESCRIPTION

(22) Filed: **Sep. 12, 2007**

(30) **Foreign Application Priority Data**

Mar. 13, 2007 (DE) 40701480

(51) **LOC (8) Cl.** **12-08**

(52) **U.S. Cl.** **D12/92**

(58) **Field of Classification Search** D12/86,
D12/90–92; 296/185.1

See application file for complete search history.

FIG. 1 is a left, front perspective view of a surface configuration of a vehicle, toy, and/or other replicas according to my novel design, the right, front perspective view being mirror symmetrical;

FIG. 2 is a left, rear perspective view thereof, the right, rear perspective view being mirror symmetrical;

FIG. 3 is a left side view thereof;

FIG. 4 is a right side view thereof;

FIG. 5 is a front view thereof;

FIG. 6 is a rear view thereof; and,

FIG. 7 is a top view thereof.

The broken lines are for illustrative purposes only and form no part of the claimed design.

(56) **References Cited**

U.S. PATENT DOCUMENTS

D523,777 S * 6/2006 Hirai et al. D12/92


D540,213 S * 4/2007 Markefka D12/91

D542,714 S * 5/2007 Markefka D12/91

D563,280 S * 3/2008 Xing et al. D12/92

* cited by examiner

1 Claim, 6 Drawing Sheets



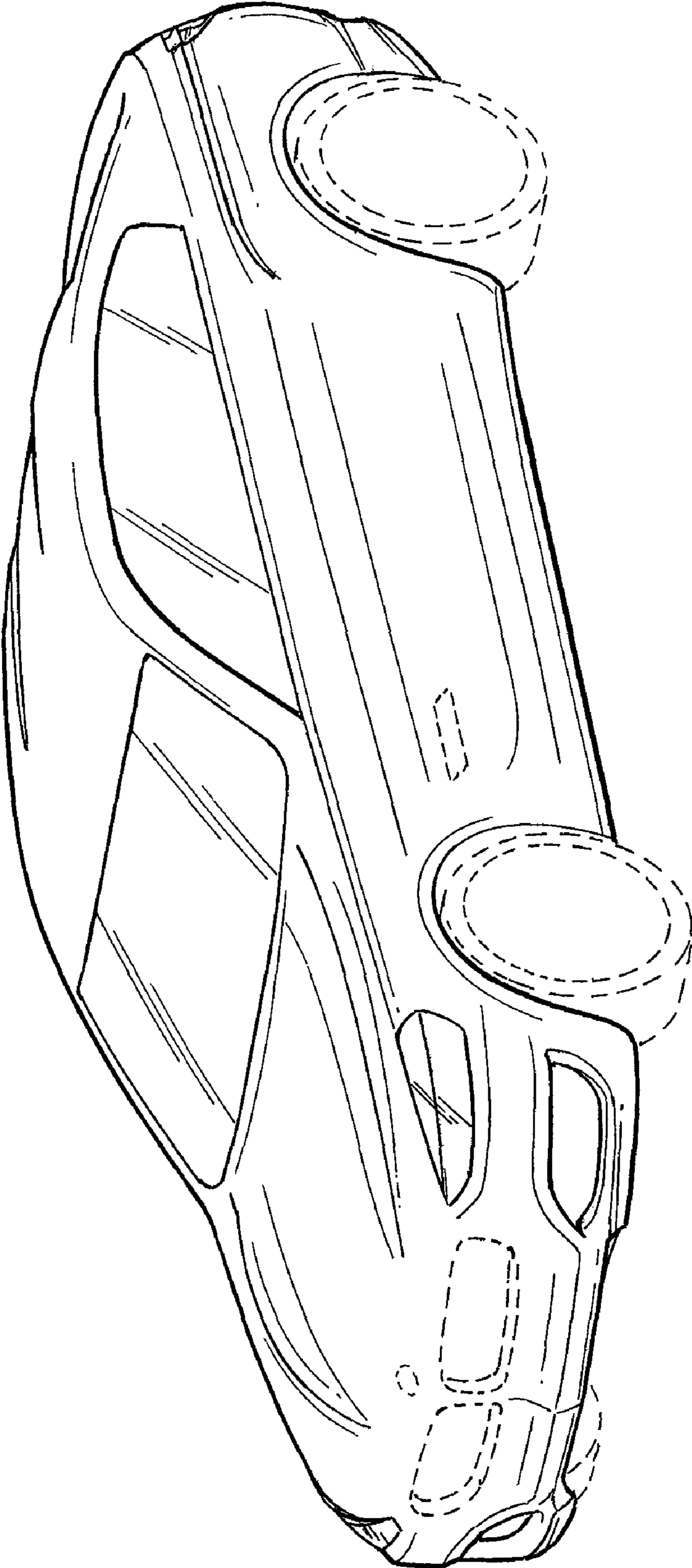


FIG. 1

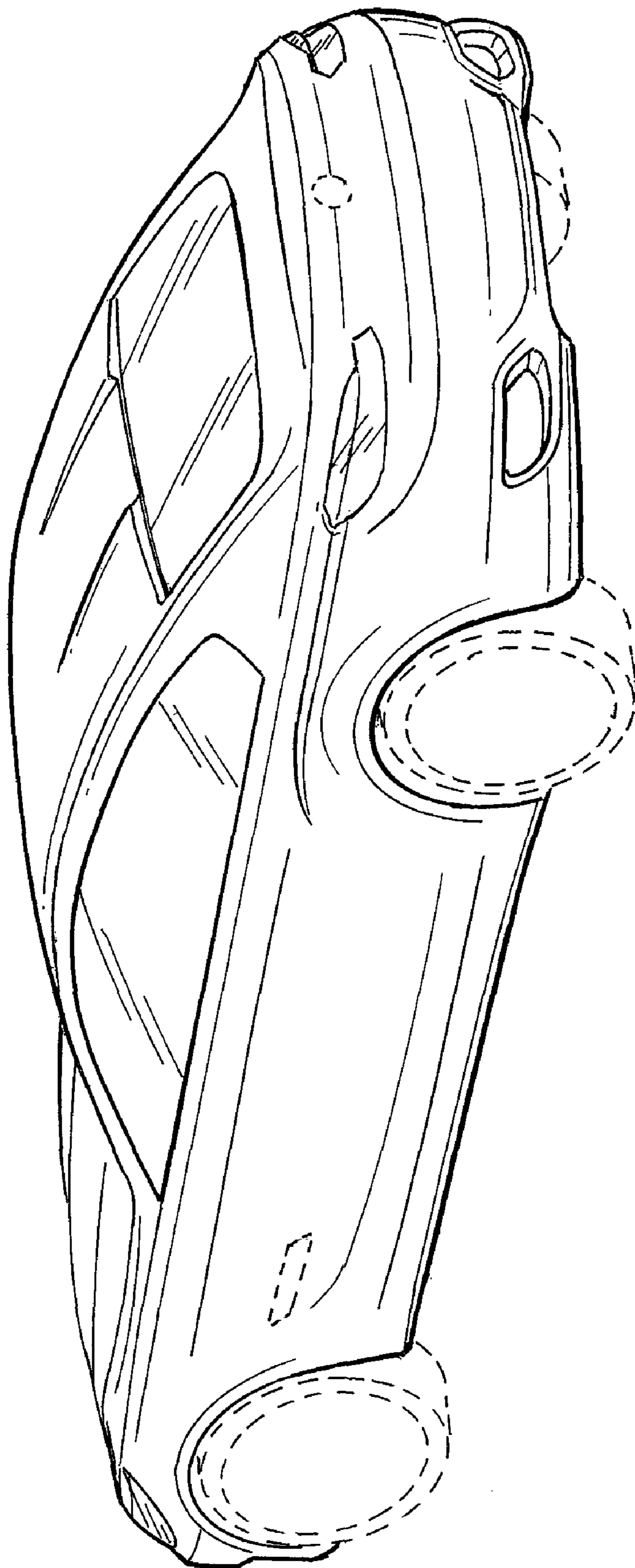


FIG. 2

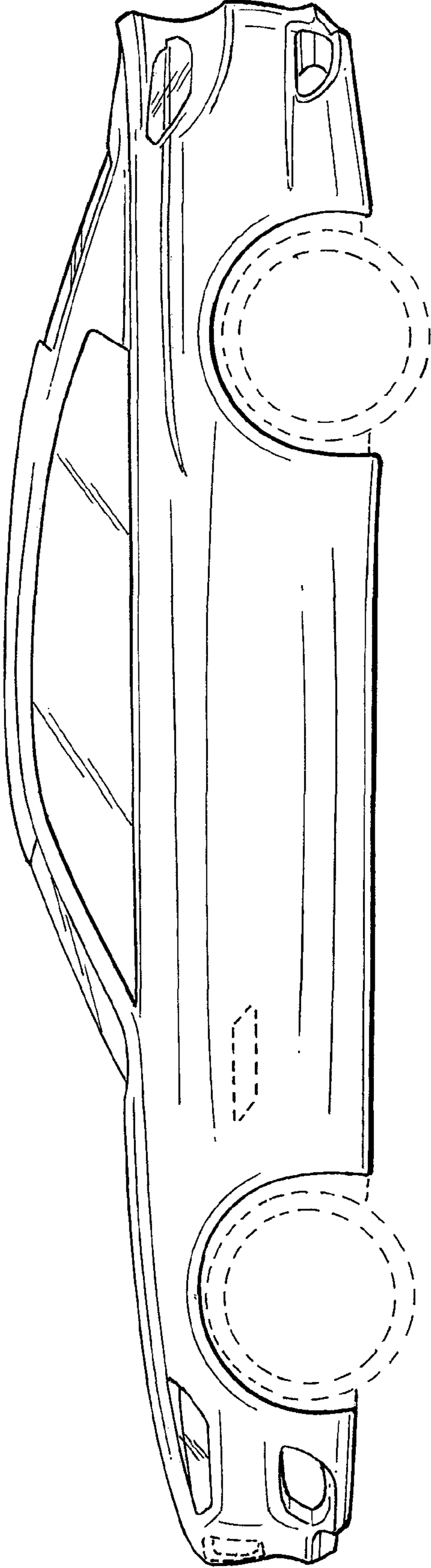


FIG. 3

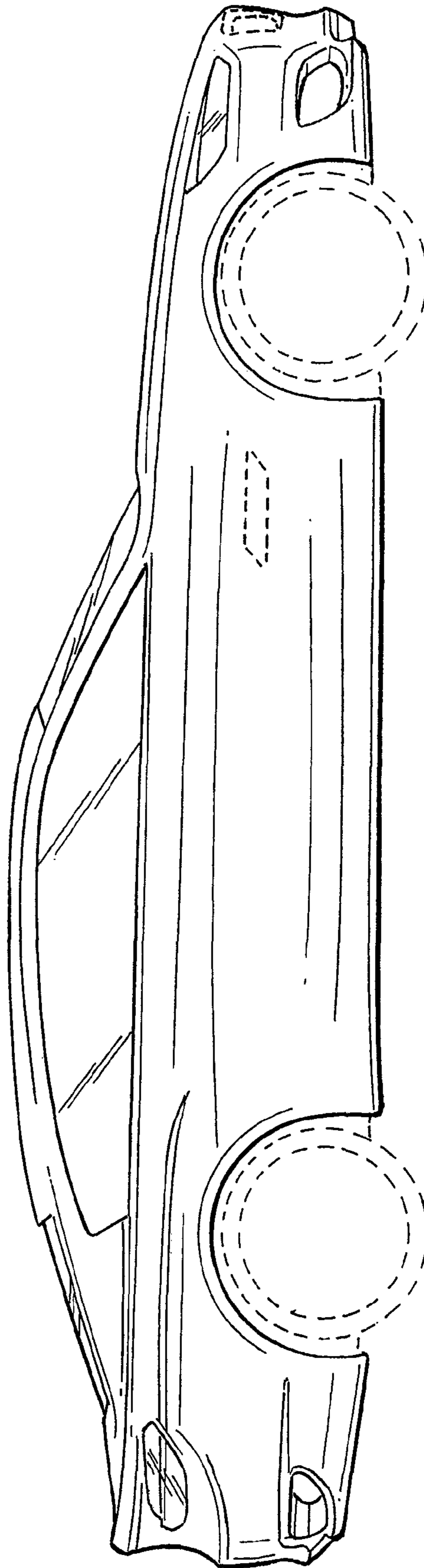


FIG. 4




FIG. 5




FIG. 6

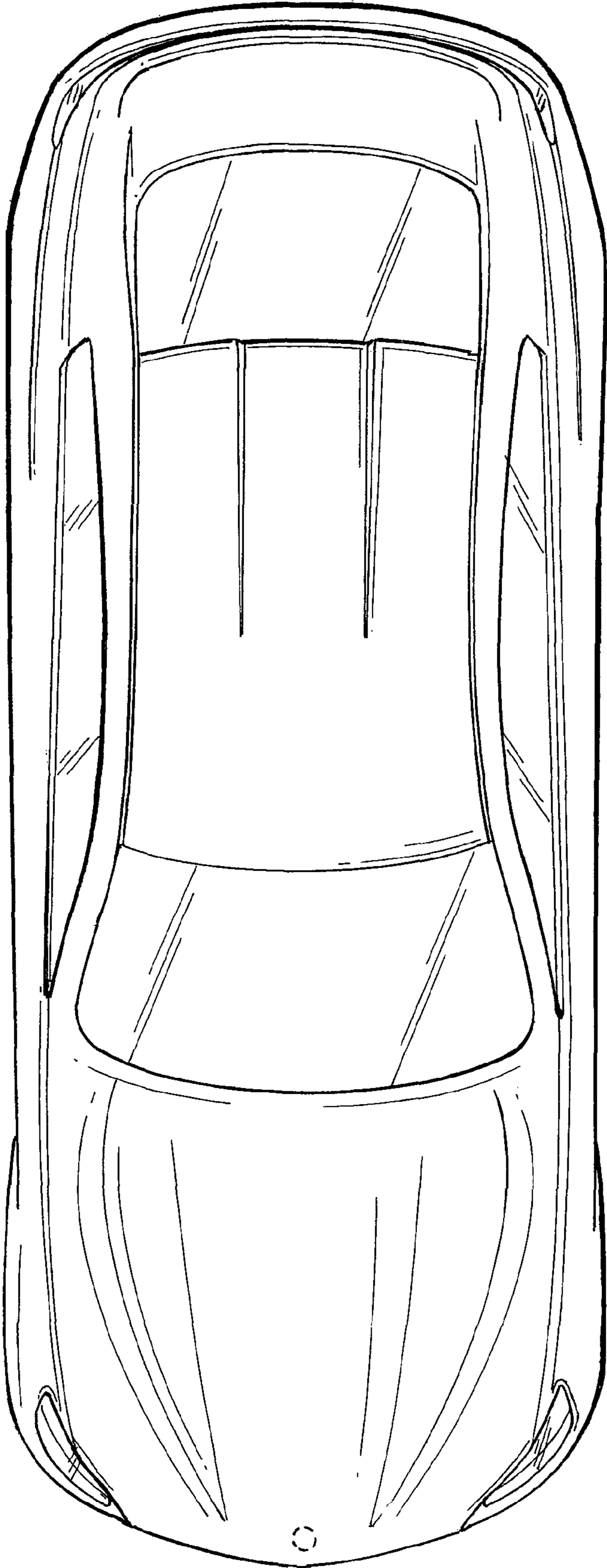


FIG. 7