



US00D575666S

(12) **United States Design Patent**
Mudrick

(10) **Patent No.:** **US D575,666 S**

(45) **Date of Patent:** **** Aug. 26, 2008**

(54) **COMBINED PENDANT WITH INSERT**

(75) Inventor: **David Mudrick**, Prescott, AZ (US)

(73) Assignee: **Orion Photo Industries, Inc.**, Prescott, AZ (US)

(**) Term: **14 Years**

(21) Appl. No.: **29/306,620**

(22) Filed: **Apr. 11, 2008**

(51) **LOC (8) Cl.** **11-02**

(52) **U.S. Cl.** **D11/103**

(58) **Field of Classification Search** D11/1-2,
D11/40-41, 43-50, 53, 56, 60, 63, 65, 67,
D11/75-78.1, 86, 89, 95-105, 108-109, 115-116,
D11/81, 83; 63/1.11, 1.12, 1.13, 1.14, 1.16,
63/1.18, 13, 14.1, 35, 38, 39, 19

See application file for complete search history.

(56) **References Cited**

U.S. PATENT DOCUMENTS

- D30,646 S * 5/1899 Graff D11/80
- 2,238,256 A * 4/1941 Engel et al. 493/76
- D132,987 S * 7/1942 Cherdakoff D11/83
- D139,353 S * 11/1944 Silson D11/56
- D140,648 S * 3/1945 Carpenter D11/83
- D141,435 S * 6/1945 Bachner D11/56
- 2,377,816 A * 6/1945 Slain 63/19
- D147,217 S 7/1947 Guth
- D149,777 S * 5/1948 Scarborough D2/624
- 2,451,913 A 10/1948 Brice
- D156,140 S 11/1949 Majeska
- 3,016,178 A * 1/1962 Knocks 229/116.2
- 3,270,525 A * 9/1966 Sellers 63/1.15
- 4,215,497 A 8/1980 Levy
- D263,571 S 3/1982 Beier
- D263,813 S * 4/1982 Buschmann D11/83
- 5,383,343 A 1/1995 Thach
- 5,390,510 A * 2/1995 Tirio-Cloonan 63/1.15
- D363,303 S * 10/1995 Winston D18/18
- D363,537 S * 10/1995 Moody D23/367
- D374,194 S 10/1996 Brocchi

- D375,702 S * 11/1996 Regan D11/81
- D378,502 S * 3/1997 Szlanfucht D11/81
- D387,697 S 12/1997 Shenhav
- D388,731 S 1/1998 Shenhav
- D390,149 S 2/1998 Shenhav
- D390,153 S 2/1998 Shenhav

(Continued)

FOREIGN PATENT DOCUMENTS

GB 2243760 11/1991

OTHER PUBLICATIONS

Picture of Guitar Pick Holder purchased Nov. 2006.

Primary Examiner—R. Seifert

(74) *Attorney, Agent, or Firm*—Venable, Campillo, Logan & Meaney PC

(57) **CLAIM**

The ornamental design for combined pendant and insert, as shown and described.

DESCRIPTION

FIG. 1 is a front view of a combined pendant and insert showing my new design;

FIG. 2 is a back view;

FIG. 3 is a top view;

FIG. 4 is a bottom view;

FIG. 5 is a first side view;

FIG. 6 is a second side view;

FIG. 7 is a front view of the insert only, shown without the pendant for ease of illustration;


FIG. 8 is a top view of FIG. 7;

FIG. 9 is a bottom view of FIG. 7;

FIG. 10 is a first side view of FIG. 7; and,

FIG. 11 is a second side view of FIG. 7.

1 Claim, 1 Drawing Sheet



US D575,666 S

Page 2

U.S. PATENT DOCUMENTS

D390,495 S	2/1998	Shenhav	D495,270 S	8/2004	Sahakyan et al.
D397,307 S	8/1998	Shenhav	6,804,977 B1	10/2004	Grabelle
D397,309 S	8/1998	Shenhav	D506,407 S *	6/2005	Gruosi-Scheufele D11/54
D397,313 S	8/1998	Shenhav	7,121,117 B2	10/2006	Gruosi-Scheufele
D397,314 S	8/1998	Shenhav	D534,096 S	12/2006	Lovett
D397,638 S	9/1998	Shenhav	D536,737 S *	2/2007	Lee D19/90
D408,850 S *	4/1999	Close D19/6	D540,691 S *	4/2007	Davies D9/629
D444,780 S *	7/2001	Nunez D14/191	D542,165 S *	5/2007	Ayr-Popowski D10/106
6,324,868 B1	12/2001	Chen et al.	D542,171 S *	5/2007	Olson D11/56
D478,836 S	8/2003	McCormack	D566,605 S *	4/2008	Anand D11/83

* cited by examiner




Fig. 1




Fig. 2



Fig. 3




Fig. 7

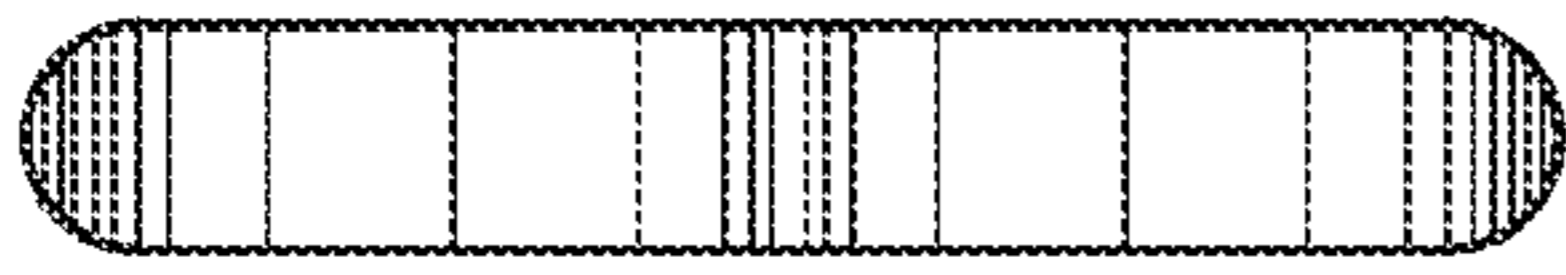


Fig. 4



Fig. 8



Fig. 5




Fig. 6



Fig. 9



Fig. 10

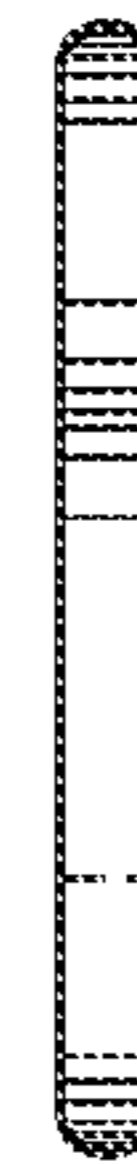


Fig. 11