



US00D575658S

(12) **United States Design Patent**
Lee

(10) **Patent No.:** **US D575,658 S**
(45) **Date of Patent:** **** Aug. 26, 2008**

(54) **BRACELET**

(76) Inventor: **David G. Lee**, 174 E. Colonial Dr.,
Vernon Hills, IL (US) 60061

(**) Term: **14 Years**

(21) Appl. No.: **29/293,798**

(22) Filed: **Dec. 12, 2007**

(51) **LOC (8) Cl.** **11-01**

(52) **U.S. Cl.** **D11/4**

(58) **Field of Classification Search** D11/1,
D11/2, 3, 11, 12, 13, 14, 15, 17, 20, 30, 44,
D11/48, 61, 66, 77, 79, 80, 81, 95, 96, 99,
D11/116, 200, 210, 212, 213, 214, 218, 226,
D11/231; 63/3, 3.1, 3.2, 4, 5.1, 7, 10, 11,
63/15, 15.7, 18, 21, 36, 37, 38; 59/1, 2, 3,
59/78, 79.2; 24/163 R, 2.5, 265 BC, 265 WS,
24/32, 578.15, 579.11, 682.1, 687, 68 J, 691,
24/695, 70 J, 71 J; 289/1.2, 1.5, 3, 4; D28/10,
D28/32, 39; D30/152, 153, 155; 224/175
See application file for complete search history.

(56) **References Cited**

U.S. PATENT DOCUMENTS

310,011	A	*	12/1884	Adams	63/8
655,025	A		7/1900	Simon		
2,242,544	A	*	5/1941	Porter	63/15.5
D309,586	S	*	7/1990	Ruscitti	D11/4
5,074,127	A		12/1991	Yurman		
D322,944	S		1/1992	Yurman		

D402,911	S	*	12/1998	Barcon	D11/4
D422,236	S	*	4/2000	Ruscitti	D11/4
D439,192	S	*	3/2001	Ruscitti	D11/26
D447,436	S	*	9/2001	Park	D11/4
D460,374	S	*	7/2002	Park	D11/4
D469,373	S		1/2003	Torres		
D472,177	S	*	3/2003	McCullough-McPherson		D11/4
D477,781	S	*	7/2003	Lavallee	D9/434
D492,908	S	*	7/2004	Njai et al.	D11/4
D516,449	S	*	3/2006	Charles	D11/4
D529,408	S	*	10/2006	Park	D11/4

* cited by examiner

Primary Examiner—Louis S Zarfes
Assistant Examiner—Michael A Pratt
(74) *Attorney, Agent, or Firm*—Greer, Burns & Crain, Ltd

(57) **CLAIM**

The ornamental design for a bracelet, as shown and described.

DESCRIPTION

FIG. 1 is a perspective view of one embodiment of the present new design of a bracelet;

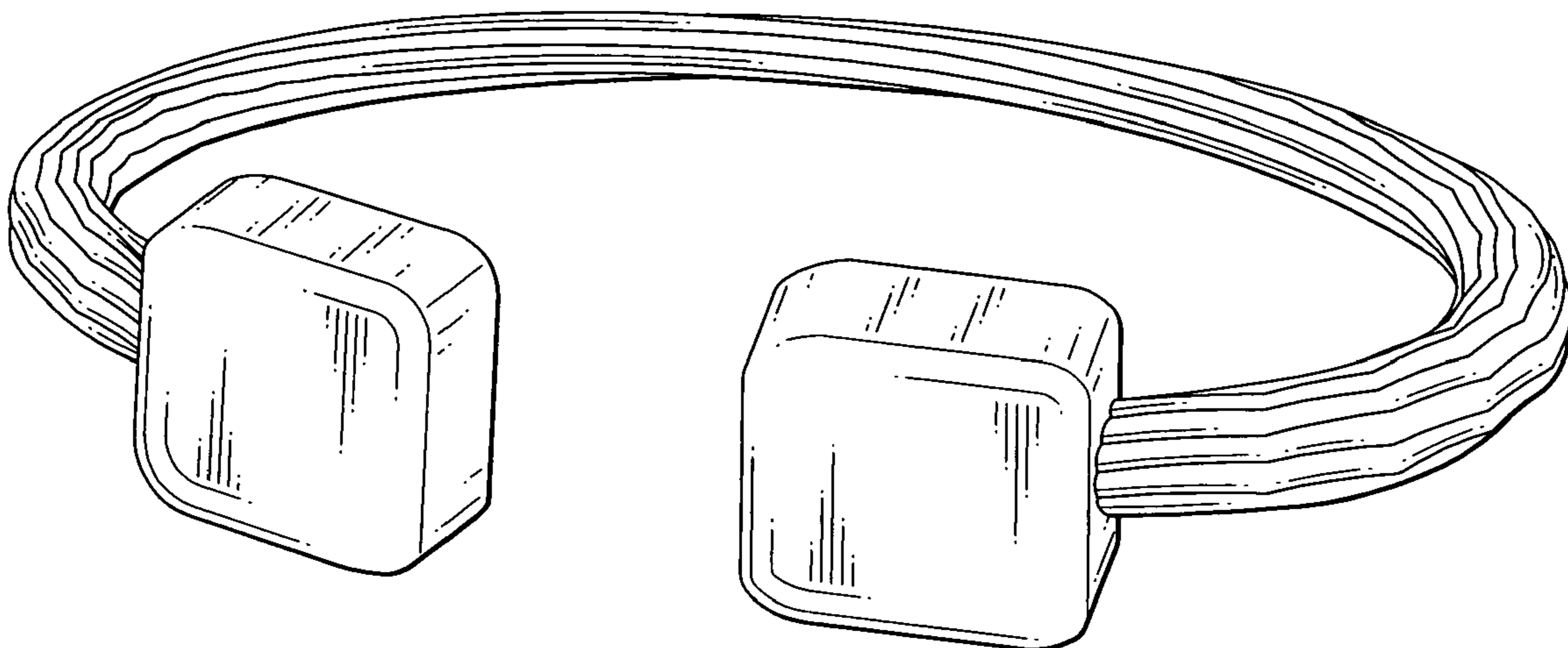
FIG. 2 is a top view of the bracelet of FIG. 1, the bottom view being identical to the top view;

FIG. 3 is a side view of the bracelet of FIG. 1, both sides being identical;

FIG. 4 is a rear view of the bracelet of FIG. 1; and,

FIG. 5 is a front view of the bracelet of FIG. 1.

1 Claim, 2 Drawing Sheets



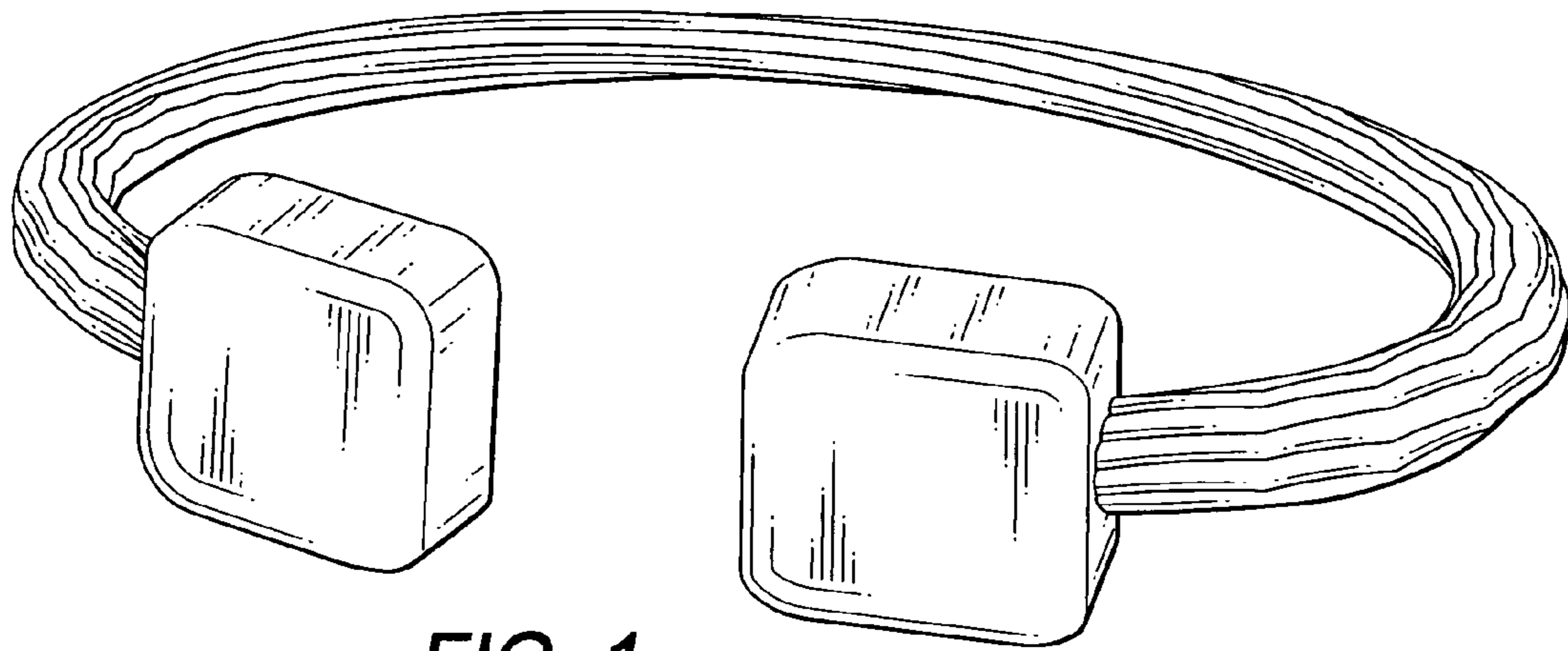


FIG. 1

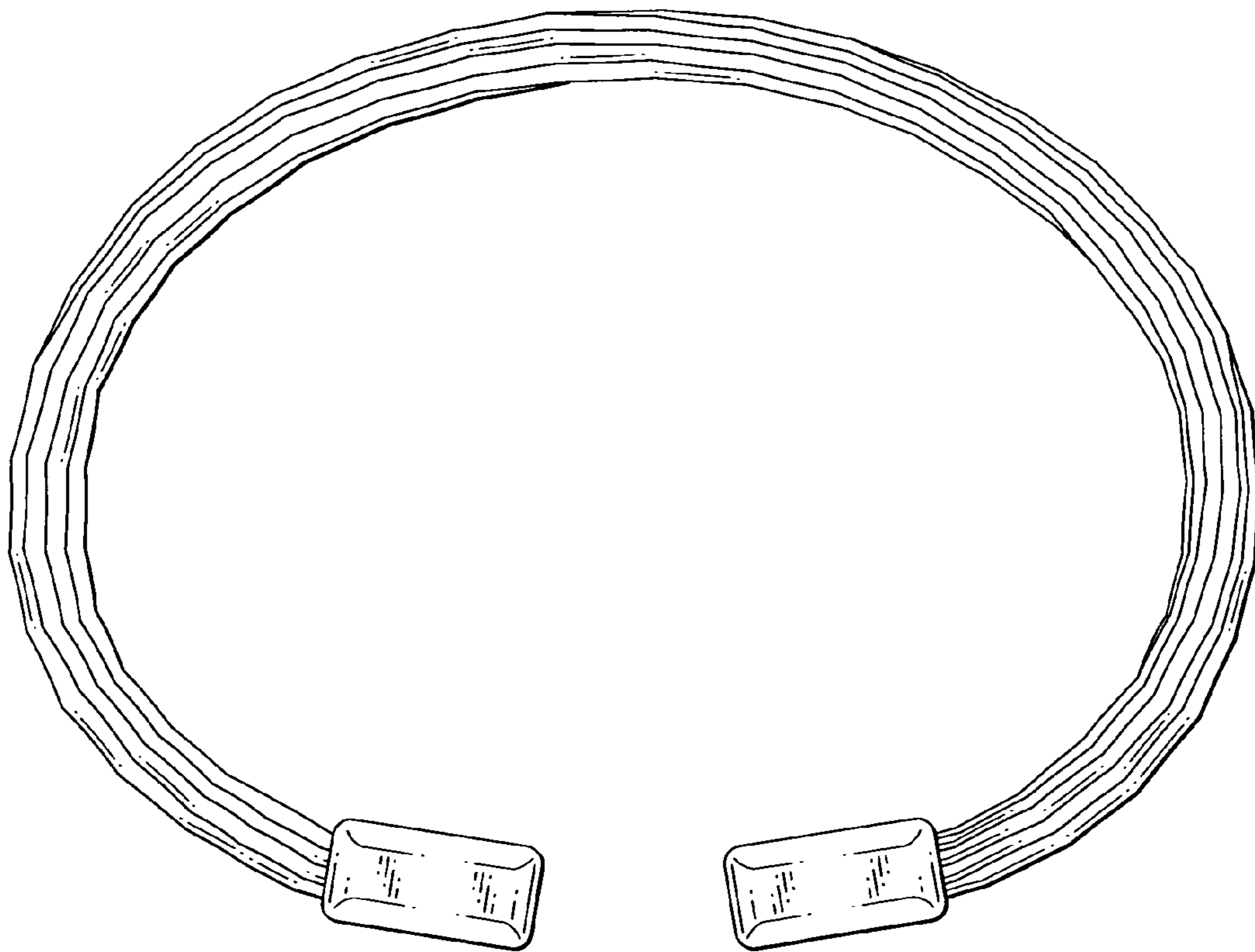


FIG. 2

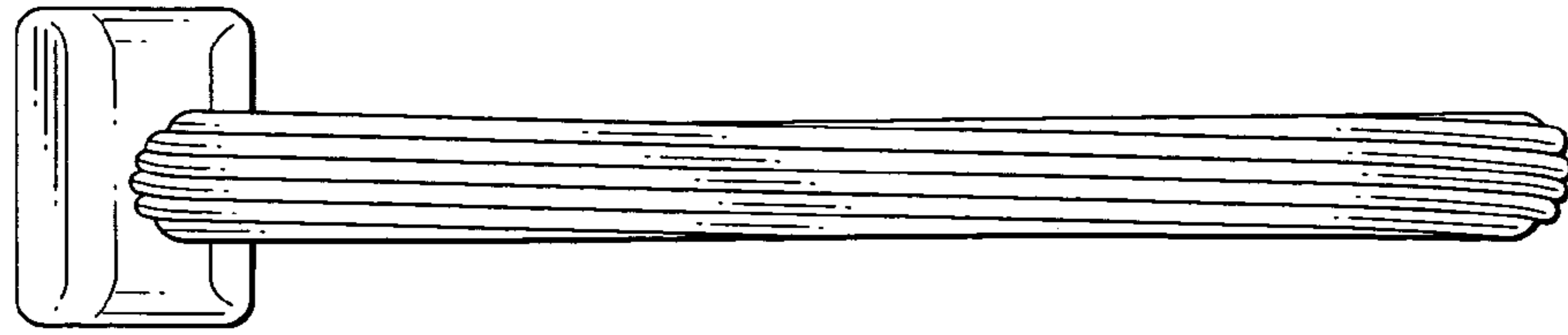


FIG. 3

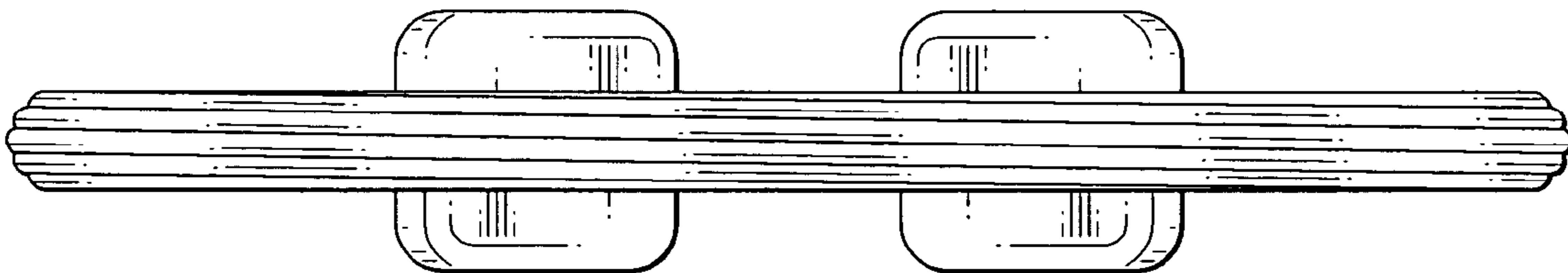


FIG. 4

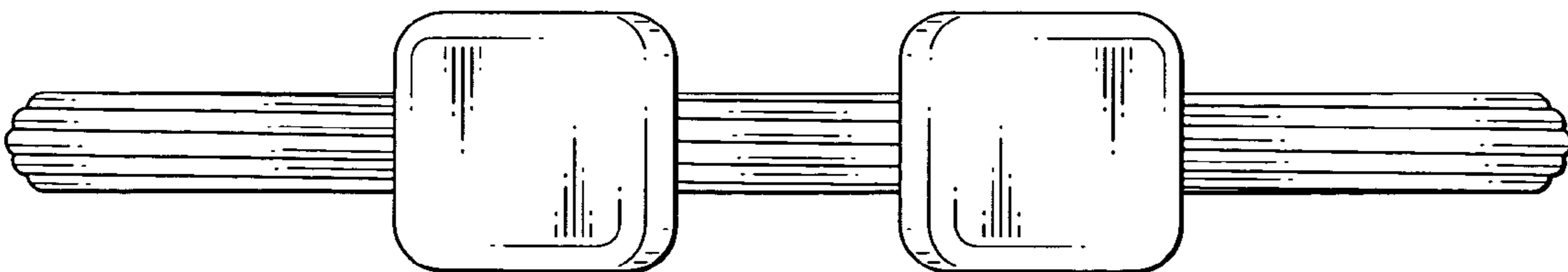


FIG. 5