



US00D575647S

(12) **United States Design Patent**  
**Lobermeier et al.**

(10) **Patent No.:** **US D575,647 S**

(45) **Date of Patent:** **\*\* Aug. 26, 2008**

(54) **SHOWER CONTROLLER**

D356,511 S \* 3/1995 Zeutzus ..... D10/49  
D457,442 S \* 5/2002 Schuler ..... D10/49

(75) Inventors: **Hans Lobermeier**, Menden (DE);  
**Jochen Allard**, Menden (DE); **Paul Flowers**, Dusseldorf (DE)

\* cited by examiner

(73) Assignee: **Grohe AG**, Hemer (DE)

*Primary Examiner*—Antoine D Davis

(74) *Attorney, Agent, or Firm*—Andrew Wilford

(\*\*) Term: **14 Years**

(57) **CLAIM**

(21) Appl. No.: **29/288,907**

The ornamental design for a shower controller, as shown.

(22) Filed: **Jun. 26, 2007**

(30) **Foreign Application Priority Data**

**DESCRIPTION**

Dec. 26, 2006 (DE) ..... 000644109

(51) **LOC (8) Cl.** ..... **10-04**

(52) **U.S. Cl.** ..... **D10/49; D10/103; D10/102**

(58) **Field of Classification Search** ..... D10/49,  
D10/102, 103; D13/162; 4/677, 541.2, 490;  
236/12.12, 62 R, 46 R; 700/32

See application file for complete search history.

FIG. 1 is a perspective view of the shower controller according to the invention, display indicia that does not form part of the invention being shown in dashed lines;

FIG. 2 is a left-side elevational view of the shower controller, the right side being a mirror image thereof;

FIGS. 3 and 4 are front elevational views of the controller in the quiescent and in-use modes; and,

FIG. 5 is a top view of the controller, the bottom view being identical.

(56) **References Cited**

**U.S. PATENT DOCUMENTS**

D356,045 S \* 3/1995 Payne ..... D10/49

**1 Claim, 1 Drawing Sheet**

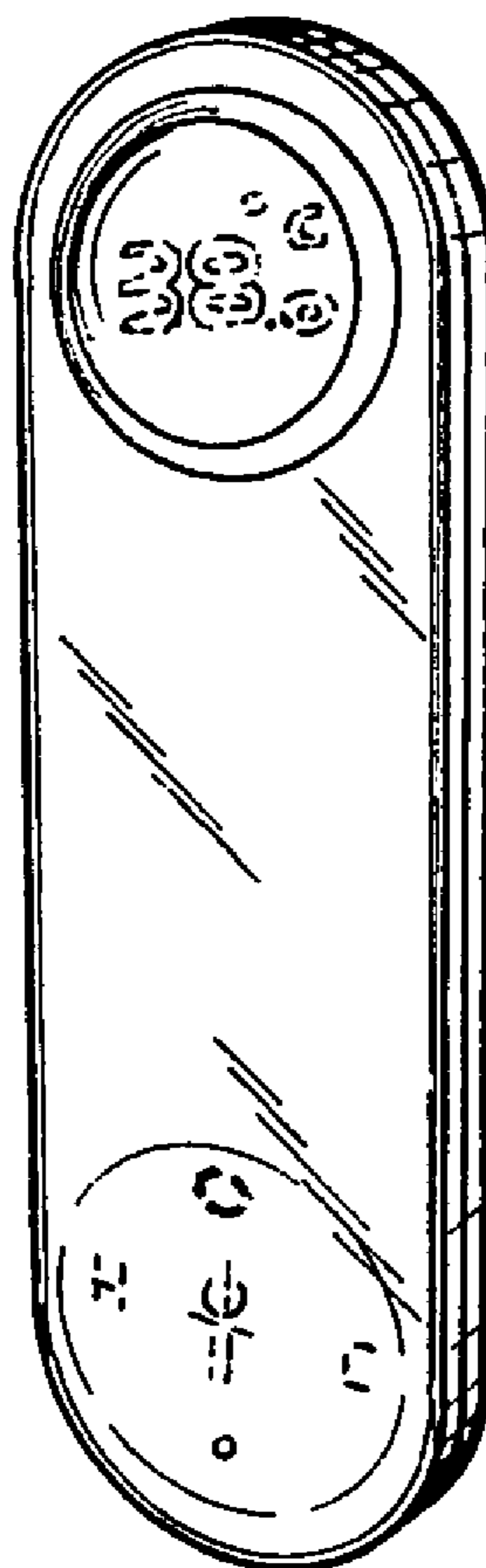


FIG.1

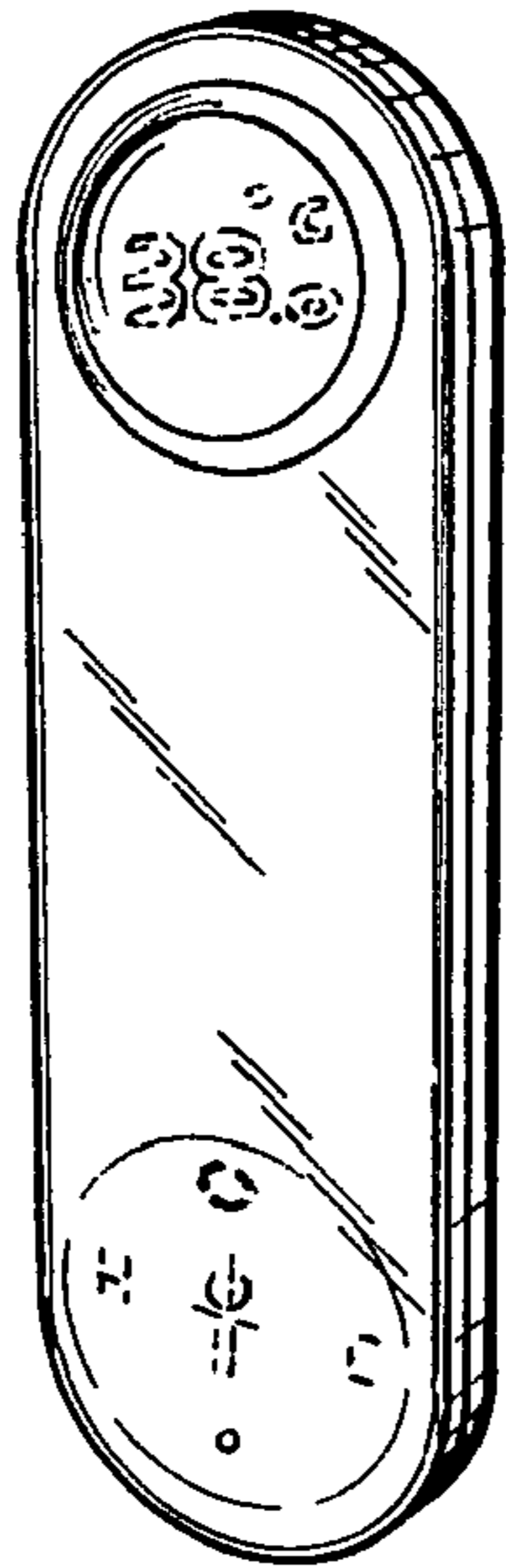


FIG.2



FIG.3




FIG.4


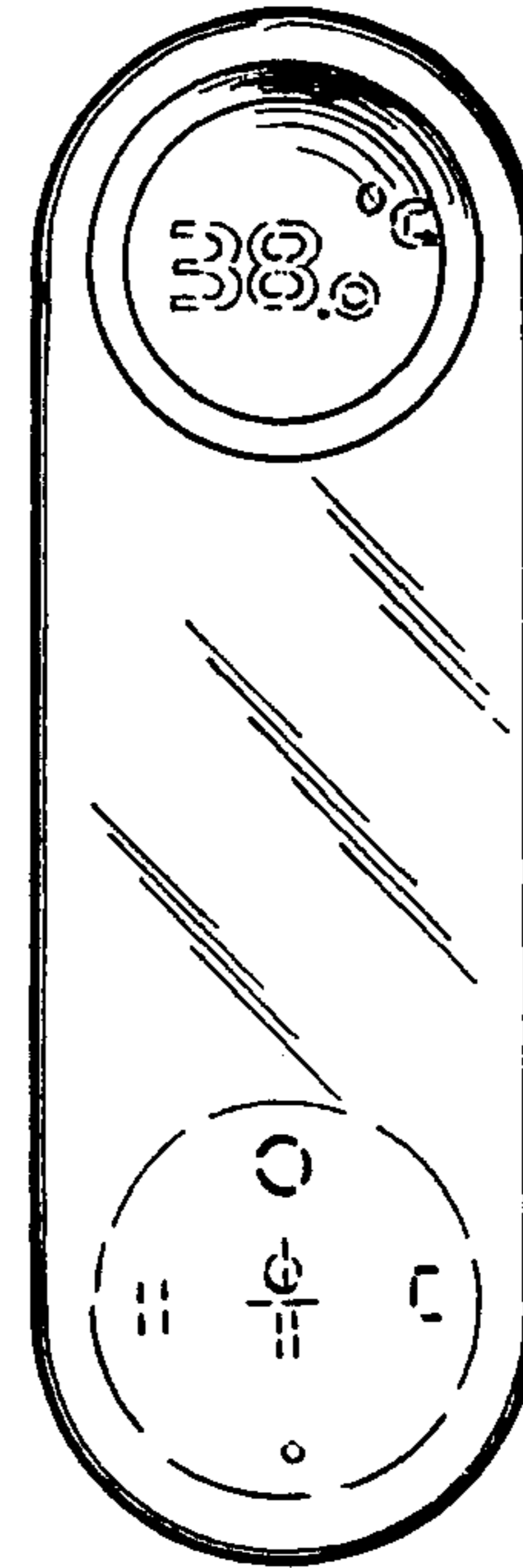


FIG.5